© Siemens 2023

SIEMENS

Catalog
ET D1

Edition
2023

DELTA

Switches and Socket Outlets

siemens.com/delta

Промэлектроника, sales@prom-elec.com

© Siemens 2023

Related catalogs

Low-Voltage Power Distribution and Electrical Installation Technology LV 10
SENTRON • SIVACON • ALPHA

PDF (E86060-K8280-A101-B6-7600)

GAMMA
KNX building control

PDF

Catalog PDF
Digital versions of the catalogs are available in the Siemens Industry Online Support.

www.siemens.com/lowvoltage/catalogs

Miscellaneous

SiePortal
Information and Ordering Platform on the Internet

sieportal.siemens.com

Trademarks

All product designations may be registered trademarks or product names of Siemens AG or other supplying companies. Third parties using these trademarks or product names for their own purposes may infringe upon the rights of the trademark owners.
Further information about low-voltage power distribution and electrical installation technology is available on the Internet at:
www.siemens.com/lowvoltage

Technical Support

Expert advice on technical questions with a wide range of demand-optimized services for all our products and systems.
In Germany:
Tel.: +49 (911) 895-7222

www.siemens.com/lowvoltage/product-support

© Siemens 2023

Switches and Socket Outlets

DELTA

Catalog ET D1 · 2023

Supersedes:
Catalog ET D1 · 2021

Refer to the Industry Mall for current updates of this catalog:
www.siemens.com/industrymall

© Siemens AG 2023

The products and systems listed in this catalog are developed and manufactured using a certified quality management system in accordance with DIN EN ISO 9001:2008.

Introduction 1

Design
- i-system components
  - i-system — IP20, IP44, Basic Components 2
  - DELTA line — IP20, IP44 3
  - DELTA miro — IP20, IP44 4
- DELTA profil — IP20 5
- DELTA style — IP20, IP44 6
- m-system — IP20, for i-system / DELTA profil / DELTA style 7
- Surface mounting product range — IP44 8

Functions
- Switching/Pushbutton control/Dimming 9
- Motion detectors 10
- Shutter/Blind controls 11
- Room temperature controllers 12
- Data and Communication systems 13
- Smoke detectors 14
- GAMMA Building Systems Technology 15

Technical Information 16

Appendix 17

© Siemens 2023

Still have questions? Get all the information you need – with just one click

Always here for you: our comprehensive support

Information	Planning/order	Operation/service	Training
– Website – Catalogs and brochures – Newsletters – Image database	– Industry Mall – Configuration – SIMARIS planning tools – CAx Download Manager	– Siemens Industry Online Support (SIOS) – My Documentation Manager – Technical support – Support request	– SITRAIN Portal – Siemens Power Academy – BT Academy

I201_19079

We support you from the planning stages to commissioning to operation.

siemens.com/lowvoltage

© Siemens 2023

Introduction

1/2	**New products**
1/3	**Quality and environment**
1/4	**DELTA-Product ranges**
1/5	**GAMMA instabus in DELTA product ranges**
1/6	**Simple and safe to install – even under difficult conditions**
1/8	**Compact inserts**
1/10	**Retrofitting and replacement made easy**
1/12	**The perfect solution for a flat design**
1/13	**Degree of protection IP44**
1/14	**Perfect down to the very last detail**
1/15	**Mounting and dismantling of rockers and frames**
1/16	**DELTA dimmers**
1/17	**DELTA room temperature controllers**
1/18	**GAMMA building control**

© Siemens 2023

Introduction

New products

Motion detector

The new detectors have an on/off button as well as a time and brightness setting of the light point and can be equipped with an external switch. Starting from a master device (5TC1585), they enable the scaling of presence perception with up to 6 slave devices (5TC1586).

The design of the new motion detector with flat lens, straight lines and a translucent surface integrated into the mechanical cover gives it an elegant and discreet look. It is available in the versions DELTA miro and DELTA style. For DELTA style an intermediate frame 55 x 55 mm is required.

Thermostats

The complete range of new Siemens thermostats offers a solution for any situation. From basic installation to underfloor heating with external Sensors, here you have a large selection of thermostats in different Colors available for Line, Miro and Style series

Profi-Box

Advantages of the Profi-Box:
- Different Box variants are available
- Optimized for the construction site
- Minimal packaging materials, generating less waste
- No individual packaging of the product provides a time advantage in Assembly
- This practical packaging makes it easier to transport and storage

© Siemens 2023

Quality in the context of the environment

Increasing urbanization and global population growth make the careful and sustainable handling with natural resources to a central challenge – we face this.

Acting responsibly

As part of the ecologically responsible and globally active Siemens Group, we are setting the bar high. Our environmental protection objectives are an integral part of our rigorous quality management.

Even during the development of our products and systems, we take a critical look at their possible effects on the environment. So, without exception, they all comply with the EC Directive RoHS (Restriction of Hazardous Substances). During this development phase, we also lay the foundations for the highest quality: from the very outset, we define reliability requirements and the related quality assurance measures, and these are incorporated into all drafts.

All products and systems are also subject to strict quality specifications during production and testing. We take great care to ensure compliance with these specifications in order to guaran-tee our customers nothing but the very best quality. Our many certificates bear witness to our success.

Pioneers in recycling

As a founder member of a non-profit association for the active promotion of the environment-friendly recycling of disabled LV HRC fuse links, Siemens takes a pro-active approach to recycling. The aim of the association is to create a voluntary system for the environment-friendly recycling of LV HRC fuse links, which is simple and free for participating collectors. All proceeds are used to support a range of projects in the training and research sector.

Environmentally-friendly development and design of DELTA products

Environmentally friendly product design is a fundamental element of our product development. Starting with the selection of materials that are as low-emission as possible, over the protective use of resources, through to the development of suitable recycling strategies, we take all phases of the product cycle into account. For example, our inserts are free of cadmium and nickel, and our DELTA socket outlets are free of PVC and halogens. Our galvanic coatings are manufactured using Chrome-6 free passivation techniques and heavy metal free pigments and we have ceased using PVC and halogens for our design components. This has two advantages: our product ranges are ideal even for allergy sufferers and there are no noxious fumes in the event of a fire. Furthermore, all components can be disposed of in an environmentally friendly manner.

Of course, all our switches and socket programs meet comply with the current standards and, of course, also the EC Directive RoHS (Restriction of Hazardous Substances).

Pro-active environmental protection

Of course, like all Siemens locations, we are DIN ISO 14001 certified. In addition, as an active Member of the ZVEI, actively promotes the protection of the environment, for example through the development of binding environmental Management Systems.

© Siemens 2023

Introduction

DELTA product ranges

i-system components

DELTA line

titanium white

electrical white

aluminum metallic

carbon metallic

DELTA miro Color

titanium white

aluminum metallic

carbon metallic

electrical white

soft black

DELTA miro Glass

crystal green/
aluminum metallic

white/titanium white

black/
aluminum metallic

orient/carbon metallic

arena/electrical white

DELTA miro Aluminum

natural/
aluminum metallic

yellow oxide/
electrical white

DELTA miro Wood

maple red/
aluminum metallic

maple/
aluminum metallic

beech[1)]/
aluminum metallic

cherry[1)]/
aluminum metallic

wenge/
aluminum metallic

DELTA profil

titanium white

silver

DELTA style

titanium white

platinum metallic

chocolate

anthracite cosso

malt gold

m-system

titanium white

aluminum metallic

carbon metallic

platinum metallic

silver

Surface-Mounting Product

DELTA fläche IP44

[1)] Color achieved through staining

© Siemens 2023

GAMMA instabus in DELTA product ranges

i-system components

DELTA line

titanium white

aluminum metallic

DELTA miro Color

titanium white

aluminum metallic

DELTA miro Glass

crystal green/
aluminum metallic

white/titanium white

black/
aluminum metallic

orient/titanium white

arena/titanium white

DELTA miro Aluminum

naturalal/aluminum
metallic

yellow oxide/titanium
white

DELTA miro Wood

maple red

beech[1)]

DELTA style

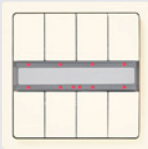
titanium white

platinum metallic

[1)] Color achieved through staining

© Siemens 2023

Introduction

Simple and safe to install – even under difficult conditions

Wherever inserts need to be mounted, you are in demand. And you are more than familiar with the usual problems: insufficient depth of the flush-mounting enclosure means that switch inserts may be plastered or wall-papered over – which can lead to malfunctions. Or the wall-mounting of the switch inserts is crooked. The result: rockers that grate – particularly in the case of multiple combinations. But now there's an end to all that: with our unique, thoughtful and proven Plug-in system between device insert and rocker. This ensures high switching reliability even with crooked device inserts, high plaster compensation of 3 mm and fast Assembly and disassembly – even under difficult installation conditions. Subsequent repair work at the customer's site are avoided. This saves you a lot of time and additional effort.

Unique, well-designed, proven plug-in system

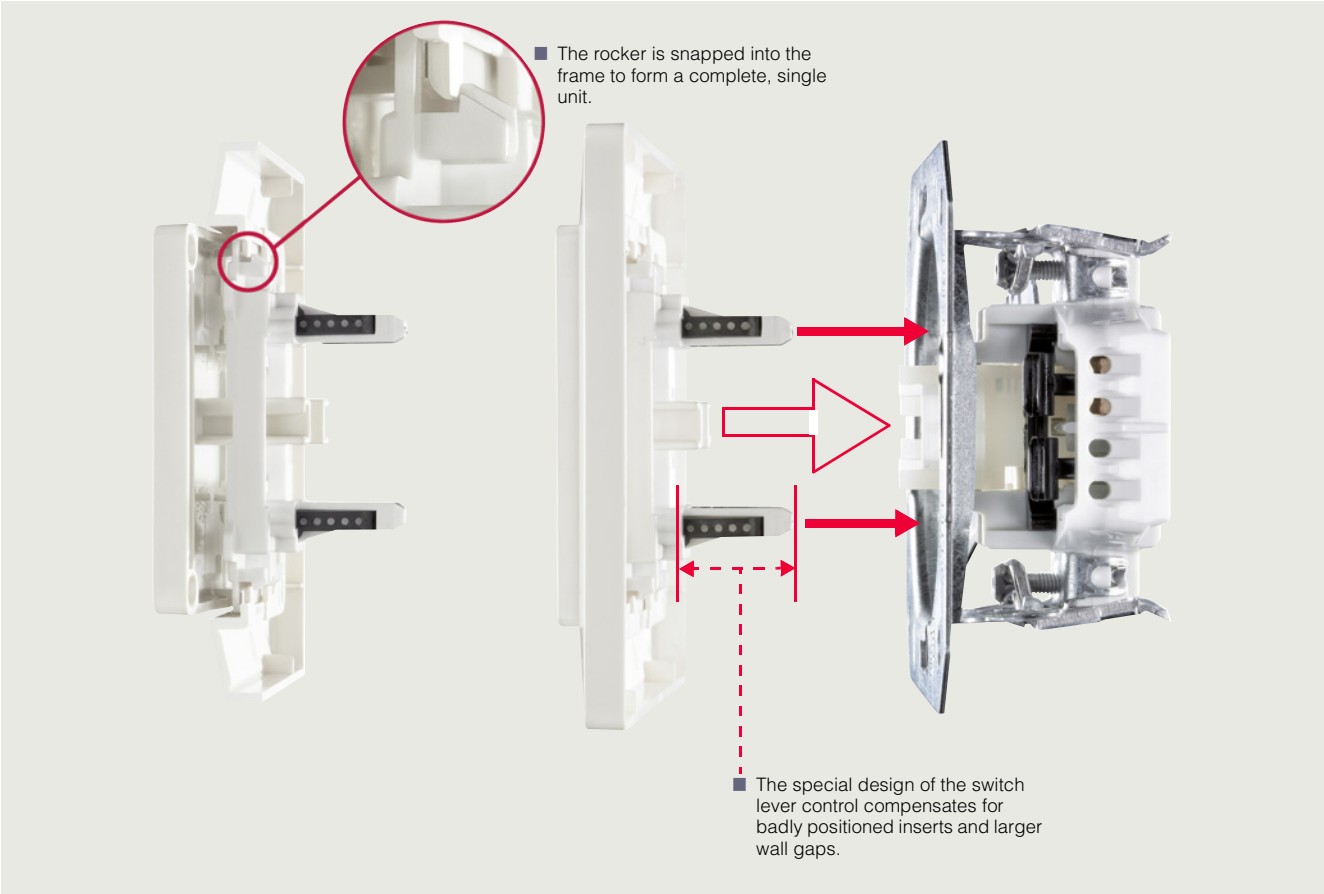

© Siemens 2023

Simple and safe to install – even under difficult conditions



- Always uniform gap dimensions – even if not evenly seated equipment inserts or increased wall distances.

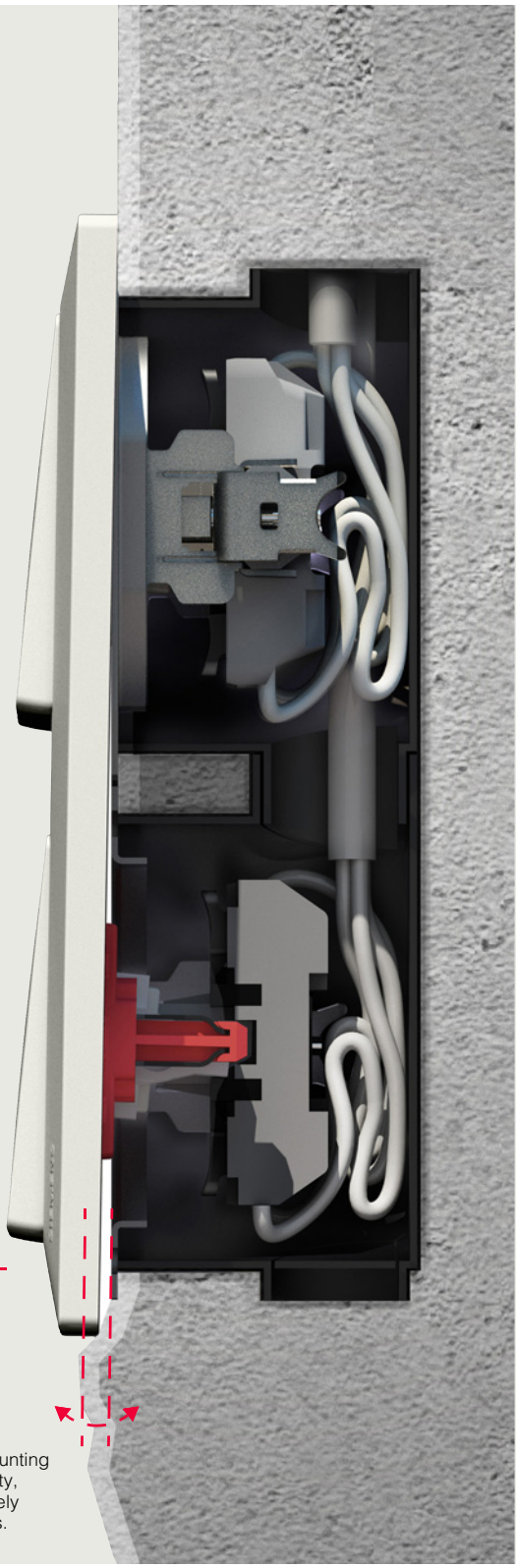

- The play of the switch lever is sufficient to allow the plugged rocker with frame to fit snugly on the wall surface.
- The 3 mm flexible flush mounting ensures reliable functionality, even in the case of extremely unfavorable wall conditions.

© Siemens 2023

Introduction

Compact inserts

What do you expect of an insert? Clearly: Above all, it can be easy to assemble. In our missions, all we need just a few simple steps – and they are already safely seated in the Wall.

Comfortable for you: The base of the inserts is special compactly designed. This leaves more connection space remaining.



- As anyone who mounts inserts knows: it's often difficult to free cables from their terminals. But not with Siemens: our accessible and ergonomically designed release lever makes it easy to release cables safely without risk of injury.



- All live parts are covered with insulating material for all-round touch protection – offering maximum protection, even if the upperdesign part is removed, e.g. when decorating.

- Connecting conductors is quick and easy – just plug the solid conductors with a 1.5 mm^2 or 2.5 mm^2 cross section in the funnel shaped cable entries of the connecting terminals. Thanks to the uniform length of the insulation to be stripped on both switches and socket outlets there are no more length adjustments required on the stripping tool.



- The cables are easily accessible for Duspol measurements, even when the glow lamps are plugged in.

- The double terminals are clearly arranged on one side, which makes connection quick and easy.



© Siemens 2023



■ Put an end to lack of wiring space in the box: our compact inserts make space for all the cables you need.

© Siemens 2023

Introduction

Retrofitting and replacement made easy

Regardless of whether you want to retrofit specific functions or replace components – it couldn't be easier with our modular design and plug-in technology.



- Our socket outlets have a modular design. This means: by mounting auxiliary modules, our inserts also support the implementation of overvoltage protection and status display. It is possible to retrofit socket outlets that are already installed at any time.

Spare glow lamp for SCHUKO® socket outlet



Overvoltage protection modules

Mounted overvoltage protection module

© Siemens 2023



- Lighting elements can also be replaced without removing the insert. For example, the LEDs are simply plugged in from the front and can be replaced even during operation.

- A standard 40 mm device box suffices for SCHUKO® socket outlets with overvoltage protection. And because the double terminal is still free after the module is mounted, no additional terminals are required for the through-wiring.

© Siemens 2023

Introduction

The perfect solution for a flat design

Switches and sockets must meet individual requirements fulfilling the design. After all, they are usually visible to everyone. And that for a long time. But design is more than appearance. Above all, it must be functional.



- Compared to the conventionally designed switches and socket outlets of other manufacturers, Siemens offers the flattest switches to date when using standardized flush-mounting boxes.
- The material is the key: For fast assembly of the components, you need to be able to rely on the high quality of the material. Thermosetting plastic parts are inclined to break when dropped or secured too tightly. Furthermore, thermosetting plastic surfaces have an uneven appearance and look cheap – which is why all our plastic design parts are made of thermoplastic. Reduced deformation do not lead to breakage. The shiny thermoplastic surfaces are also easy to clean and offer outstanding protection against yellowing and soiling.

© Siemens 2023

Degree of protection IP44

With the DELTA i-system (DELTA line, DELTA miro) and the DELTA style switch range – you can even achieve degree of protection IP44 without changing the frame trim. Whether for the bathroom, outdoors or the cellar – a single set of seals covers all applications. Furthermore, with our new surface-mounting enclosures, DELTA line can also be surface mounted as a single, double or triple version. In combination with IP44 – that is completely unique!



■ Using special sets of seals, it is easy to convert the switches and socket outlets of the DELTA i-system (DELTA line and DELTA miro) and DELTA style to degree of protection IP44.

■ DELTA style surface-mounting enclosure. Also available in DELTA line. In unique combination with IP44.

© Siemens 2023

Introduction

Perfect down to the very last detail

No matter how you look at it: Our device inserts are perfect down to the last detail.



- Our new combination screws for Torx and slotted screw drivers ensure that there is no slipping of the screwdriver blade. The screw is screwed with metric thread into the metal. Minimum torques enable the secure fastening of the insert even when mounted manually using a screwdriver. It is virtually impossible to strip the thread.



- Stripping lengths with tolerance specifications are clearly labeled on the mounting bracket and the bottom of the base.This helps prevent faults caused if the strip length of the wire is too short. Thanks to the uniform stripping length of 10 mm for all switch models, including SCHUKO® socket outlets, there are no more length adjustments required on the stripping tool.



- You can instantly see how the insert is connected: the circuit diagram and item number on the back of the base with topographical wiring diagram preclude mounting errors due to incorrect connection.



- A rod spring ensures that the retracting claws are resistant to ageing and reversible – even when repeatedly dismantled and remounted.

- If using deeper device boxes, you can also retrofit our extension claws. These enable secure fastening even in the event of structural changes – for example if the area is subsequently tiled. What's more: the extension claws are mounted as is – no need to remove the normal claws first.

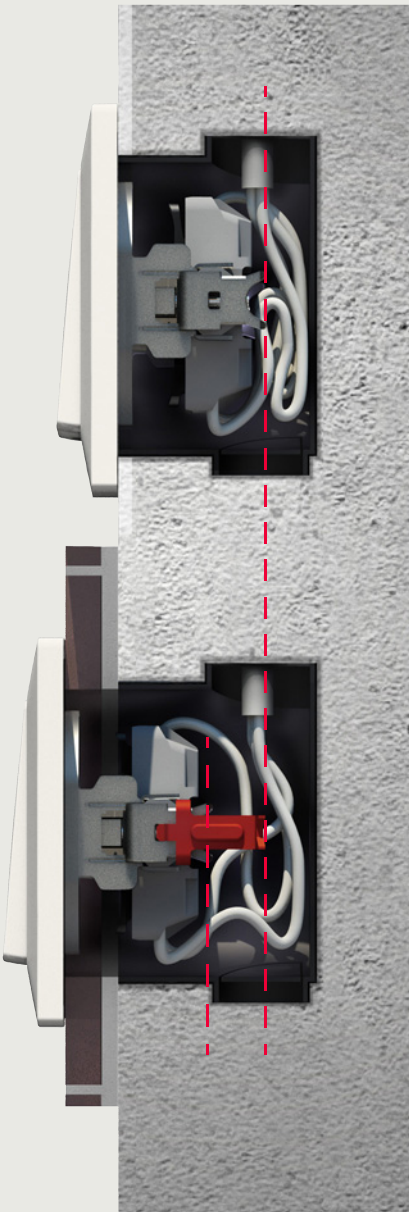

© Siemens 2023

Mounting and dismantling of rockers and frames

Rockers and frames are simply snapped together to form a unit. Then just plug the rocker/frame combination into the insert – done.

Simply repeat this process for multiple frames.

The rockers are always removed from the insert over the frame, i.e. lifting the frame, either manually or using a screwdriver, automatically lifts the rocker from its bracket.

© Siemens 2023

Introduction

DELTA dimmers

Dimmers create atmosphere. Whether subdued lighting for a stylish evening meal or a work light switched to suit ambient conditions: it is the ability to adapt lighting quickly and easily that make dimmers such an attractive option. The new DELTA product range covers devices that control all types of conventional lamps. This includes incandescent lamps, high-voltage halogen lamps, fluorescent lamps and low-voltage halogen lamps with magnetic or electronic transformers.

Rotary dimmers

Simply turn the dimmer to set the required brightness – pressing it turns the light on or off. Rotary dimmers can also be mounted in cross and two-way switches.

Universal dimmers

The universal dimmers can be used for many kinds of lamp loads: incandescent lamps, high-voltage halogen lamps and low-voltage halogen lamps with magnetic or electronic transformer. The touch dimmers are particularly user-friendly. Switching them on and off is as simple as using a normal light switch. They can also be dimmed up or down to the required brightness. The memory function enables a specific dimming value to be stored, which is then automatically switched to when the dimmer is activated. A universal dimmer can also be switched and dimmed from various points using conventional pushbuttons.

Dimmer for LED lamps

The new dimmer inserts offer the possibility to regulate modern lamp types of different loads without undesired side effects.

The rotary or touch dimmers are suitable for adjusting the amount of light as required for energy-saving high-voltage halogen lamps, dimmable LED retrofit lamps, 12 to 48 V/DC monochrome LED strips and fluorescent lamps.

The new rotary dimmer has been specially optimized for regulating high-voltage LED lamps. Rotary dimmers are compatible with all other products in the DELTA range and are available in a wide selection of materials, colors and shapes.

Due to their small installation depth of only 12 mm, the new DELTA push-button dimmers can be installed behind any DELTA push-button in the same flush-mounted or distribution box. Up to three illuminated pushbuttons and an unlimited number of non-illuminated pushbuttons can be operated via the dimmer.
A memory function can be switched on and off by means of a selector switch, which can be used to store a desired dimming value.

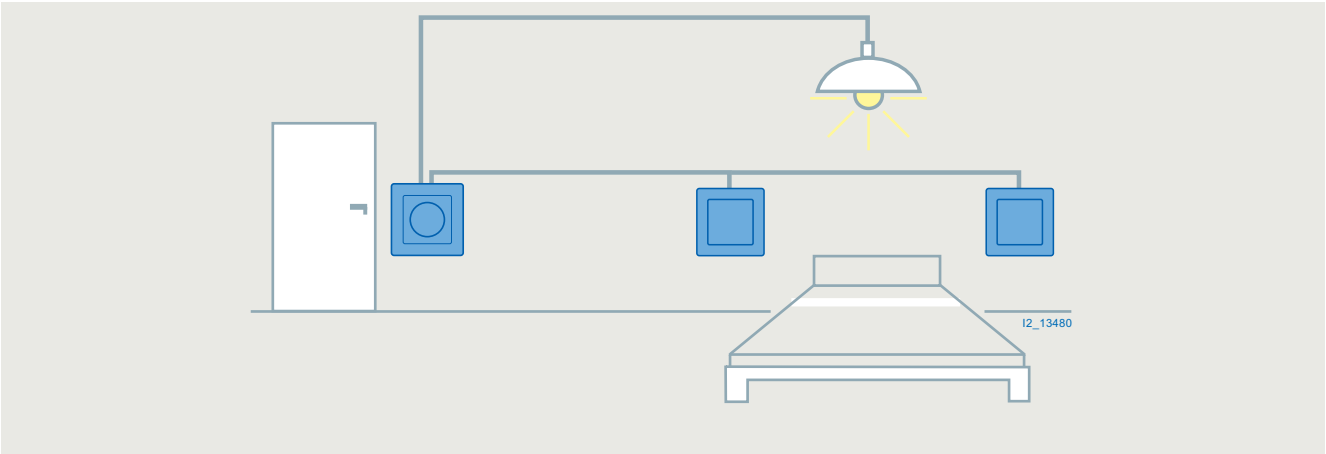

This is possible thanks to networking: a sensor dimmer can be controlled from a number of conventional pushbuttons
(Graphics in the switch design of DELTA line, titanium white)

Rotary dimmer



Dimmer by pushbutton

© Siemens 2023

DELTA room temperature controllers

Our room thermostats bring more comfort and cosiness into your home - naturally in the matching design of your DELTA range.

Room thermostat, opener/changeover contact

- For electric and hot water convectors, pump and boiler control
- To control the heating or cooling

Room temperature controller, direct floor heating

- For the control of floor storage heating systems and electric floor heating systems with heating mats
- The basic type of controller consists of two parts: control unit (to set the desired floor temperature) and remote sensor (in the floor to monitor the set temperature)

Programmable thermostat

- For time-dependent individual room or floor temperature control for electric and hot water heating systems
- Room thermostat, Room thermostat with floor temperature controller or Floor temperature controller selectable
- Graphic display, backlit
- Emergency operation function
- Adjustable operating modes:
  - Automatic mode
  - Comfort mode, permanently
  - ECO mode, permanently
  - OFF (antifreezing function)
- Keylock
- Automatic summer/winter time changeover
- Valve protection function

Room temperature controller, opener/changeover contact

Room temperature controller, Floor heating

Programmable, thermostat

© Siemens 2023

GAMMA Building Control

Intelligent display and operation with GAMMA Building control

Comfortable operation

- Straightforward and intuitive operation of all disciplines in a room
- Pushbuttons and room temperature controls, harmoniously coordinated with the room's electrical installation, available in a broad range of designs and colors
- Can be combined with various frame designs in different colors, shapes and materials (like plastics, glass and aluminum etc.)

Central room and building functions

- Display and operation of all room and building functions via a central device
- Innovative operating philosophies
- High-quality design and equipment
- Extended functionality with central applications such as timer function, Scene control, alarm handling, room temperature controller, etc.

Intelligent mobile operation and monitoring

- Web-enabled solutions for the display and operation of all disciplines
- Intuitive user interface with intelligent applications (for example, scenes and effect control)
- Utilization of pre-existing web-compatible devices like smartphones, tablets and notebooks - whether in the building or by remote control

Further information can be found on the website: www.siemens.com/gamma and www.siemens.com/gamma-td

© Siemens 2023



2/2	**Introduction**
2/4	**Switches and pushbuttons**
2/8	**Socket outlets**
2/15	**International socket devices**
2/17	**DELTA Profi-Box**
2/18	**Chargers**
2/19	**Shutter/blind control**
2/21	**Lighting controls**
2/22	**Room temperature controllers**
2/23	**Communication**
2/25	**TV / RF / SAT**
2/25	**Equipotential bonding**
2/26	**Module carriers for m-system**
2/27	**School program**
2/28	**Add-on devices**
2/29	**Accessories and spare parts**

© Siemens 2023

Overview

Colors and designs of the i-system

Frames in DELTA line design

titanium white

electrical white

aluminum metallic

carbon metallic

Frames in DELTA miro design

DELTA miro Color
titanium white/
titanium white

DELTA miro Glass
crystal green/
aluminum metallic

DELTA miro Aluminium
natural/aluminum metallic

DELTA miro Wood
wenge/aluminum metallic

Other colors for DELTA miro can be found from page 4/2

© Siemens 2023

Using i-system

All components of the i-system product range can be combined

- with frames from the DELTA line product range or
- with frames from the DELTA miro product range.

Modular components of the i-system with DELTA line and DELTA miro

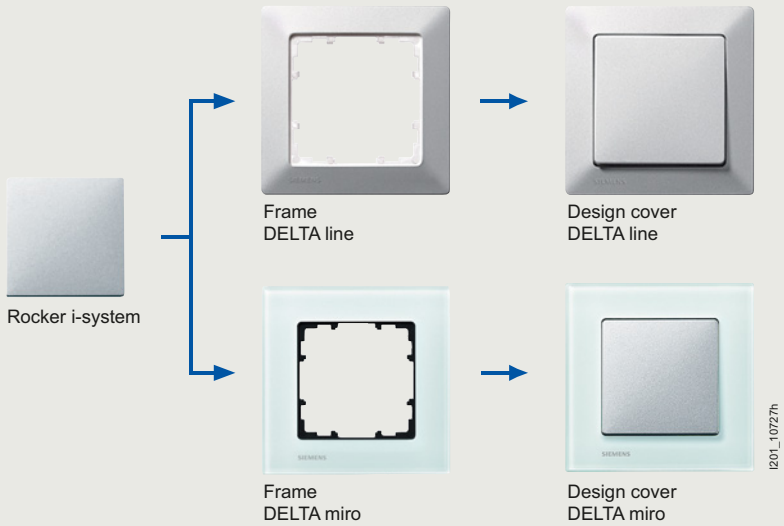

© Siemens 2023

Selection and ordering data

	Version		Order No.
	General information • size of rockers: 55 mm x 55 mm • degree of protection: IP20		
	Note		
	• the color aluminum metallic is identical to silver (DELTA profil) • the color carbon metallic is identical to anthracite (DELTA profil)		
	Note	Page	
	• for extension claws, see ...	9/12	**5TG2498**
	• all rockers shown here can be combined with the frames of the DELTA line product range, see ...	3/5	
	• all rockers shown here can be combined with the frames and color elements of the DELTA miro product range, see ...	4/5	
	• Degree of protection IP44 for rockers can be achieved with the IP44 set of seals, for rockers, see ...	2/29	**5TG4324**
 5TG6201	**Rockers, neutral**		
	Versions		
	• titanium white (similar to RAL 9010)		**5TG6201**
	• electrical white (RAL 1013)		**5TG6271**
	• aluminum metallic (similar to RAL 9006)		**5TG6241**
	• carbon metallic (similar to RAL 7016)		**5TG6221**
	• soft black NEW		**5TG6201-0SB00**
	Inserts	Page	
	• *Universal switches*	9/2	**5TA2156**
	• *Intermediate switches*	9/2	**5TA2117**
	• *ON/OFF switches, 1-pole*	9/3	**5TA2151**
	• *Pushbuttons, 1 NO contact*	9/6	**5TD2120**
	• *Pushbuttons, 1 CO contact*	9/7	**5TD2123**
 5TG6207	**Rockers, with "Bell" symbol**		
	Versions		
	• titanium white (similar to RAL 9010)		**5TG6207**
	• electrical white (RAL 1013)		**5TG6277**
	• aluminum metallic (similar to RAL 9006)		**5TG6247**
	• carbon metallic (similar to RAL 7016)		**5TG6227**
	• soft black NEW		**5TG6201-0SB10**
	Inserts	Page	
	• *Pushbuttons, 1 NO contact*	9/6	**5TD2120**
	• *Pushbuttons, 1 CO contact*	9/7	**5TD2123**
 5TG6208	**Rockers, with "Door Opener" symbol**		
	Versions		
	• titanium white (similar to RAL 9010)		**5TG6208**
	• electrical white (RAL 1013)		**5TG6278**
	• aluminum metallic (similar to RAL 9006)		**5TG6248**
	• carbon metallic (similar to RAL 7016)		**5TG6228**
	Inserts	Page	
	• *Pushbuttons, 1 NO contact*	9/6	**5TD2120**
	• *Pushbuttons, 1 CO contact*	9/7	**5TD2123**
 5TG6202	**Rockers, with "I/O" symbols**		
	Versions		
	• titanium white (similar to RAL 9010)		**5TG6202**
	• electrical white (RAL 1013)		**5TG6272**
	• aluminum metallic (similar to RAL 9006)		**5TG6242**
	• carbon metallic (similar to RAL 7016)		**5TG6222**
	• soft black NEW		**5TG6201-0SB40**
	Inserts	Page	
	• *ON/OFF switches, 2-pole, 10 A*	9/3	**5TA2112**
	• *ON/OFF switches, 2-pole, 16 A*	9/4	**5TA2162**
	• *ON/OFF switches, 3-pole, 16 A*	9/4	**5TA2153**

© Siemens 2023

	Version		Order No.
5TG6200	**Rockers, with window**		
	Versions		
	• titanium white (similar to RAL 9010)		**5TG6200**
	• electrical white (RAL 1013)		**5TG6270**
	• aluminum metallic (similar to RAL 9006)		**5TG6240**
	• carbon metallic (similar to RAL 7016)		**5TG6220**
	• soft black NEW		**5TG6201-0SB01**
	Inserts	Page	
	• *Control switch, for ON/OFF switching*	9/4	**5TA2150**
	• *Control switch, for two-way switching*	9/5	**5TA2108**
	• *Pushbuttons, 1 NO contact, with separate neutral terminal*	9/7	**5TD2116**
	• *Pushbuttons, 1 CO contact, with separate neutral terminal*	9/8	**5TD2117**
	• *Pushbuttons, with separate check-back indication*	9/8	**5TD2114**
	• *Universal switches*	9/2	**5TA2156**
	• *Intermediate switches*	9/2	**5TA2117**
	• *ON/OFF switches, 1-pole*	9/3	**5TA2151**
	• *Pushbuttons, 1 NO contact*	9/6	**5TD2120**
	• *Pushbuttons, 1 CO contact*	9/7	**5TD2123**
	Note	Page	
	LED light inserts, see ...	2/28	
5TG6201-0TW20	**Rockers, with "Light" symbol** NEW		
	Versions		
	• titanium white (similar to RAL 9010)		**5TG6201-0TW20**
	• aluminum metallic (similar to RAL 9006)		**5TG6201-0AM20**
	• carbon metallic (similar to RAL 7016)		**5TG6201-0CM20**
	• soft black		**5TG6201-0SB20**
5TG6206	**Rockers, with "Light" symbol and window**		
	Versions		
	• titanium white (similar to RAL 9010)		**5TG6206**
	• electrical white (RAL 1013)		**5TG6276**
	• aluminum metallic (similar to RAL 9006)		**5TG6246**
	• carbon metallic (similar to RAL 7016)		**5TG6226**
	• soft black NEW		**5TG6201-0SB21**
	Inserts	Page	
	• *Universal switches*	9/2	**5TA2156**
	• *Intermediate switches*	9/2	**5TA2117**
	• *ON/OFF switches, 1-pole*	9/3	**5TA2151**
	• *Pushbuttons, 1 NO contact*	9/6	**5TD2120**
	• *Control switch, for ON/OFF switching*	9/4	**5TA2150**
	• *Control switch, for two-way switching*	9/5	**5TA2108**
	• *Pushbuttons, 1 NO contact, with separate neutral terminal*	9/7	**5TD2116**
	• *Pushbuttons, 1 CO contact, with separate neutral terminal*	9/8	**5TD2117**
	• *Pushbuttons, with separate check-back indication*	9/8	**5TD2114**
	Note	Page	
	LED light inserts, see ...	2/28	
5TG6210	**Rockers, with labeling field**		
	Versions		
	• titanium white (similar to RAL 9010)		**5TG6210**
	• electrical white (RAL 1013)		**5TG6280**
	• aluminum metallic (similar to RAL 9006)		**5TG6250**
	• carbon metallic (similar to RAL 7016)		**5TG6230**
	Inserts	Page	
	• *Pushbuttons, 1 NO contact*	9/6	**5TD2120**
	• *Universal switches*	9/2	**5TA2156**
	• *Intermediate switches*	9/2	**5TA2117**
	• *ON/OFF switches, 1-pole*	9/3	**5TA2151**
	• *Pushbuttons, 1 CO contact*	9/7	**5TD2123**
	Note	Page	
	5TG1136 sheet of pictographs, for single rocker with labeling field must be ordered separately, see ...	2/29	**5TG1136**

© Siemens 2023

	Version		Order No.
5TG6215	**Rockers, with "Bell" symbol and labeling field**		
	Versions		
	• titanium white (similar to RAL 9010)		**5TG6215**
	• electrical white (RAL 1013)		**5TG6285**
	Inserts	Page	
	• *Pushbuttons, 1 NO contact*	9/6	**5TD2120**
	• *Pushbuttons, 1 CO contact*	9/7	**5TD2123**
5TG6211	**Rockers, with labeling field and window**		
	Versions		
	• titanium white (similar to RAL 9010)		**5TG6211**
	• electrical white (RAL 1013)		**5TG6281**
	• aluminum metallic (similar to RAL 9006)		**5TG6251**
	• carbon metallic (similar to RAL 7016)		**5TG6231**
	Inserts	Page	
	• *Control switch, for ON/OFF switching*	9/4	**5TA2150**
	• *Control switch, for two-way switching*	9/5	**5TA2108**
	• *Pushbuttons, 1 NO contact, with separate neutral terminal*	9/7	**5TD2116**
	• *Pushbuttons, 1 CO contact, with separate neutral terminal*	9/8	**5TD2117**
	• *Pushbuttons, with separate check-back indication*	9/8	**5TD2114**
	• *Universal switches*	9/2	**5TA2156**
	• *Intermediate switches*	9/2	**5TA2117**
	• *ON/OFF switches, 1-pole*	9/3	**5TA2151**
	• *Pushbuttons, 1 NO contact*	9/6	**5TD2120**
	• *Pushbuttons, 1 CO contact*	9/6	**5TD2123**
5TG1138	Note	Page	
	• *Control switch, for ON/OFF switching* 5TA2150 *can be used as heating switch. The required 5TG1138 labeling field insert "Heating Switch"* must be ordered separately, see ...	2/29	**5TG1138**
	• LED light inserts, see ...	2/28	
5TG6205	**Rockers, double, neutral**		
	Versions		
	• titanium white (similar to RAL 9010)		**5TG6205**
	• electrical white (RAL 1013)		**5TG6275**
	• aluminum metallic (similar to RAL 9006)		**5TG6245**
	• carbon metallic (similar to RAL 7016)		**5TG6225**
	• soft black NEW		**5TG6205-0SB00**
	Inserts	Page	
	• *Double two-way switches*	9/5	**5TA2118**
	• *Two-circuit switches*	9/6	**5TA2155**
	• *Pushbuttons, double, 1 NO contact, 1 CO contact*	9/8	**5TD2115**
	• *Pushbuttons, double, 2 NO contacts*	9/9	**5TD2111**
 5TG6214	**Rockers, double, with Up/Down symbols**		
	Versions		
	• titanium white (similar to RAL 9010)		**5TG6214**
	• electrical white (RAL 1013)		**5TG6284**
	• aluminum metallic (similar to RAL 9006)		**5TG6254**
	• carbon metallic (similar to RAL 7016)		**5TG6234**
	• soft black NEW		**5TG6214-0SB00**
	Inserts	Page	
	• *Shutter/blind switches, with electrical and mechanical interlock*	11/2	**5TA2154**
	• *Shutter/blind switches, with electrical interlock*	11/2	**5TA2114**
5TG6204	**Rockers, double, with window**		
	Versions		
	• titanium white (similar to RAL 9010)		**5TG6204**
	• electrical white (RAL 1013)		**5TG6274**
	• aluminum metallic (similar to RAL 9006)		**5TG6244**
	• carbon metallic (similar to RAL 7016)		**5TG6224**
	• soft black NEW		**5TG6205-0SB01**
	Inserts	Page	
	• *Two-circuit switches*	9/6	**5TA2155**
	• *Pushbuttons, double, 2 NO contacts*	9/9	**5TD2111**

© Siemens 2023

	Version		Order No.
5TG6212	**Rockers, double, with labeling field**		
	Versions		
	• titanium white (similar to RAL 9010)		**5TG6212**
	• electrical white (RAL 1013)		**5TG6282**
	• aluminum metallic (similar to RAL 9006)		**5TG6252**
	• carbon metallic (similar to RAL 7016)		**5TG6232**
	Inserts	Page	
	• *Double two-way switches*	9/5	**5TA2118**
	• *Two-circuit switches*	9/6	**5TA2155**
	• *Pushbuttons, double, 1 NO contact, 1 CO contact*	9/8	**5TD2115**
	• *Pushbuttons, double, 2 NO contacts*	9/9	**5TD2111**
	• *Shutter/blind switches, with electrical and mechanical interlock*	11/2	**5TA2154**
	• *Shutter/blind switches, with electrical interlock*	11/2	**5TA2114**
	Note	Page	
	5TG1137 sheet of pictographs, for double rocker with labeling field must be ordered separately, see ...	2/29	**5TG1137**
5TG6213	**Rockers, double, with labeling field and window**		
	Versions		
	• titanium white (similar to RAL 9010)		**5TG6213**
	• electrical white (RAL 1013)		**5TG6283**
	• aluminum metallic (similar to RAL 9006)		**5TG6253**
	• carbon metallic (similar to RAL 7016)		**5TG6233**
	Inserts	Page	
	• *Two-circuit switches*	9/6	**5TA2155**
	• *Pushbuttons, double, 1 NO contact, 1 CO contact*	9/8	**5TD2115**
	• *Pushbuttons, double, 2 NO contacts*	9/9	**5TD2111**
	Note	Page	
	5TG1137 sheet of pictographs, for double rocker with labeling field must be ordered separately, see ...	2/29	**5TG1137**
5TG6217	**Rockers, with pull actuation** Cord approx. 2 m		
	Versions		
	• titanium white (similar to RAL 9010)		**5TG6217**
	• electrical white (RAL 1013)		**5TG6287**
	Inserts	Page	
	• *Pushbuttons, 1 NO contact*	9/6	**5TD2120**
	• *Pushbuttons, 1 CO contact*	9/7	**5TD2123**
5TG4820	**Hotel card switches, with lighting and labeling field** • Cover plate 62 mm × 62 mm • For cards up to 54 x 85 mm, 0.7 ... 1.0 mm thick • Insertion of a card controls a mechanical contact • With insert, pushbutton, 1 CO contact, with separate neutral terminal (5TD2117)		
	Versions		
	• titanium white (RAL 9010)		**5TG4820**
	• electrical white (RAL 1013)		**5TG4824**
	• aluminum metallic (similar to RAL 9006)		**5TG4821**
	• carbon metallic (similar to RAL 7016)		**5TG4822**
	• soft black NEW		**5TG4820-0SB**

© Siemens 2023

Selection and ordering data

	Version	Order No.
	General information • Nominal input voltage: 100 ... 250 V AC • Nominal frequency: 50/60 Hz • Nominal output voltage: 5 V DC • DC output: 2 x USB type A socket • Maximum output current: 2400 mA (via a USB connection) • Current per socket: 1200 mA (when using both USBs) • Standby mode: < 0.2 W • Safety: short circuit protection, overheating protection • Increased touch protection	
 5UB19700TW01	**SCHUKO® socket outlets with double USB charger**	
	Versions	
	• titanium white (similar to RAL 9010) • aluminum metallic (similar to RAL 9006) • carbon metallic (similar to RAL 7016) • soft black NEW	**5UB1970-0TW01** **5UB1970-0AM01** **5UB1970-0CM01** **5UB1970-0SB01**
	General information • for screw and claw fixing • Socket outlets SCHUKO®: 16 A, AC 250 V • Live parts of inserts covered by molded plastic • Self-retracting claws • The screwless terminals are connecting terminals for Cu and aluminum conductors up to 2,5 mm^2 • Degree of protection: IP20 • Size of cover plates: 55 mm x 55 mm	
	Note / Page	
	• for extension claws, see ... 9/12 • all rockers shown here can be combined with the frames of the DELTA line product range, see ... 3/5 • all rockers shown here can be combined with the frames of the DELTA miro product range, see ... 4/5	**5TG2498**
 5UB1511	**SCHUKO® socket outlets**	
	Versions	
	• titanium white (similar to RAL 9010) - with claws - without claws for hollow-wall mounting	 **5UB1511** **5UB1511-0KK**
	• electrical white (RAL 1013) - with claws - without claws for hollow-wall mounting	 **5UB1551** **5UB1551-0KK**
	• aluminum metallic (similar to RAL 9006)	**5UB1931**
	• carbon metallic (similar to RAL 7016)	**5UB1921**
	• soft black NEW	**5UB1511-0SB01**
	• green (similar to RAL 6018) - without labeling - for use with SV[1)]	**5UB1512**
	• orange (similar to RAL 2004) - without labeling - for use with ZSV[2)]	**5UB1513**
	• red (similar to RAL 3003) - without labeling - for use with WSV[3)]	**on Request**
	Note / Page	
	Label sheets for marking the inserts, see ... 2/30	
	Footnote	
	[1)] SV: Safety power supply (AEV) [2)] ZSV: Additional safety power supply (BEV) [3)] WSV: Other safety power supply	

© Siemens 2023

	Version		Order No.
5UB1518	**SCHUKO® socket outlets, with increased touch protection**		
	Versions		
	• titanium white (similar to RAL 9010)		
	- with claws		**5UB1518**
	- without claws for hollow-wall mounting		**5UB1518-0KK**
	• electrical white (RAL 1013)		
	- with claws		**5UB1558**
	- without claws for hollow-wall mounting		**5UB1558-0KK**
	• aluminum metallic (similar to RAL 9006)		**5UB1934**
	• carbon metallic (similar to RAL 7016)		**5UB1924**
	• soft black NEW		**5UB1518-0SB01**
	• green (similar to RAL 6018)		**5UB1520**
	- without labeling		
	- for use with SV[1)]		
	• orange (similar to RAL 2004)		**5UB1521**
	- without labeling		
	- for use with ZSV[2)]		
	• red (similar to RAL 3003)		**5UB1522**
	- without labeling		
	- for use with WSV[3)]		
	Note	Page	
	Label sheets for marking the inserts, see ...	2/30	
	Footnote		
	[1)] SV: Safety power supply (AEV)		
	[2)] ZSV: Additional safety power supply (BEV)		
	[3)] WSV: Other safety power supply		
5UB1910	**SCHUKO® socket outlets, with "SV" imprint[1)]** green (similar to RAL 6018)		
	Versions		
	• without increased touch protection		**5UB1910**
	• with increased touch protection		**5UB1900**
	Footnote		
	[1)] SV: Safety power supply (AEV)		
5UB1911	**SCHUKO® socket outlets, with "ZSV" imprint[1)]** orange (similar to RAL 2004)		
	Versions		
	• without increased touch protection		**5UB1911**
	• with increased touch protection		**5UB1901**
	Footnote		
	[1)] ZSV: Additional safety power supply (BEV)		
5UB1515	**SCHUKO® socket outlets, with labeling field**		
	Versions		
	• titanium white (similar to RAL 9010)		**5UB1515**
	• electrical white (RAL 1013)		**5UB1555**
	• aluminum metallic (similar to RAL 9006)		**5UB1933**
	• carbon metallic (similar to RAL 7016)		**5UB1923**
	• green (similar to RAL 6018)		**5UB1537**
	- without labeling		
	- for use with SV[1)]		
	• orange (similar to RAL 2004)		**5UB1538**
	- without labeling		
	- for use with ZSV[2)]		
	• red (similar to RAL 3003)		**5UB1536**
	- without labeling		
	- for use with WSV[3)]		
	Note	Page	
	Label sheets for marking the inserts, see ...	2/30	
	Footnote		
	[1)] SV: Safety power supply (AEV)		
	[2)] ZSV: Additional safety power supply (BEV)		
	[3)] WSV: Other safety power supply		

© Siemens 2023

	Version		Order No.
5UB1560	**SCHUKO® socket outlets, with status display and labeling field**		
	Versions		
	• titanium white (similar to RAL 9010) • electrical white (RAL 1013) • aluminum metallic (similar to RAL 9006) • carbon metallic (similar to RAL 7016)		**5UB1560** **5UB1561** **5UB1935** **5UB1925**
	• green (similar to RAL 6018) - without labeling - for use with SV[1)]		**5UB1562**
	• orange (similar to RAL 2004) - without labeling - for use with ZSV[2)]		**5UB1563**
	Note	Page	
	• *Spare glow lamp, for SCHUKO® socket outlets with status display* 5TG7304, see ...	2/31	**5TG7304**
	• *Label sheets for marking the inserts, see ...*	2/30	
	• For Technical specifications, see ...	16/11	
	Footnote		
	[1)] SV: Safety power supply (AEV)		
	[2)] ZSV: Additional safety power supply (BEV)		
5UH1310	**Conversion kits, status display** • for SCHUKO® socket outlets • 1 set contains a glow lamp and cover plate • with window and labeling field		
	Versions		
	• titanium white (similar to RAL 9010) • electrical white (RAL 1013)		**5UH1310** **5UH1311**
	Note	Page	
	For Technical specifications, see ...	16/11	
5UB1523	**SCHUKO® socket outlets, with increased touch protection and labeling field**		
	Versions		
	• titanium white (similar to RAL 9010) • electrical white (RAL 1013) • aluminum metallic (similar to RAL 9006) • carbon metallic (similar to RAL 7016)		**5UB1523** **5UB1552** **5UB1940** **5UB1943**
	Note	Page	
	• For label sheets for marking inserts, see ...	2/30	
5UB1524	**SCHUKO® socket outlets, with increased touch protection and labeling field and function indicator**		
	Versions		
	• titanium white (similar to RAL 9010) • electrical white (RAL 1013) • aluminum metallic (similar to RAL 9006) • carbon metallic (similar to RAL 7016)		**5UB1524** **5UB1553** **5UB1941** **5UB1944**
5UB1525	**SCHUKO® socket outlets, and overvoltage protection and function indicators and labeling field, with increased touch protection**		
	Versions		
	• titanium white (similar to RAL 9010) • electrical white (RAL 1013) • aluminum metallic (similar to RAL 9006) • carbon metallic (similar to RAL 7016)		**5UB1525** **5UB1556** **5UB1942** **5UB1945**
	Note	Page	
	• *Spare overvoltage protection module 5UH1300, see ...*	2/31	**5UH1300**
	• For Technical specifications, see ...	16/11	

© Siemens 2023

	Version		Order No.
5UB1564	**SCHUKO® socket outlets, and overvoltage protection and function indicators and labeling field**		
	Versions		
	• titanium white (similar to RAL 9010) • electrical white (RAL 1013) • aluminum metallic (similar to RAL 9006) • carbon metallic (similar to RAL 7016)		**5UB1564** **5UB1565** **5UB1936** **5UB1926**
	Note	Page	
	• *Spare overvoltage protection module 5UH1300, see ...* • For Technical specifications, see ...	2/31 16/11	**5UH1300**
5UH1340	**Conversion kits, overvoltage protection** • for SCHUKO® socket outlets • 1 set contains overvoltage protection module and cover plate • with window and labeling field		
	Versions		
	• titanium white (similar to RAL 9010) • electrical white (RAL 1013)		**5UH1340** **5UH1341**
	Note	Page	
	For Technical specifications, see ...	16/11	

Socket outlets without bezel

	General information • for screw fixing • without claws • live parts of inserts covered by molded plastic • Degree of protection: IP20 • Size of cover plates: 55 mm x 55 mm		
 5UB1101-0KK	**Socket outlet insert SCHUKO® without bezel** 10/16 A, AC 250 V with screwless terminals		**5UB1101-0KK**
	Socket outlet insert SCHUKO® without bezel 10/16 A, AC 250 V with screwless terminals 2,5 mm^2 finely stranded		**5UB1101-5KK**
	Note	Page	
	• matching bezel see ... • matching frames of the program DELTA line see ... • matching frames of the program DELTA miro see ...	2/30 3/5 4/5	

© Siemens 2023

	Version		Order No.
Socket outlets with hinged lid			
5UB1917	**SCHUKO® socket outlets, with hinged lid** Opening angle of the hinged lid 150°		
	Versions		
	• titanium white (similar to RAL 9010) • electrical white (RAL 1013) • aluminum metallic (similar to RAL 9006) • carbon metallic (similar to RAL 7016) • soft black NEW		**5UB1917** **5UB1907** **5UB1937** **5UB1927** **5UB1917-0SB01**
	Note	Page	
	Degree of protection IP44 for SCHUKO socket outlets with hinged lid can be achieved using an IP44 seal, for socket outlets, see ...	2/30	**5TG4318**
5UB1915	**SCHUKO® socket outlets, with hinged lid and increased touch protection** Opening angle of the hinged lid 150°		
	Versions		
	• titanium white (similar to RAL 9010) • electrical white (RAL 1013) • aluminum metallic (similar to RAL 9006) • carbon metallic (similar to RAL 7016) • soft black NEW		**5UB1915** **5UB1905** **5UB1930** **5UB1920** **5UB1915-0SB01**
	Note	Page	
	Degree of protection IP44 for SCHUKO socket outlets with hinged lid can be achieved using an IP44 seal, for socket outlets, see ...	2/30	**5TG4318**
5UB1912	**SCHUKO® socket outlets, with hinged lid and increased touch protection and labeling field** Opening angle of the hinged lid 150°		
	Versions		
	• titanium white (similar to RAL 9010) • electrical white (RAL 1013) • aluminum metallic (similar to RAL 9006) • carbon metallic (similar to RAL 7016)		**5UB1912** **5UB1902** **5UB1932** **5UB1922**
	• green (similar to RAL 6018) - without labeling - for use with SV[1)]		**5UB1913**
	• orange (similar to RAL 2004) - without labeling - for use with ZSV[2)]		**5UB1914**
	Note	Page	
	• Degree of protection IP44 for SCHUKO socket outlets with hinged lid can be achieved using an IP44 seal, for socket outlets, see ...	2/30	**5TG4318**
	• *Label sheets for marking the inserts, see ...*	2/30	
	Footnote		
	[1)] SV: Safety power supply (AEV) [2)] ZSV: Additional safety power supply (BEV)		
5UH1081	**Cover plate, with hinged lid and increased touch protection and labeling field** For converting SCHUKO® socket outlets Opening angle of the hinged lid 150°,		
	Versions		
	• titanium white (similar to RAL 9010) • electrical white (RAL 1013)		**5UH1081** **5UH1213**
5UH1204	**Cover plate, with hinged lid** For converting SCHUKO® socket outlets Opening angle of the hinged lid 150°,		
	Versions		
	• titanium white (similar to RAL 9010) • electrical white (RAL 1013)		**5UH1204** **5UH1205**

© Siemens 2023

	Version		Order No.
5UB1916	**SCHUKO® socket outlets, with hinged lid and increased touch protection and lock** Opening angle of the hinged lid 150°		
	Versions		
	• titanium white (similar to RAL 9010) • electrical white (RAL 1013)		**5UB1916** **5UB1906**
	Note	Page	
	Degree of protection IP44 for SCHUKO socket outlets with hinged lid can be achieved using an IP44 seal, for socket outlets, see ...	2/30	**5TG4318**
	Note		
	• The special version offers up to 200 different locking systems. Ask for details of additional charge.		
5UB4650	**SCHUKO® socket outlets, with hinged lid made of die-cast aluminum** • Complete assembly with flush-mounting socket • With increased touch protection • IP41 drip-proof • Base made of thermosetting plastic with two cable entries M20 • 95 mm x 95 mm x 56 mm • Light gray (RAL 7035)		**5UB4650**
Complete assembly			
5UB1580	**SCHUKO® socket outlets, 80 mm x 80 mm** Complete assembly, therefore no additional frame necessary		
	Versions		
	• titanium white (similar to RAL 9010) • electrical white (RAL 1013)		**5UB1580** **5UB1581**
	Note		
	Design DELTA line		
5UB1582	**SCHUKO® socket outlets, 80 mm x 80 mm, with increased touch protection** Complete assembly, therefore no additional frame necessary		
	Versions		
	• titanium white (similar to RAL 9010) • electrical white (RAL 1013)		**5UB1582** **5UB1583**
	Note		
	Design DELTA line		
5UB2211-3	**Double SCHUKO® socket outlets with increased touch protection** • 111 mm x 79 mm x 43 mm • titanium white (similar to RAL 9010) • for device boxes with 60 mm Ø • Screw- and screwless terminals Complete assembly, therefore no additional frame necessary		
	Versions		
	• Insert and frame with claws • Insert and frame without claws		**5UB2211-3** **5UB2211-3KK**
5UB2213-3	**Miro Double SCHUKO® socket outlets, with increased touch protection** • 125 mm x 81 mm x 41 mm • titanium white (similar to RAL 9010) • for device boxes with 60 mm Ø • Screw- and screwless terminals Complete assembly, therefore no additional frame necessary		
	Versions		
	• Insert and frame with self-retracting claws • Insert and frame without self-retracting claws		**5UB2213-3** **5UB2213-3KK**

© Siemens 2023

5UB2212-3

Version	Order No.
Miro Double SCHUKO®, insert with increased touch protection • 91 mm x 50 mm x 43 mm • Screw- and screwless terminals	
Note / Page: This insert can only be used with the Miro double schuko frames. / 4/7	
Versions	
• titanium white (similar to RAL 9010)	
- Insert with self-retracting claws	**5UB2212-3**
- Insert without self-retracting claws	**5UB2212-3KK**
• aluminum metallic (similar to RAL 9006)	
- Insert with self-retracting claws	**5UB2212-4**
- Insert without self-retracting claws	**5UB2212-4KK**
• carbon metallic (similar to RAL 7016)	
- Insert with self-retracting claws	**5UB2212-5**
- Insert without self-retracting claws	**5UB2212-5KK**

© Siemens 2023

Selection and ordering data

	Version		Order No.
5UB5500-5KK	**Socket outlets** NEW • for claw fixing • French standard		**5UB5500-5KK**
5UH1077-2TW	**Covers for 5UB5500-5KK** NEW • French standard		
	Versions		
	• titanium white (similar to RAL 9010)		**5UH1077-2TW**
	• aluminum metallic (similar to RAL 9006)		**5UH1077-2AM**
	• carbon metallic (similar to RAL 7016)		**5UH1077-2CM**
	• soft black		**5UH1077-2SB**
	General information • for screw and claw fixing • Screw terminals • Size of cover plate: 65 mm x 65 mm		
	Note	Page	
	For extension claws, see ...	9/12	**5TG2498**
5UB1315	**Socket outlets, with grounding pin and increased touch protection** • 16 A, AC 250 V • 2-pole according to CEE7 • French/Belgian standard • With anti-slip terminals for 4 x 2,5 mm^2 • titanium white (similar to RAL 9010)		
	Versions		
	• with increased touch protection		**5UB1315**
	• without increased touch protection		**5UB1408**
5UB1307	**Socket outlets, according to American standard C 73** • 15 A, AC 125 V • 51 mm x 51 mm		
	Versions		
	• titanium white (similar to RAL 9010) • electrical white (RAL 1013)		**5UB1307** **5UB1303**
	Note	Page	
	Intermediate frames must be ordered separately, see ...	3/5	
	Socket outlets, NEMA • 2-pole (2P + E) • NEMA 5-20R • 20 A, 125 V AC • for 58 series mounting boxes • for screw fixing only • titanium white (similar to RAL 9010)		

© Siemens 2023

International socket devices

5UB1534

5UB1535

Version	Order No.
Versions	
• without hinged lid	**5UB1534**
• with hinged lid	**5UB1535**

© Siemens 2023

Overview

The different Profi-box kits with different material combinations contain the most common materials used in construction work.

The Delta Line series products in titan white and electrical white are packed in a sturdy cardboard box. This practical packaging facilitates transport, storage and allows for quick handling. In addition, the inserts and rockers or covers are packed separately, making installation easier.

Selection and ordering data

	Version	Order No.
DELTA Profi-Box		
	Universal switches	
	• 100 units Universal switches (5TA2156) 100 units Rockers neutral, titanium white (5TG6201)	**5TA2156-0KA**
	• 100 units Universal switches (5TA2156) 100 units Rockers neutral, electrical white (5TG6271)	**5TA2156-0KE**
	Socket outlets	
	• 100 units SCHUKO® socket outlets, with claws	
	- titanium white	**5UB1511-0KA**
	- electrical white	**5UB1551-0KE**
	• 100 units SCHUKO® socket outlets, with claws, with increased touch protection	
	- titanium white	**5UB1518-0KA**
	- electrical white	**5UB1558-0KE**
	Frames	
	• 390 units DELTA line 1-fold frame	
	- titanium white	**5TG2551-0KA**
	- electrical white	**5TG2581-0KE**

© Siemens 2023

Selection and ordering data

	Version	Order No.
Chargers		
	Double USB charger • for devices with USB 2.0 type A plugs • charging of 2 devices at the same time possible • Output rated voltage: DC 5 V • Maximum output current: 1 x 2100 mA, 2 x 1050 mA • DC output: 2 x USB type A female	
 5TG2025-2	• suitable for I-system, DELTA profil and DELTA style ranges • Input rated voltage: AC 100 ... 240 V, 50/60 Hz • horizontal mounting	**5TG2025-2**
	Matching Cover plate	
	• titanium white (similar to RAL 9010) • electrical white (RAL 1013) • aluminum metallic (similar to RAL 9006) • carbon metallic (similar to RAL 7016) • soft black NEW	**5TG2563-2** **5TG2593-2** **5TG1256-2** **5TG1226-2** **5TG2563-2SB**
 5TG2025-3	• suitable for I-system and DELTA style ranges • Input rated voltage: AC 100 ... 350 V, 50/60 Hz • vertical mounting	**5TG2025-3**
	Matching Cover plate	
	• titanium white (similar to RAL 9010) • aluminum metallic (similar to RAL 9006) • carbon metallic (similar to RAL 7016) • soft black NEW	**5TG2578-0TW** **5TG2578-0AM** **5TG2578-0CM** **5TG2578-0SB**

© Siemens 2023

Selection and ordering data

	Version		Order No.
	General information Size of cover plates: 55 mm x 55 mm		
	Note	Page	
	• matching frames of the program DELTA line see ... • matching frames of the program DELTA miro see ...	3/5 4/5	
 5TG6214	**Rockers, double, with Up/Down symbols**		
	Versions		
	• titanium white (similar to RAL 9010) • electrical white (RAL 1013) • aluminum metallic (similar to RAL 9006) • carbon metallic (similar to RAL 7016)		**5TG6214** **5TG6284** **5TG6254** **5TG6234**
	Inserts	Page	
	• *Shutter/blind switches, with electrical and mechanical interlock* • *Shutter/blind switches, with electrical interlock*	11/2 11/2	**5TA2154** **5TA2114**
 5TG6212	**Rockers, double, with labeling field**		
	Versions		
	• titanium white (similar to RAL 9010) • electrical white (RAL 1013) • aluminum metallic (similar to RAL 9006) • carbon metallic (similar to RAL 7016)		**5TG6212** **5TG6282** **5TG6252** **5TG6232**
	Inserts	Page	
	• *Shutter/blind switches, with electrical and mechanical interlock* • *Shutter/blind switches, with electrical interlock*	11/2 11/2	**5TA2154** **5TA2114**
	Note	Page	
	5TG1137 sheet of pictographs, for double rocker with labeling field must be ordered separately, see ...	2/29	**5TG1137**
 5TC1321	**Sys shutter/blind pushbuttons**		
	• titanium white (similar to RAL 9010) • aluminum metallic (similar to RAL 9006) • carbon metallic (similar to RAL 7016)		**5TC1321** **5TC1321-0AM** **5TC1321-0CM**
	Inserts	Page	
	sys shutter/blind control inserts	11/3	**5TC1231**
	Note	Page	
	• For a more detailed explanation of the sys shutter/blind pushbutton, see ... • For Technical specifications, see ...	16/25 16/28	

© Siemens 2023

	Version	Order No.
	General information • Relay for the control of several shutters or blinds • Only for in-phase operation • 8 A (AC1) od. 3 A (ind.), AC 230 V, 50 Hz	
 5TC1270	**Shutter/blind control flush-mounting isolating relays** • Double, with individual control • Two motors can be controlled per isolating relay, even if further isolating relays are connected downstream • Option for individual control of connected motors over shutter/blind pushbutton (e.g. 5TA2114) • The isolating relay is to be installed into a surface-mounting or flush-mounting box (flush-mounting box from 70 mm Ø or surface-mounting boxes from 100 mm x 100 mm) • 58 mm x 59 mm x 22 mm Note / Page • For Technical specifications, see ... 16/32 • Download the operating and mounting instructions from: http://support.automation.siemens.com/ww/view/en/5tc1270/all	**5TC1270**
 5TC1271	**Shutter/blind control flush-mounting isolating relays, compact** • A maximum of two motors can be connected per compact isolating relay, whereby the drive connected to the marked motor terminals can also be individually controlled over a shutter/blind pushbutton • If cascaded, a motor can be connected to each compact isolating relay, which can also be individually controlled over a shutter/blind pushbutton • The isolating relay is to be installed into a surface-mounting or flush-mounting box (flush-mounting box from 60 mm Ø, 40 mm deep or surface-mounting boxes from 75 mm x 75 mm) • 50 mm x 53 mm x 22 mm Note / Page • For Technical specifications, see ... 16/32 • Download the operating and mounting instructions from: https://support.automation.siemens.com/ww/view/en/5tc1271/all	**5TC1271**

© Siemens 2023

Selection and ordering data

	Version		Order No.
	General information • for stand-alone devices and combinations • for screw and claw fixing • Degree of protection: IP20 • Size of cover plates: 55 mm x 55 mm		
	Note	Page	
	• matching frames of the program DELTA line see ... • matching frames of the program DELTA miro see ...	3/5 4/5	
Rotary dimmers			
 5TC8900	**Cover plates with rotary button, for dimmers**		
	Versions		
	• titanium white (similar to RAL 9010) • electrical white (RAL 1013) • aluminum metallic (similar to RAL 9006) • carbon metallic (similar to RAL 7016) • soft black NEW		**5TC8900** **5TC8901** **5TC8902** **5TC8903** **5TC8900-0SB**
	Symbol / Inserts	Page	
	R, L *Low-voltage dimmers for magnetic transformers,* *50 ... 600 W,* *25 ... 500 VA, for two-way switching*	9/9	**5TC8283**
	R, L LED *Low voltage LED dimmers,* *60 W* *6 ... 120 W, for two-way switching*	9/9	**5TC8263**
	R, C *Low-voltage dimmers,* *for electronic transformers,* *60 ... 800 W,* *60 ... 800 VA, for two-way switching*	9/10	**5TC8258**
Motion detector			
 5TC1585	**Motion detector with pushbutton** NEW		
	Versions		
	• Master • Extension insert		**5TC1585** **5TC1586**
	Technical Data		
 5TC1586	• Supply voltage AC 230 V, 50/60 Hz • Switching load - Incandescent/halogen 2300 W - Compact/fluorescent lamps 1150 VA - LED lamps < 2 W: typ. 40 W, > 2 W: typ. 450 W • Installation height 0,8 ... 1,2 m • Installation angle 170° • Emission angle: +15 ... -30° • Detection area - across 14 x 17 m - frontal 12 x 10 m • Lighting time delay: 10 s ... 30 min. • Brightness setting range: 5 ... 1000 Lux • night operation, day/night operation • Degree of protection: IP20		
	Note	Page	
	• The required adapter frame must be ordered separately.	3/5	
 5TG6278-5TW00	**Adapter frahme for Motion detector 5TC158x** NEW		
	Versions		
	• titanium white (similar to RAL 9010) • aluminum metallic (similar to RAL 9006) • carbon metallic (similar to RAL 7016) • soft black		**5TG6278-5TW00** **5TG6278-5AM00** **5TG6278-5CM00** **5TG6278-5SB00**

© Siemens 2023

Selection and ordering data

	Version		Order No.
	General information • for individual devices and combinations • for screw fixing • Degree of protection: IP20 • Size of cover plates: 55 mm x 55 mm		
	Note	Page	
	• matching frames of the program DELTA line see ... • matching frames of the program DELTA miro see ...	3/5 4/5	
 5TC9774-4WH00	**Room thermostat** • Input rated voltage: AC 230 V, 50 Hz • 1 CO contact - Switching capacity NC: AC 230 V,10 A, NO: AC 230 V, 5 A • Sensor type: bimetal type 1C • Operating temperature: 5 ... 30 °C		
	Versions		
	• polarwhite (similar to RAL 9016) • aluminum metallic (similar to RAL 9006) • carbon metallic (similar to RAL 7016)		**5TC9774-4WH00** **5TC9774-4AM00** **5TC9774-4CM00**
	Note		
	Download the operating and mounting instructions from: http://support.automation.siemens.com/WW/view/en/109783000		
 5TC9774-5WH00	**Underfloor heating thermostat** • Input rated voltage: AC 230 V, 50 Hz • Sensor: external or internal & external (monitor) • Switching capacity: AC 230 V,16 A • Sensor type: bimetal type 1C • Operating temperature: 10 ... 50 °C (scale 1 ... 5)		
	Versions		
	• polarwhite (similar to RAL 9016) • aluminum metallic (similar to RAL 9006) • carbon metallic (similar to RAL 7016)		**5TC9774-5WH00** **5TC9774-5AM00** **5TC9774-5CM00**
	Note		
	Download the operating and mounting instructions from: http://support.automation.siemens.com/WW/view/en/109783005		
 5TC9774-6WH00	**Digital chronothermostat** • For time-dependent individual room or floor temperature control for electric and hot water heating systems • Room thermostat, Room thermostat with floor temperature controller or Floor temperature controller selectable • graphic display, backlit • emergency operation function • Adjustable operating modes: - Automatic mode - Comfort mode, permanently - ECO mode, permanently - OFF (antifreezing function) • Keylock • Automatic summer/winter time changeover • Valve protection function • Input rated voltage: 230 V AC, 50 Hz • Sensor: external or internal and external (monitor) • Switching capacity: AC 230 V,10 A • Sensor: NTC-internal • Setting range: - 5 … 30°C for control of room temperatures - 10 … 42°C for control of floor temperature • Switching difference: <1K • Display: graphic display, backlit • Degree of protection: IP 30		
	Versions		
	• polarwhite (similar to RAL 9016) • aluminum metallic (similar to RAL 9006) • carbon metallic (similar to RAL 7016)		**5TC9774-6WH00** **5TC9774-6AM00** **5TC9774-6CM00**
	Note		
	Download the operating and mounting instructions from: http://support.automation.siemens.com/WW/view/en/109783006		

© Siemens 2023

Selection and ordering data

	Version		Order No.
	General information • Degree of protection: IP20 • Size of cover plates: 55 mm x 55 mm		
 5TG2563-2	**Cover plates for Inserts**		
	Versions		
	• titanium white (similar to RAL 9010)		**5TG2563-2**
	• electrical white (RAL 1013)		**5TG2593-2**
	• aluminum metallic (similar to RAL 9006)		**5TG1256-2**
	• carbon metallic (similar to RAL 7016)		**5TG1226-2**
	• soft black NEW		**5TG2563-2SB**
	Inserts	Page	
	• Loudspeaker outlet boxes		
	- single	13/8	**5TG2467-2**
	- double	13/8	**5TG2468-2**
	• HDMI-Connector		
	- white	13/6	**5TG2020-0**
	- gray	13/6	**5TG2020-1**
	• VGA-Connector		
	- white	13/6	**5TG2021-0**
	- gray	13/6	**5TG2021-1**
	• USB-Connector		
	- white	13/6	**5TG2022-0**
	- gray	13/6	**5TG2022-1**
	• USB-Double USB-charger	13/7	**5TG2025-2**
 5TG2578-0TW	**Cover plates for double USB charger**		
	Versions		
	• titanium white (similar to RAL 9010)		**5TG2578-0TW**
	• aluminum metallic (similar to RAL 9006)		**5TG2578-0AM**
	• carbon metallic (similar to RAL 7016)		**5TG2578-0CM**
	• soft black NEW		**5TG2578-0SB**
	Inserts	Page	
	• USB-Double USB-charger, horizontal	13/7	**5TG2025-2**
 5TG1210	**Cover plates for UAE outlet boxes, Cat.3** • For Ackermann inserts, (without central plate) • With 45° inclined outlet		
	Versions		
	single		
	• titanium white (similar to RAL 9010)		**5TG1210**
	• electrical white (RAL 1013)		**5TG1207**
	• aluminum metallic (similar to RAL 9006)		**5TG1260**
	• carbon metallic (similar to RAL 7016)		**5TG1230**
 5TG1211	double		
	• titanium white (similar to RAL 9010)		**5TG1211**
	• electrical white (RAL 1013)		**5TG1208**
	• aluminum metallic (similar to RAL 9006)		**5TG1261**
	• carbon metallic (similar to RAL 7016)		**5TG1231**

© Siemens 2023

	Version		Order No.
	Cover plates for UAE outlet boxes • For inserts from Rutenbeck (Cat.3, Cat.5 and Cat.6) • For Cat.6 inserts from BTR (E-DAT) • With 45° inclined outlet • For single and double • Inclined outlet can be knocked out for 2 × 8 inserts		
	Versions		
 5TG2545	without labeling field		
	• titanium white (similar to RAL 9010)		**5TG2545**
	• electrical white (RAL 1013)		**5TG2543**
	• aluminum metallic (similar to RAL 9006)		**5TG1257**
	• carbon metallic (similar to RAL 7016)		**5TG1227**
	• soft black NEW		**5TG2545-0SB**
 5TG2546	with labeling field		
	• titanium white (similar to RAL 9010)		**5TG2546**
	• electrical white (RAL 1013)		**5TG2544**
	• aluminum metallic (similar to RAL 9006)		**5TG1258**
	• carbon metallic (similar to RAL 7016)		**5TG1228**
	Inserts	Page	
	• *UAE outlet boxes, Cat.3, Rutenbeck*		
	- *1 x 8-polig*	13/2	**5TG2417**
	- *2 x 8-polig (8/8)*	13/2	**5TG2406**
	• *UAE outlet boxes, Cat.6e, STP Rutenbeck*		
	- *1 x 8-polig*	13/3	**5TG2026-1**
	- *2 x 8-polig (8/8)*	13/3	**5TG2026-2**
	• *UAE outlet boxes, real Cat.6a, UTP Rutenbeck*		
	- *1 x 8-polig*	13/3	**5TG2027-1**
	- *2 x 8-polig (8/8)*	13/3	**5TG2027-2**
	Note		
	The cover plate for the UAE outlet box can be combined with inserts AMJ45 and UMJ45 Up 0 (without central plate) from Telegärtner		
 5TG2056	**Cover plates for Modular Jack support plate** Cover plates with shutter		
	Versions		
	• titanium white (similar to RAL 9010)		**5TG2056**
	• electrical white (RAL 1013)		**5TG2057**
	• aluminum metallic (similar to RAL 9006)		**5TG2124**
	• carbon metallic (similar to RAL 7016)		**5TG2125**
	• soft black NEW		**5TG2056-0SB**
	Inserts	Page	
	Support plates Modular Jack		
	• *red*	13/3	**5TG2078**
	• *black*	13/3	**5TG2080**
	• *yellow*	13/4	**5TG2081**
	• *orange*	13/3	**5TG2082**
	• *blue*	13/4	**5TG2083**
	• *brown*	13/4	**5TG2084**
	• *green*	13/4	**5TG2058**
	• *transparent*	13/4	**5TG2058-1**
	• *white*	13/5	**5TG2058-2**
	• *gray*	13/5	**5TG2058-3**
	• *silver*	13/5	**5TG2058-4**
	• *beige*	13/5	**5TG2098**
 5TG2068	**Cover plates with BNC connection, double** • with socket contacts • 75 Ω • for screw and claw fixing • Crimp connection		
	Versions		
	• titanium white (similar to RAL 9010)		**5TG2068**
	• electrical white (RAL 1013)		**5TG2067**

© Siemens 2023

Selection and ordering data

	Version		Order No.
	General information • Degree of protection: IP20 • Size of cover plates: 55 mm x 55 mm		
 5TG2561	**Cover plates for TV/RF/SAT connection, 2-hole version**		
	Versions		
	• titanium white (similar to RAL 9010) • electrical white (RAL 1013) • aluminum metallic (similar to RAL 9006) • carbon metallic (similar to RAL 7016) • soft black NEW		**5TG2561** **5TG2591** **5TG1253** **5TG1223** **5TG2561-0SB**
	Inserts	Page	
	• *Aerial branch-circuit boxes* • *Aerial through-way boxes/terminal boxes*	13/2 13/2	**5TG2485** **5TG2484**
 5TG2548-2	**Cover plates for TV/RF/SAT connection, 3-hole version**		
	Versions		
	• titanium white (similar to RAL 9010) • electrical white (RAL 1013) • aluminum metallic (similar to RAL 9006) • carbon metallic (similar to RAL 7016) • soft black NEW		**5TG2548-2** **5TG2528-2** **5TG1252-2** **5TG1222-2** **5TG2548-2SB**
 5TG2565	**Cover plates for TV/RF/SAT connection, 4-hole version, symmetrical** • with double SAT connection • for 4-hole antenna sockets, such as those from Hirschman		
	Versions		
	• titanium white (similar to RAL 9010) • electrical white (RAL 1013)		**5TG2565** **5TG2595**
 5TG2565-1	**Cover plates for TV/RF/SAT connection, 4-hole version, unsymmetrical** • with double SAT connection • for 4-hole antenna sockets, such as those from Fa. Ankaro oder Astro		
	Versions		
	• titanium white (similar to RAL 9010) • electrical white (RAL 1013)		**5TG2565-1** **5TG2595-1**

Equipotential bonding

Selection and ordering data

	Version	Order No.
 5TG2564	**Socket outlets for equipotential bonding, double** • Size of cover plates: 55 mm x 55 mm • for screw fixing to DIN 42801 • for cables 1 x 6 mm^2 and 4 x 2.5 mm^2 • Screw terminals	
	Versions	
	• titanium white (similar to RAL 9010) • electrical white (RAL 1013)	**5TG2564** **5TG2594**
	Note	
	With angled connector according to DIN 42801.	

© Siemens 2023

Selection and ordering data

	Version		Order No.
5TG2008	**Module carriers, 1M** • for holding one m-system module • for screw fixing		
	Versions		
	• titanium white (similar to RAL 9010) • aluminum metallic (similar to RAL 9006) • carbon metallic (similar to RAL 7016) • soft black NEW		**5TG2008** **5TG2094** **5TG2096** **5TG2008-0SB**
	Note	Page	
	For module inserts, see ...	7/5	
 5TG2010	**Module carriers, 2M** • for holding two m-system modules • for screw fixing		
	Versions		
	• titanium white (similar to RAL 9010) • aluminum metallic (similar to RAL 9006) • carbon metallic (similar to RAL 7016) • soft black NEW		**5TG2010** **5TG2095** **5TG2097** **5TG2010-0SB**
	Note	Page	
	For module inserts, see ...	7/5	

© Siemens 2023

Selection and ordering data

	Version		Order No.
	General information • Size of rockers: 55 mm x 55 mm • Screw-on rockers, tools required for dismantling • Degree of protection: IP20		
	Note		
	All the screw-on cover plates of the DELTA i-system product range can also be used with the school program		
 5TG6261	**Rockers, neutral, with fixing screw**		
	Versions		
	• titanium white (similar to RAL 9010) • electrical white (RAL 1013)		**5TG6261** **5TG6291**
	Inserts	Page	
	• *Universal switches, for school program* • *Intermediate switches, for school program* • *Pushbuttons, 1 NO contact, for school program*	9/2 9/3 9/7	**5TA2131** **5TA2132** **5TD2125**
 5TG6260	**Rockers, with fixing screw and window**		
	Versions		
	• titanium white (similar to RAL 9010) • electrical white (RAL 1013)		**5TG6260** **5TG6290**
	Inserts	Page	
	• *Control switch, for ON/OFF switching, for school program* • *Universal switches, for school program* • *Intermediate switches, for school program* • *Pushbuttons, 1 NO contact, for school program*	9/5 9/2 9/3 9/7	**5TA2130** **5TA2131** **5TA2132** **5TD2125**
 5TG6265	**Rockers, double, neutral, with fixing screws**		
	Versions		
	• titanium white (similar to RAL 9010) • electrical white (RAL 1013)		**5TG6265** **5TG6295**
	Inserts	Page	
	Two-circuit switches, for school program	9/6	**5TA2128**
 5TG6266	**Rockers, with fixing screw, "Light" symbol and window**		
	Versions		
	• titanium white (similar to RAL 9010) • electrical white (RAL 1013)		**5TG6266** **5TG6296**
	Inserts	Page	
	• *Pushbuttons, 1 NO contact, for school program* • *Control switch, for ON/OFF switching, for school program* • *Universal switches, for school program* • *Intermediate switches, for school program*	9/7 9/5 9/2 9/3	**5TD2125** **5TA2130** **5TA2131** **5TA2132**

© Siemens 2023

Selection and ordering data

	Version		Order No.
	General information • for screw and claw fixing • Degree of protection: IP20 • Size of cover plates: 55 mm x 55 mm		
 5TG2558	**Blanking cover plates** Including supporting frame		
	Versions		
	• titanium white (RAL 9010) • electrical white (RAL 1013) • aluminum metallic (similar to RAL 9006) • carbon metallic (similar to RAL 7016) • soft black NEW		**5TG2558** **5TG2588** **5TG1250** **5TG1220** **5TG2558-0SB**
 5TG2566	**Outlet plates** Including supporting frame with strain relief		
	Versions		
	• titanium white (RAL 9010) • electrical white (RAL 1013) • aluminum metallic (similar to RAL 9006) • carbon metallic (similar to RAL 7016) • soft black NEW		**5TG2566** **5TG2596** **5TG1251** **5TG1221** **5TG2566-0SB**
 5TG9880-3	**LED light signals** • Supply voltage 90 ... 240 V AC, 50/60 Hz • Power consumption: 1 W • Can be fitted horizontally or vertically • Opaque-white		
	Versions		
	• white illuminated • blue illuminated • red illuminated • green illuminated		**5TG9880-3** **5TG9880-4** **5TG9880-5** **5TG9880-6**
	Note	Page	
	• Module carriers see... • For technical specifications, see ...	7/4 16/40	
 5TG2567	**Cover plate for flush-mounting control devices** for screw fixing		
	Versions		
	• titanium white (similar to RAL 9010) - for 18,5 mm Ø - for 22,5 mm Ø (DIN 43696) • electrical white (RAL 1013) - for 18,5 mm Ø - for 22,5 mm Ø (DIN 43696) • yellow (similar RAL 1018) - for 18,5 mm Ø - for 22,5 mm Ø (DIN 43696)		 **5TG2567** **5TG2568** **5TG2597** **5TG2598** **on Request** **5TG2908-2X**
	Note		
	EMERGENCY-STOP pushbuttons, see www.siemens.com/product?3SU1		
 5TG2577	**Cover plates for subminiature connectors** • Acc. to DIN 41524 / 41529 • Acc. to DIN 45322 / 45325 / 45326 / 45327 / 45328 / 45329		
	Versions		
	• titanium white (RAL 9010) • electrical white (RAL 1013)		**5TG2577** **5TG2547**
 5TG4815	**Volume control** • 3 W, 27 Ω, mono • axle diameter 4 mm • for loudspeaker systems		
	Versions		
	• titanium white (RAL 9010) • electrical white (RAL 1013)		**5TG4815** **5TG4823**

© Siemens 2023

Selection and ordering data

	Version	Order No.
Accessories for rockers		
5TG1136	**Sheets of pictographs, for single rockers with labeling field**	**5TG1136**
5TG1137	**Sheets of pictographs, for double rockers with labeling field**	**5TG1137**
5TG1138	**Labeling field inserts "Heating Switch"** (inscription in German) for rockers with labeling field	**5TG1138**
 5TG4324	**IP44 sets of seals for rockers** • For single or double rockers • One set contains four insert seals	**5TG4324**
5TG7315	**LED light inserts, for switch and pushbutton inserts** For all rockers with windows	

Fluorescent color	Rated voltage	Power consumption in mA	
• Red	AC 8 V	2	**5TG7315**
	AC 12 V	2	**5TG7316**
	AC 24 V	2	**5TG7317**
	AC 230 V	1	**5TG7353**
• Orange			
- normal	AC 230 V	0.9	**5TG7333**
- strong	AC 230 V	1.0	**5TG7343**
• White	AC 230 V	1.1	**5TG7354**
• Blue	AC 230 V	1.1	**5TG7355**

Note

• The LED light inserts cannot be used in all rocker color versions, since the rocker might be fitted with a colored window already.
• If using the LED light inserts together with energy-saving lamps or lights with conventional primary switching device, the LED may flicker slightly.

5TG7321

Glow lamps for switch and pushbutton inserts

Luminosity	Rated voltage	Power consumption	Base color	
weak	AC 230 V	0.18 mA	white	**5TG7321**

© Siemens 2023

Accessories and spare parts

	Version	Order No.
Accessories for socket outlets		
5TG4318	**IP44 seals, for socket outlets** • for SCHUKO® socket outlets with hinge switch • 1 set contains a single seal	**5TG4318**
5UH1080	**Bezel for socket outlet inserts**	
	• with touch protection	**5UH1044**
	• without touch protection	**5UH1080**
	Label sheets • For marking the inserts • 1 sheet contains 20 self-adhesive labels	
 5UH1084	Label sheets "SV"	**5UH1084**
5UH1085	Label sheets "ZSV"	**5UH1085**
5UH1086	Label sheets "WSV"	**5UH1086**
Accessories for dimmers		
5TG8330	**Spare fuses** T 4 H 250 V • For low-voltage dimmers for magnetic transformers (5TC8 283) • For electronic potentiometers (5TC8 424 and 5TC8 420) • For speed controller (5TC8604)	**5TG8330**

© Siemens 2023

	Version	Order No.
Spare parts		
 5TG7301	**Spare glow lamp for light signals** AC 250 V	**5TG7301**
5TG7304	**Spare glow lamp, for SCHUKO® socket outlets with status display** 1,5 mA, AC 230 V, 50 Hz	**5TG7304**
5UH1300	**Spare overvoltage protection modules** for SCHUKO® socket outlets with overvoltage protection Note: For Technical specifications, see ... Page: 16/11	**5UH1300**
5TG4200	**Spare window sets for light signals and for switch and pushbutton inserts** 1 set contains two glass clear, two red and two white spare windows	**5TG4200**

© Siemens 2023

© Siemens 2023

3/2 Introduction
3/5 Frames
3/6 Socket outlets
3/7 Surface-mounting enclosures

© Siemens 2023

Overview

Colors and designs of the DELTA line product range

titanium white

electrical white

aluminum metallic

carbon metallic

© Siemens 2023

Modular components of the i-system with DELTA line and DELTA miro

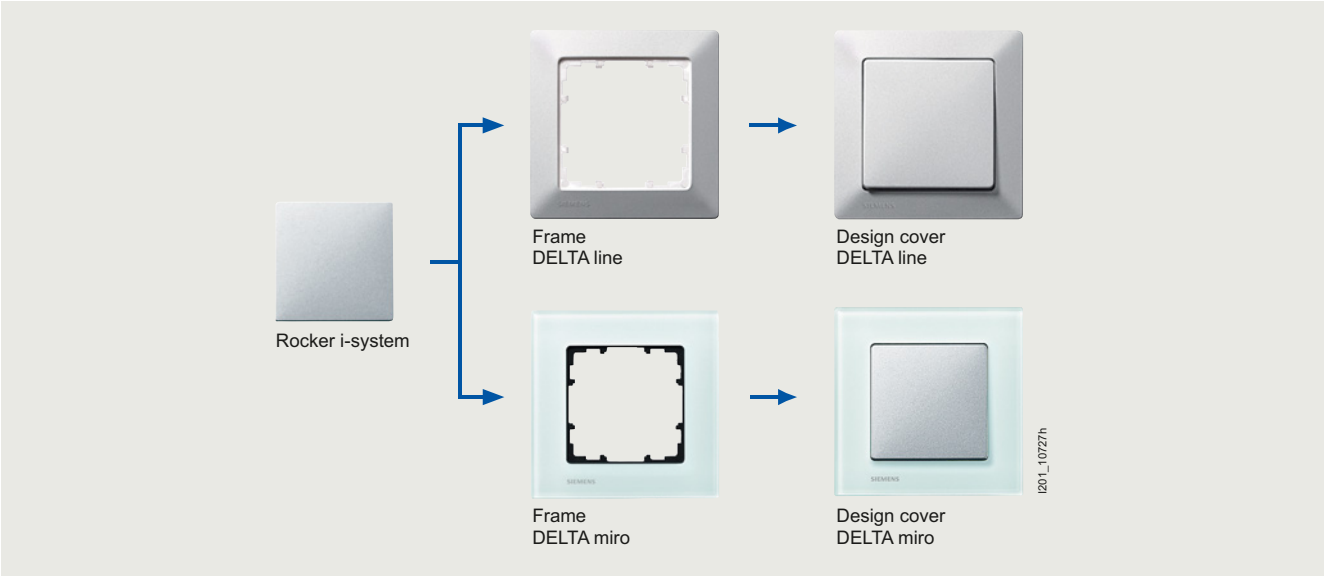

Technical design of the DELTA line product range

Note: The frames of the DELTA line product range can be combined with all central inserts and cover plates of the i-system product range.

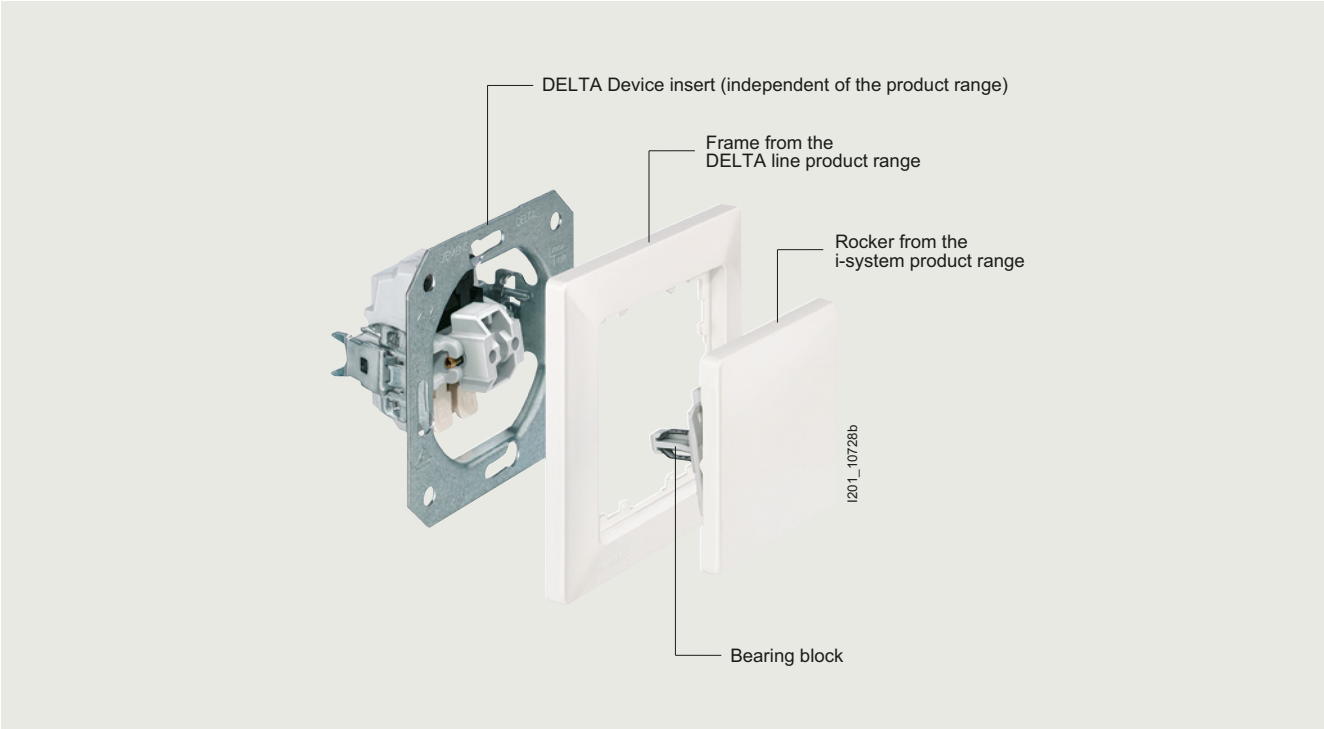

Modular components of the i-system with DELTA line

© Siemens 2023

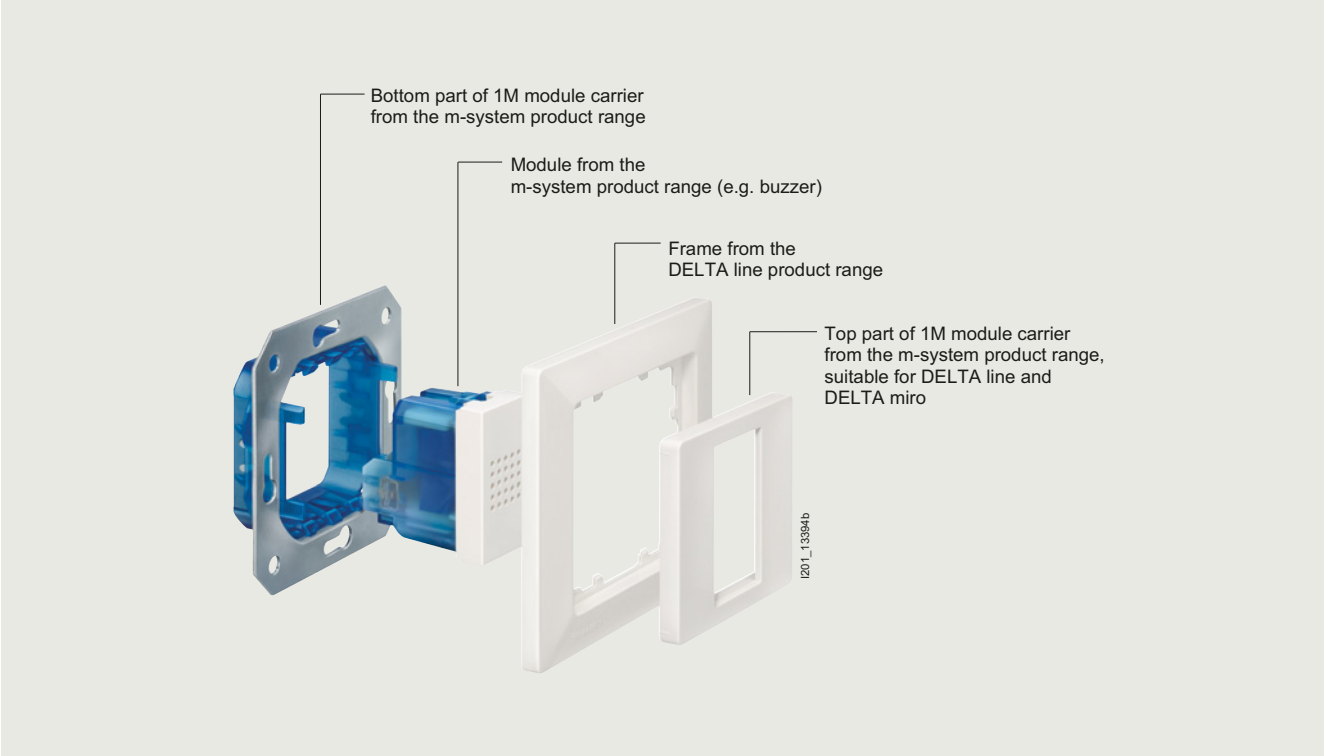

Modular components of m-system (one module) with DELTA line

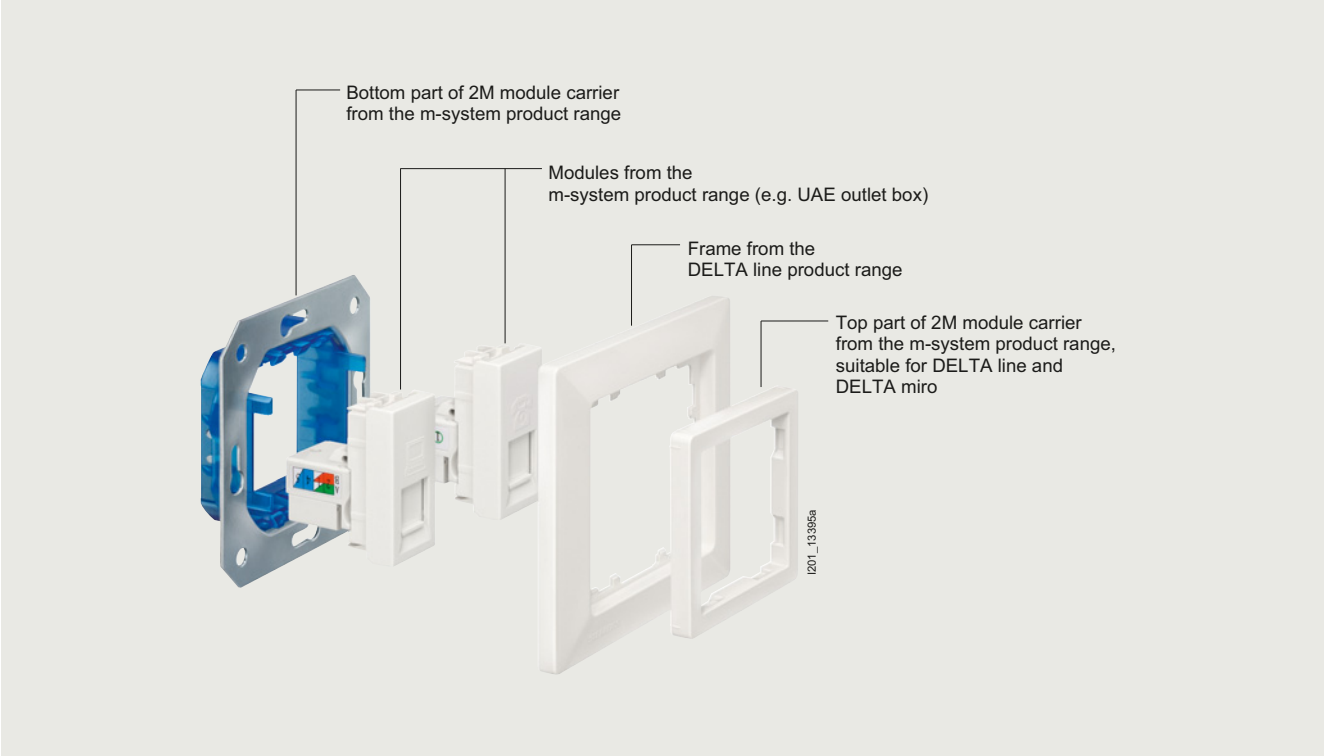

Modular components of m-system (two modules) with DELTA line

© Siemens 2023

Selection and ordering data

	Version		Order No.
	General information • For horizontal and vertical mounting • Degree of protection: IP20		
	Note	Page	
	• All components of the i-system product range can be used as central inserts and cover plates, see ...	2/3	
	• Degree of protection IP44 for rockers can be achieved with the IP44 set of seals, for rockers, see ...	2/29	**5TG4324**
	• Degree of protection IP44 for SCHUKO® socket outlets with hinged lid can be achieved with the IP44 set of seals, for rockers, see ...	2/30	**5TG4318**
 5TG2551-0	**Frames, 80-mm**		
	Versions		
	• titanium white (similar to RAL 9010)		
	- single, 80 mm x 80 mm		**5TG2551-0**
	- double, 151 mm x 80 mm		**5TG2552-0**
	- triple, 222 mm x 80 mm		**5TG2553-0**
	- quadruple, 293 mm x 80 mm		**5TG2554-0**
	- quintuple, 364 mm x 80 mm		**5TG2555-0**
	• electrical white (RAL 1013)		
	- single, 80 mm x 80 mm		**5TG2581-0**
	- double, 151 mm x 80 mm		**5TG2582-0**
	- triple, 222 mm x 80 mm		**5TG2583-0**
	- quadruple, 293 mm x 80 mm		**5TG2584-0**
	- quintuple, 364 mm x 80 mm		**5TG2585-0**
	• aluminum metallic (similar to RAL 9006)		
	- single, 80 mm x 80 mm		**5TG2551-3**
	- double, 151 mm x 80 mm		**5TG2552-3**
	- triple, 222 mm x 80 mm		**5TG2553-3**
	- quadruple, 293 mm x 80 mm		**5TG2554-3**
	- quintuple, 364 mm x 80 mm		**5TG2555-3**
	• carbon metallic (similar to RAL 7016)		
	- single, 80 mm x 80 mm		**5TG2551-6**
	- double, 151 mm x 80 mm		**5TG2552-6**
	- triple, 222 mm x 80 mm		**5TG2553-6**
	- quadruple, 293 mm x 80 mm		**5TG2554-6**
	- quintuple, 364 mm x 80 mm		**5TG2555-6**
 5TG2551-1	**Frames, 80-mm, with labeling field**		
	Versions		
	• titanium white (similar to RAL 9010)		
	- single, 80 mm x 80 mm		**5TG2551-1**
	- double, 151 mm x 80 mm, horizontal		**5TG2552-1**
	- double, 151 mm x 80 mm, vertical		**5TG2552-2**
	- triple, 222 mm x 80 mm, horizontal		**5TG2553-1**
	- triple, 222 mm x 80 mm, vertical		**5TG2553-2**
	- quadruple, 293 mm x 80 mm, horizontal		**5TG2554-1**
	- quadruple, 293 mm x 80 mm, vertical		**5TG2554-2**
	• electrical white (RAL 1013)		
	- single, 80 mm x 80 mm		**5TG2581-1**
	- double, 151 mm x 80 mm, horizontal		**5TG2582-1**
	- double, 151 mm x 80 mm, vertical		**5TG2582-2**
	- triple, 222 mm x 80 mm, horizontal		**5TG2583-1**
	- triple, 222 mm x 80 mm, vertical		**5TG2583-2**
	- quadruple, 293 mm x 80 mm, horizontal		**5TG2584-1**
	- quadruple, 293 mm x 80 mm, vertical		**5TG2584-2**
	• aluminum metallic (similar to RAL 9006)		
	- single, 80 mm x 80 mm		**5TG2551-4**
	- double, 151 mm x 80 mm, horizontal		**5TG2552-4**
	- double, 151 mm x 80 mm, vertical		**5TG2552-5**
	• carbon metallic (similar to RAL 7016)		
	- single, 80 mm x 80 mm		**5TG2551-7**
	- double, 151 mm x 80 mm, horizontal		**5TG2552-7**
	- double, 151 mm x 80 mm, vertical		**5TG2552-8**
 5TG2557	**Intermediate frames** For installation of devices with cover plates 51 mm x 51 mm according to DIN 49075		
	Versions		
	• titanium white (similar to RAL 9010)		**5TG2557**
	• electrical white (RAL 1013)		**5TG2587**
	• aluminum metallic (similar to RAL 9006)		**5TG1160**
	• carbon metallic (similar to RAL 7016)		**5TG1150**

© Siemens 2023

Selection and ordering data

	Version		Order No.
Complete assembly			
	General information • For screw and claw fixing • Socket outlets SCHUKO®: 16 A, AC 250 V; 10 A, DC 250 V • Live parts of inserts covered by molded plastic • Self-retracting claws • The screwless terminals are connecting terminals for Cu and aluminum conductors up to 2,5 mm^2 • Degree of protection: IP20		
	Note	Page	
	For extension claws, see ...	9/12	**5TG2498**
 5UB1580	**SCHUKO® socket outlets, 80 mm x 80 mm** Complete assembly, therefore no additional frame necessary		
	Versions		
	• titanium white (similar to RAL 9010) • electrical white (RAL 1013)		**5UB1580** **5UB1581**
 5UB1582	**SCHUKO® socket outlets, 80 mm x 80 mm, with increased touch protection** Complete assembly, therefore no additional frame necessary		
	Versions		
	• titanium white (similar to RAL 9010) • electrical white (RAL 1013)		**5UB1582** **5UB1583**

© Siemens 2023

Selection and ordering data

Version	Order No.
General information • For horizontal and vertical mounting • Degree of protection: IP20	

Note	Page	Order No.
• Degree of protection IP44 for rockers can be achieved with the IP44 set of seals, for rockers, see ...	2/29	**5TG4324**
• Degree of protection IP44 for SCHUKO® socket outlets with hinged lid can be achieved with the *set of seals 5TG4318*, see ...	2/30	**5TG4318**

5TG2901

Surface-mounting enclosures
Flame-resistant base plate

Versions	Order No.
• titanium white (similar to RAL 9010)	
- single, 84 mm x 84 mm x 42,5 mm	**5TG2901**
- double, 155 mm x 84 mm x 42,5 mm	**5TG2902**
- triple, 226 mm x 84 mm x 42,5 mm	**5TG2903**
• electrical white (RAL 1013)	
- single, 84 mm x 84 mm x 42,5 mm	**5TG2861**
- double, 155 mm x 84 mm x 42,5 mm	**5TG2862**
- triple, 226 mm x 84 mm x 42,5 mm	**5TG2863**

Note

The PE conductor can be looped through by inserting a WAGO 2-conductor junction box terminal (WAGO order number: 273-252) in the pocket provided for this purpose in the base plate.

Included in delivery (in the relevant color):

Type	Dummy nipple	Slide nipple cable entry	Slide nipple channel entry
single	2 unit	1 unit	1 unit
double	4 unit	1 unit	1 unit
triple	4 unit	1 unit	1 unit

Accessories

Version	Order No.
Accessories for Surface-mounting enclosures	

5TG2905

Slide nipple cable entry
one set contains 10 units

Versions	Order No.
• titanium white (similar to RAL 9010)	**5TG2905**
• electrical white (RAL 1013)	**5TG2865**

5TG2904

Slide nipple channel entry
• for 15 mm x 15 mm to 19 mm x 19 mm
• one set contains 10 units

Versions	Order No.
• titanium white (similar to RAL 9010)	**5TG2904**
• electrical white (RAL 1013)	**5TG2864**

© Siemens 2023

© Siemens 2023

4/2 Introduction

4/5 Frames

© Siemens 2023

Overview

Colors and designs of the DELTA miro product range

DELTA miro Color
Plastic

titanium white/titanium

electrical white/
electrical white

aluminum metallic/
aluminum metallic

carbon metallic/
carbon metallic

soft black/
soft black

DELTA miro glass
Real glass

crystal green/
titanium white

white/titanium white

black/
aluminum metallic


orient/carbon metallic

arena/electrical white

DELTA miro aluminium
Real aluminum

natural/
aluminum metallic

yellow oxide/
electrical white

DELTA miro wood
Materials made of real wood

maple red/
aluminum metallic

maple/titanium white

beech[1)]/
carbon metallic

cherry[1)]/
aluminum metallic

wenge[1)]/
aluminum metallic

[1)] Color achieved through staining.

© Siemens 2023

Modular components of the i-system with DELTA line and DELTA miro

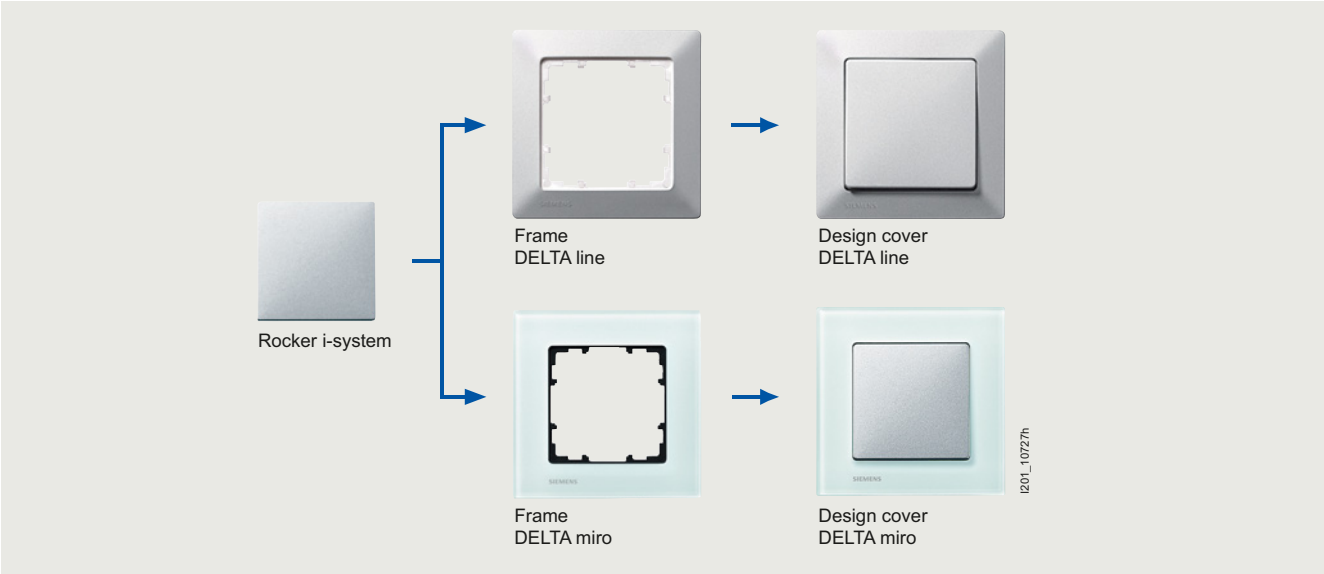

Technical design of the DELTA miro product range

Note: The frames of the DELTA miro product range can be combined with all central inserts and cover plates of the i-system product range.

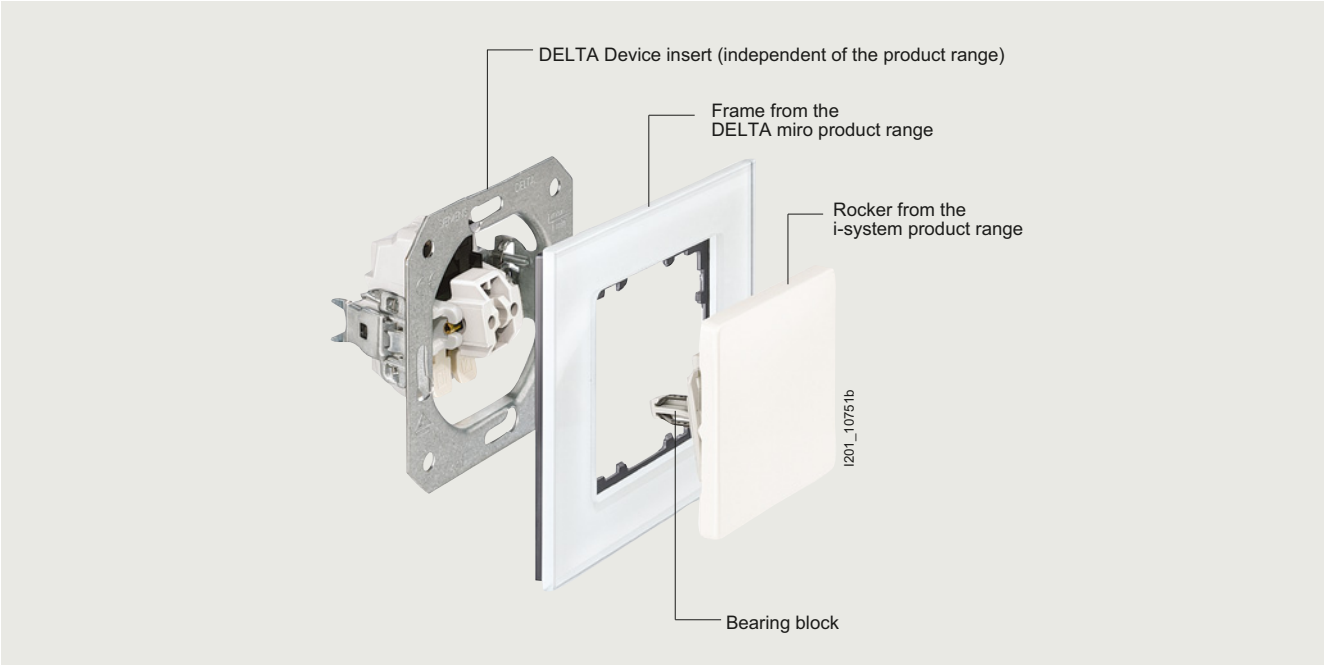

Modular components of the i-system with DELTA miro

© Siemens 2023

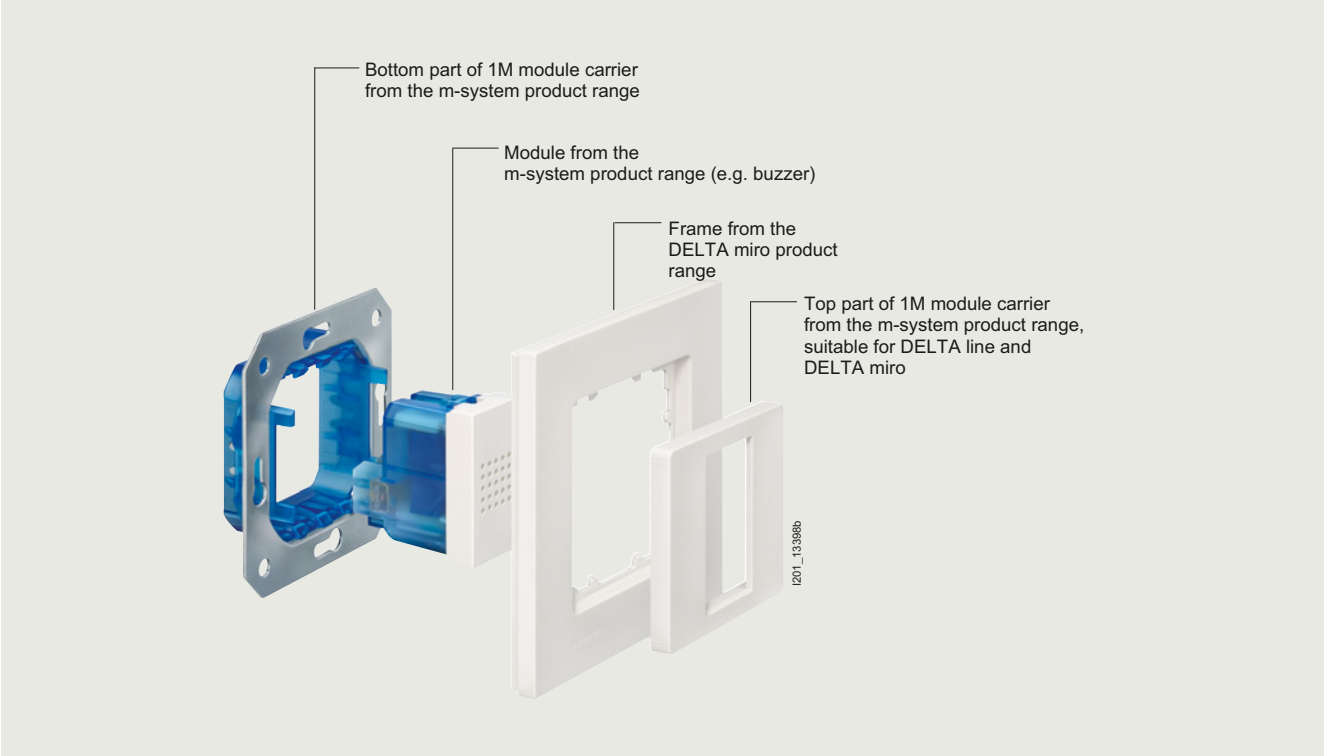

Modular components of m-system (one module) with DELTA miro

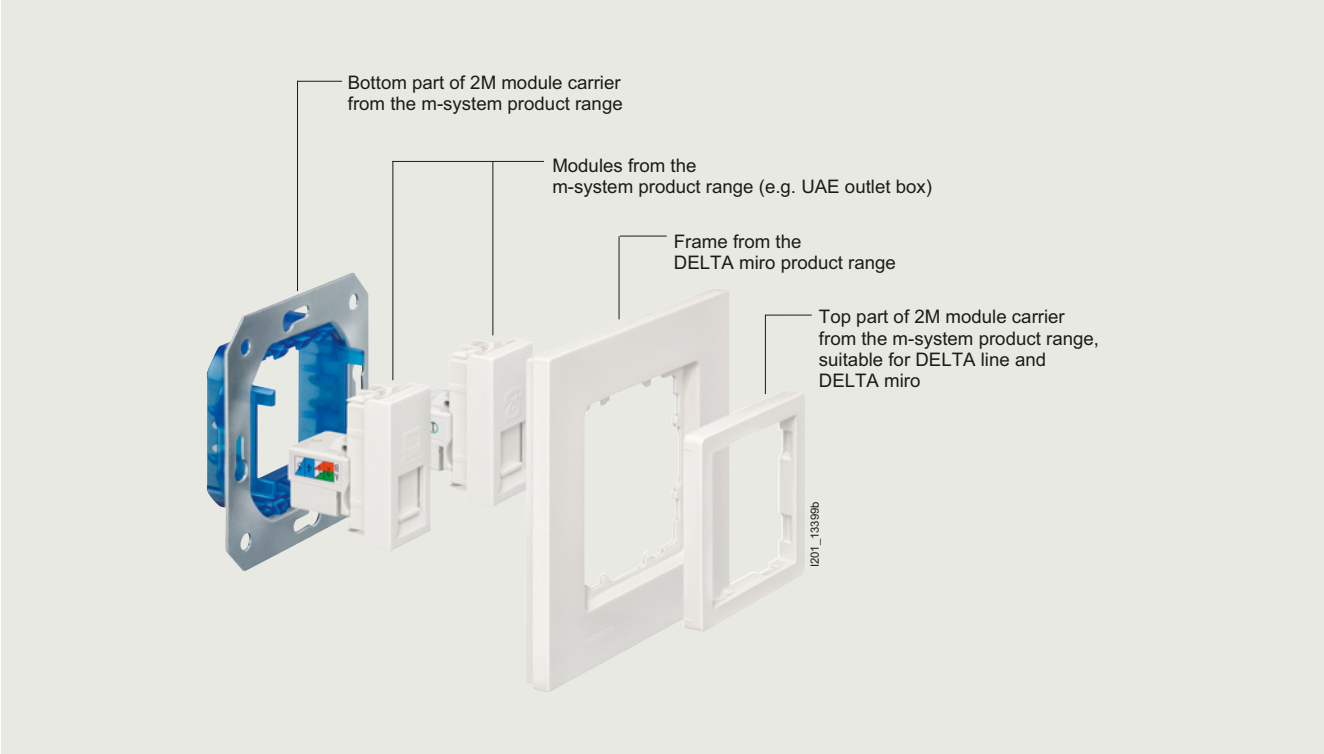

Modular components of m-system (two modules) with DELTA miro

© Siemens 2023

Selection and ordering data

	Version		Order No.
	General information • For horizontal and vertical mounting • Degree of protection: IP20		
	Note	Page	
	• All components of the i-system product range can be used as central inserts and cover plates, see ...	2/3	
	• Degree of protection IP44 for rockers can be achieved with the IP44 set of seals, for rockers, see ...	2/29	**5TG4324**
	• Degree of protection IP44 for SCHUKO® socket outlets with hinged lid can be achieved with the *set of seals 5TG4318,* see ...	2/30	**5TG4318**
 5TG1111-0	**Frames, 90-mm, plastic**		
	Versions		
	• titanium white (similar to RAL 9010)		
	- single, 90 mm x 90 mm		**5TG1111-0**
	- double, 161 mm x 90 mm		**5TG1112-0**
	- triple, 232 mm x 90 mm		**5TG1113-0**
	- quadruple, 303 mm x 90 mm		**5TG1114-0**
	- quintuple, 374 mm x 90 mm		**5TG1115-0**
	• electrical white (similar RAL 1013)		
	- single, 90 mm x 90 mm		**5TG1111-3**
	- double, 161 mm x 90 mm		**5TG1112-3**
	- triple, 232 mm x 90 mm		**5TG1113-3**
	- quadruple, 303 mm x 90 mm		**5TG1114-3**
	- quintuple, 374 mm x 90 mm		**5TG1115-3**
	• aluminum metallic (similar to RAL 9006)		
	- single, 90 mm x 90 mm		**5TG1111-1**
	- double, 161 mm x 90 mm		**5TG1112-1**
	- triple, 232 mm x 90 mm		**5TG1113-1**
	- quadruple, 303 mm x 90 mm		**5TG1114-1**
	- quintuple, 374 mm x 90 mm		**5TG1115-1**
	• carbon metallic (similar to RAL 7016)		
	- single, 90 mm x 90 mm		**5TG1111-2**
	- double, 161 mm x 90 mm		**5TG1112-2**
	- triple, 232 mm x 90 mm		**5TG1113-2**
	- quadruple, 303 mm x 90 mm		**5TG1114-2**
	- quintuple, 374 mm x 90 mm		**5TG1115-2**
	• soft black NEW		
	- single, 90 mm x 90 mm		**5TG1111-0SB**
	- double, 161 mm x 90 mm		**5TG1112-0SB**
	- triple, 232 mm x 90 mm		**5TG1113-0SB**
	- quadruple, 303 mm x 90 mm		**5TG1114-0SB**
	- quintuple, 374 mm x 90 mm		**5TG1115-0SB**
 5TG1121-0	**Frames, 90-mm, real aluminum**		
	Versions		
	• natural		
	- single, 90 mm x 90 mm		**5TG1121-0**
	- double, 161 mm x 90 mm		**5TG1122-0**
	- triple, 232 mm x 90 mm		**5TG1123-0**
	- quadruple, 303 mm x 90 mm		**5TG1124-0**
	- quintuple, 374 mm x 90 mm		**5TG1125-0**
	• yellow oxide		
	- single, 90 mm x 90 mm		**5TG1121-3**
	- double, 161 mm x 90 mm		**5TG1122-3**
	- triple, 232 mm x 90 mm		**5TG1123-3**
	- quadruple, 303 mm x 90 mm		**5TG1124-3**
	- quintuple, 374 mm x 90 mm		**5TG1125-3**

© Siemens 2023

	Version	Order No.
 5TG1201	**Frames, 90-mm, real glass**	
	Versions	
	• crystal green	
	- single, 90 mm x 90 mm	**5TG1201**
	- double, 161 mm x 90 mm	**5TG1202**
	- triple, 232 mm x 90 mm	**5TG1203**
	- quadruple, 303 mm x 90 mm	**5TG1204**
	- quintuple, 374 mm x 90 mm	**5TG1205**
	• white	
	- single, 90 mm x 90 mm	**5TG1201-1**
	- double, 161 mm x 90 mm	**5TG1202-1**
	- triple, 232 mm x 90 mm	**5TG1203-1**
	- quadruple, 303 mm x 90 mm	**5TG1204-1**
	- quintuple, 374 mm x 90 mm	**5TG1205-1**
	• black	
	- single, 90 mm x 90 mm	**5TG1201-2**
	- double, 161 mm x 90 mm	**5TG1202-2**
	- triple, 232 mm x 90 mm	**5TG1203-2**
	- quadruple, 303 mm x 90 mm	**5TG1204-2**
	- quintuple, 374 mm x 90 mm	**5TG1205-2**
	• orient	
	- single, 90 mm x 90 mm	**5TG1201-3**
	- double, 161 mm x 90 mm	**5TG1202-3**
	- triple, 232 mm x 90 mm	**5TG1203-3**
	- quadruple, 303 mm x 90 mm	**5TG1204-3**
	- quintuple, 374 mm x 90 mm	**5TG1205-3**
	• arena	
	- single, 90 mm x 90 mm	**5TG1201-4**
	- double, 161 mm x 90 mm	**5TG1202-4**
	- triple, 232 mm x 90 mm	**5TG1203-4**
	- quadruple, 303 mm x 90 mm	**5TG1204-4**
	- quintuple, 374 mm x 90 mm	**5TG1205-4**
 5TG1201-0	**Frames, 90-mm, real glass, crystal green, without Siemens-Logo**	
	Versions	
	• crystal green	
	- single, 90 mm x 90 mm	**5TG1201-0**
	- double, 161 mm x 90 mm	**5TG1202-0**
	- triple, 232 mm x 90 mm	**5TG1203-0**
	- quadruple, 303 mm x 90 mm	**5TG1204-0**
	- quintuple, 374 mm x 90 mm	**5TG1205-0**
5TG1101-2	**Frames, 90-mm, real wood**	
	Versions	
	• maple red	
	- single, 90 mm x 90 mm	**5TG1101-2**
	- double, 161 mm x 90 mm	**5TG1102-2**
	- triple, 232 mm x 90 mm	**5TG1103-2**
	- quadruple, 303 mm x 90 mm	**5TG1104-2**
	• maple	
	- single, 90 mm x 90 mm	**5TG1101-3**
	- double, 161 mm x 90 mm	**5TG1102-3**
	- triple, 232 mm x 90 mm	**5TG1103-3**
	- quadruple, 303 mm x 90 mm	**5TG1104-3**
	• beech (Color achieved through staining)	
	- single, 90 mm x 90 mm	**5TG1101-4**
	- double, 161 mm x 90 mm	**5TG1102-4**
	- triple, 232 mm x 90 mm	**5TG1103-4**
	- quadruple, 303 mm x 90 mm	**5TG1104-4**
	• cherry (Color achieved through staining)	
	- single, 90 mm x 90 mm	**5TG1101-1**
	- double, 161 mm x 90 mm	**5TG1102-1**
	- triple, 232 mm x 90 mm	**5TG1103-1**
	- quadruple, 303 mm x 90 mm	**5TG1104-1**
	• wenge (Color achieved through staining)	
	- single, 90 mm x 90 mm	**5TG1101-0**
	- double, 161 mm x 90 mm	**5TG1102-0**
	- triple, 232 mm x 90 mm	**5TG1103-0**
	- quadruple, 303 mm x 90 mm	**5TG1104-0**
	Note	
	Variations in the color of the wood are typical for this natural product.	

© Siemens 2023

	Version	Order No.
5TG2557	**Intermediate frames** • For installation of devices with cover plates • 51 mm x 51 mm according to DIN 49075	
	Versions	
	• titanium white (similar to RAL 9010) • electrical white (RAL 1013) • aluminum metallic (similar to RAL 9006) • carbon metallic (similar to RAL 7016)	**5TG2557** **5TG2587** **5TG1160** **5TG1150**
5TG1206-1	**Frames for double socket outlets 125 mm x 81 mm, real glass**	
	Versions	
	• glass, white • glass, black	**5TG1206-1** **5TG1206-2**
 5TG1116-0	**Frames for double socket outlets 125 mm x 81 mm, plastic**	
	Versions	
	• titanium white (similar to RAL 9010) • aluminum metallic (similar to RAL 9006) • carbon metallic (similar to RAL 7016)	**5TG1116-0** **5TG1116-1** **5TG1116-2**

© Siemens 2023

© Siemens 2023

5/2	Introduction
5/4	Frames
5/5	Switches and pushbuttons
5/8	Socket outlets
5/10	International plug-and-socket devices
5/11	Shutter/blind controls
5/12	Lighting controls
5/13	Communication
5/15	TV / RF / SAT
5/15	Equipotential bonding
5/15	Surface-mounting enclosures
5/16	Module carriers for the m-system
5/17	Add-on devices
5/18	Accessories and spare parts

© Siemens 2023

Overview

Colors and designs of the DELTA profil product range

titanium white

silver

Technical design of the DELTA profil product range



© Siemens 2023

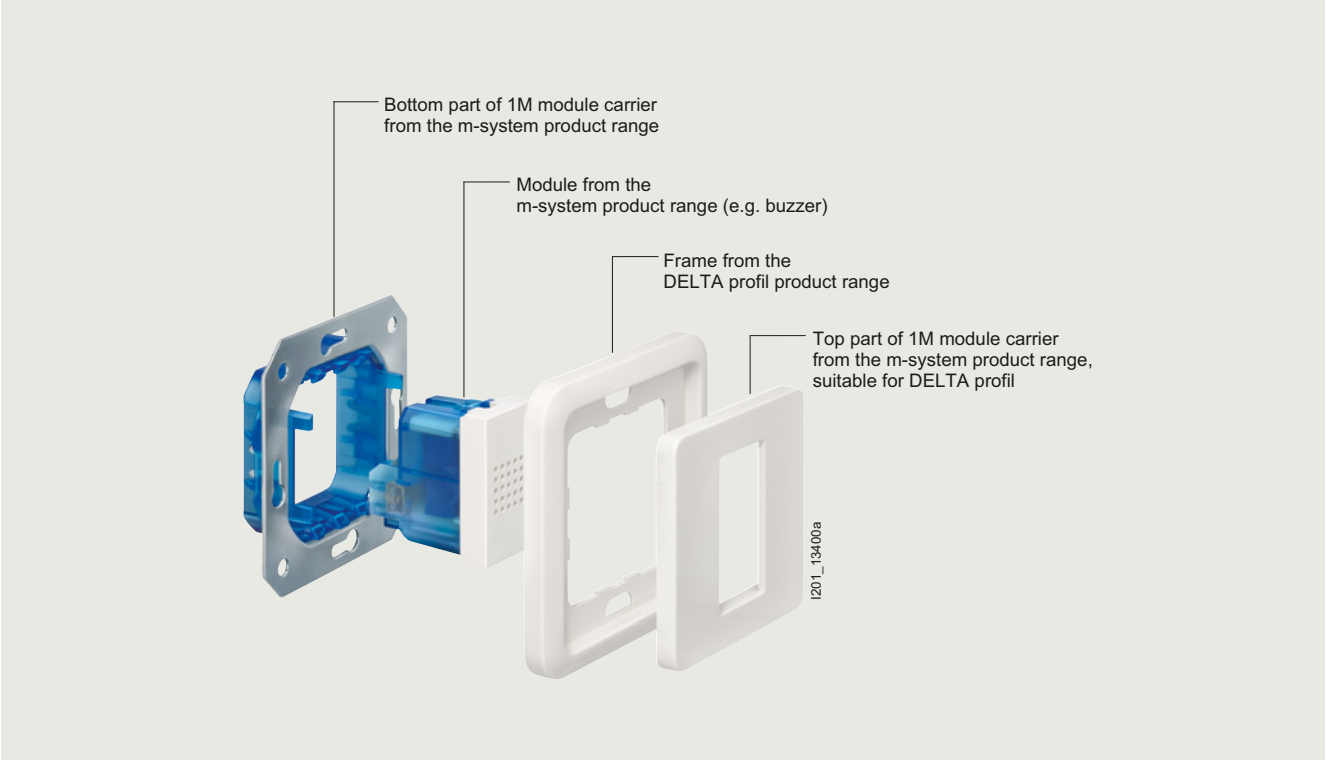

Modular components of m-system (one module) with DELTA profil

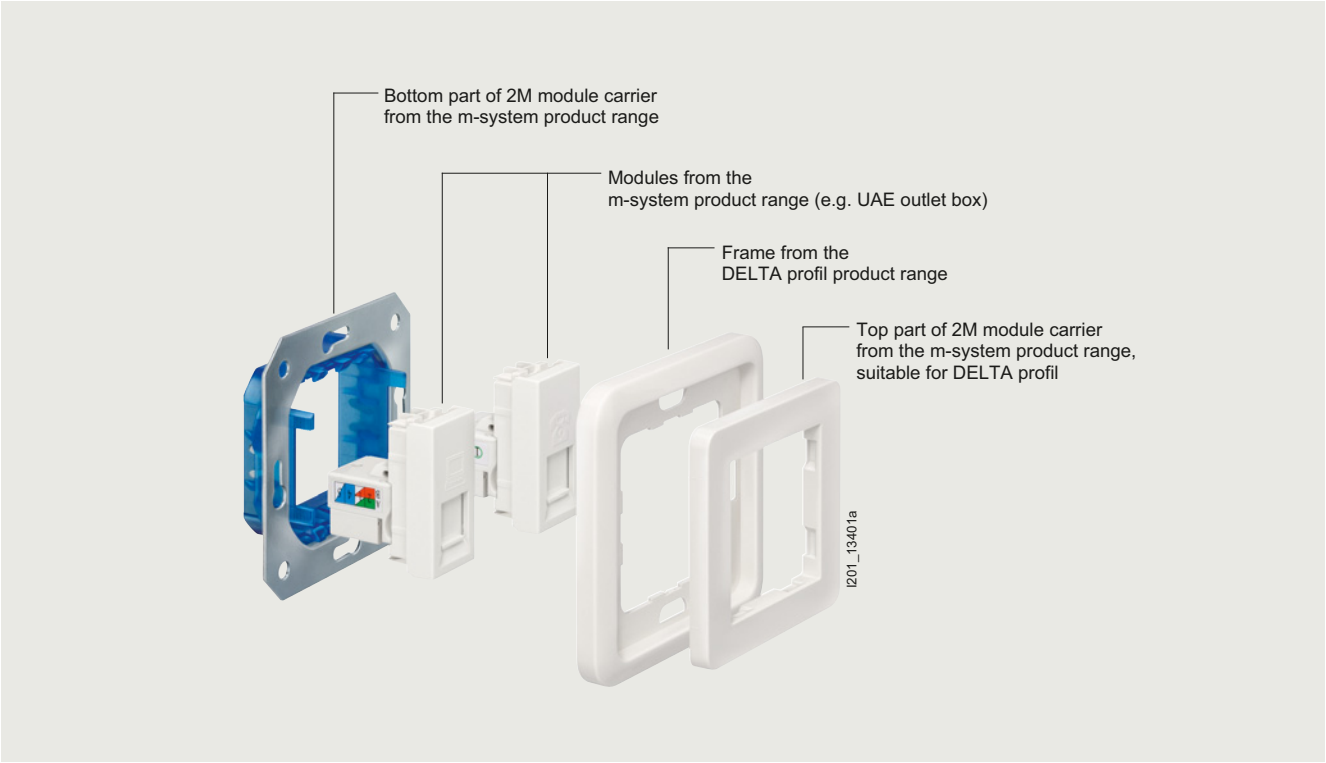

Modular components of m-system (two modules) with DELTA profil

© Siemens 2023

Selection and ordering data

	Version	Order No.
	General information • for horizontal and vertical mounting • Degree of protection: IP20	
	Note	
	The color silver is identical to aluminum metallic (i-system).	
 5TG1811	**Frames, 80-mm**	
	Versions	
	• titanium white (similar to RAL 9010) - single, 80 mm x 80 mm - double, 151 mm x 80 mm - triple, 222 mm x 80 mm - quadruple, 293 mm x 80 mm - quintuple, 364 mm x 80 mm	 **5TG1811** **5TG1812** **5TG1813** **5TG1814** **5TG1815**
	• silver (similar to RAL 9006) - single, 80 mm x 80 mm - double, 151 mm x 80 mm - triple, 222 mm x 80 mm - quadruple, 293 mm x 80 mm - quintuple, 364 mm x 80 mm	 **5TG1771** **5TG1772** **5TG1773** **5TG1774** **5TG1775**
 5TG1801 5TG1803 5TG1804	**Frames, 80-mm, cut out**	
	Versions	
	• titanium white (similar to RAL 9010) - single, 80 mm x 80 mm - double, 151 mm x 80 mm - double, with 1 cutout, 151 mm x 80 mm - triple, with 1 cutout, 222 mm x 80 mm	 **5TG1801** **5TG1802** **5TG1803** **5TG1804**
	• silver (similar to RAL 9006) - single, 80 mm x 80 mm - double, with 1 cutout, 151 mm x 80 mm - triple, with 1 cutout, 222 mm x 80 mm	 **5TG1761** **5TG1763** **5TG1764**
 5TG1806	**Intermediate frames, for inserting devices with cover plate 51 mm x 51 mm** • complies with DIN 49075 • 65 mm x 65 mm	
	Versions	
	• titanium white (similar to RAL 9010) • silver (similar to RAL 9006)	**5TG1806** **5TG1766**
 5TG1893	**Intermediate frame, for inserting devices with cover plate 55 mm x 55 mm**	
	Versions	
	• titanium white (similar to RAL 9010) • silver or aluminum metallic (similar to RAL 9006)	**5TG1893** **5TG1762**

© Siemens 2023

Selection and ordering data

	Version		Order No.
	General information • size of rockers: 65 mm x 65 mm • Degree of protection: IP20		
	Note	Page	
	• For extension claws, see ...	9/12	**5TG2498**
	• The color silver is identical to aluminum metallic (i-system).		
 5TG7801	**Rockers, neutral**		
	Versions		
	• titanium white (similar to RAL 9010)		**5TG7801**
	• silver (similar to RAL 9006)		**5TG7921**
	Inserts	Page	
	• *Universal switches*	9/2	**5TA2156**
	• *Intermediate switches*	9/2	**5TA2117**
	• *ON/OFF switches, 1-pole*	9/3	**5TA2151**
	• *Pushbuttons, 1 NO contact*	9/6	**5TD2120**
	• *Pushbuttons, 1 CO contact*	9/7	**5TD2123**
 5TG7807	**Rockers, with "Bell" symbol**		
	Versions		
	• titanium white (similar to RAL 9010)		**5TG7807**
	• silver (similar to RAL 9006)		**5TG7927**
	Inserts	Page	
	• *Pushbuttons, 1 NO contact*	9/6	**5TD2120**
	• *Pushbuttons, 1 CO contact*	9/7	**5TD2123**
 5TG7808	**Rockers, with "Door Opener" symbol**		
	Versions		
	• titanium white (similar to RAL 9010)		**5TG7808**
	• silver (similar to RAL 9006)		**5TG7928**
	Inserts	Page	
	• *Pushbuttons, 1 NO contact*	9/6	**5TD2120**
	• *Pushbuttons, 1 CO contact*	9/7	**5TD2123**
 5TG7802	**Rockers, with "I/O" symbols**		
	Versions		
	• titanium white (similar to RAL 9010)		**5TG7802**
	• silver (similar to RAL 9006)		**5TG7922**
	Inserts	Page	
	• *ON/OFF switches, 2-pole, 10 A*	9/3	**5TA2112**
	• *ON/OFF switches, 2-pole, 16 A*	9/4	**5TA2162**
	• *ON/OFF switches, 3-pole, 16 A*	9/4	**5TA2153**
 5TG7800	**Rockers, with window**		
	Versions		
	• titanium white (similar to RAL 9010)		**5TG7800**
	• silver (similar to RAL 9006)		**5TG7920**
	Inserts	Page	
	• *Control switch, for two-way switching*	9/5	**5TA2108**
	• *Control switch, for ON/OFF switching*	9/4	**5TA2150**
	• *Pushbuttons, 1 NO contact*	9/6	**5TD2120**
	• *Pushbuttons, 1 NO contact, with separate neutral terminal*	9/7	**5TD2116**
	• *Pushbuttons, 1 CO contact*	9/7	**5TD2123**
	• *Pushbuttons, 1 CO contact, with separate neutral terminal*	9/8	**5TD2117**
	• *Pushbuttons, with separate check-back indication*	9/8	**5TD2114**
	• *Universal switches*	9/2	**5TA2156**
	• *Intermediate switches*	9/2	**5TA2117**
	• *ON/OFF switches, 1-pole*	9/3	**5TA2151**

© Siemens 2023

	Version		Order No.
5TG7806	**Rockers, with "Light" symbol and window**		
	Versions		
	• titanium white (similar to RAL 9010)		**5TG7806**
	• silver (similar to RAL 9006)		**5TG7926**
	Inserts	Page	
	• *Universal switches*	9/2	**5TA2156**
	• *Intermediate switches*	9/2	**5TA2117**
	• *ON/OFF switches, 1-pole*	9/3	**5TA2151**
	• *Pushbuttons, 1 NO contact*	9/6	**5TD2120**
	• *Pushbuttons, 1 NO contact, with separate neutral terminal*	9/7	**5TD2116**
	• *Control switch, for ON/OFF switching*	9/4	**5TA2150**
	• *Control switch, for two-way switching*	9/5	**5TA2108**
	• *Pushbuttons, 1 CO contact, with separate neutral terminal*	9/8	**5TD2117**
	• *Pushbuttons, with separate check-back indication*	9/8	**5TD2114**
	Note	Page	
	Sheets of pictographs, for single rockers with labeling field 5TG1136 must be ordered separately, see ...	2/29	**5TG1136**
	LED light inserts, see ...	5/19	
5TG7816	**Rockers, with labeling field**		
	Versions		
	• titanium white (similar to RAL 9010)		**5TG7816**
	• silver (similar to RAL 9006)		**5TG7936**
	Inserts	Page	
	• *Universal switches*	9/2	**5TA2156**
	• *Intermediate switches*	9/2	**5TA2117**
	• *ON/OFF switches, 1-pole*	9/3	**5TA2151**
	• *Pushbuttons, 1 NO contact*	9/6	**5TD2120**
	• *Pushbuttons, 1 CO contact*	9/7	**5TD2123**
5TG7804	**Rockers, with "Bell" symbol and labeling field** titanium white (similar to RAL 9010)		**5TG7804**
	Inserts	Page	
	• *Pushbuttons, 1 NO contact*	9/6	**5TD2120**
	• *Pushbuttons, 1 CO contact*	9/7	**5TD2123**
5TG7815	**Rockers, with labeling field and window**		
	Versions		
	• titanium white (similar to RAL 9010)		**5TG7815**
	• silver (similar to RAL 9006)		**5TG7935**
	Inserts	Page	
	• *Control switch, for ON/OFF switching*	9/4	**5TA2150**
	• *Control switch, for two-way switching*	9/5	**5TA2108**
	• *Pushbuttons, 1 NO contact, with separate neutral terminal*	9/7	**5TD2116**
	• *Pushbuttons, 1 CO contact, with separate neutral terminal*	9/8	**5TD2117**
	• *Pushbuttons, with separate check-back indication*	9/8	**5TD2114**
	• *Universal switches*	9/2	**5TA2156**
	• *Intermediate switches*	9/2	**5TA2117**
	• *ON/OFF switches, 1-pole*	9/3	**5TA2151**
	• *Pushbuttons, 1 NO contact*	9/6	**5TD2120**
	• *Pushbuttons, 1 CO contact*	9/7	**5TD2123**
5TG1894	Note	Page	
	• *Control switch, for ON/OFF switching* 5TA2150 can be used as heating switch. The required 5TG1894 *labeling field insert "Heating Switch"* must be ordered separately, see ...	5/18	**5TG1894**
	• LED light inserts, see ...	5/19	

© Siemens 2023

	Version		Order No.
5TG7805	**Rockers, double, neutral**		
	Versions		
	• titanium white (similar to RAL 9010) • silver (similar to RAL 9006)		**5TG7805** **5TG7925**
	Inserts	Page	
	• *Double two-way switches* • *Two-circuit switches* • *Pushbuttons, double, 1 NO contact, 1 CO contact* • *Pushbuttons, double, 2 NO contacts*	9/5 9/6 9/8 9/9	**5TA2118** **5TA2155** **5TD2115** **5TD2111**
5TG7818	**Rockers, double, with window**		
	Versions		
	• titanium white (similar to RAL 9010) • silver (similar to RAL 9006)		**5TG7818** **5TG7938**
	Inserts	Page	
	• *Two-circuit switches* • *Pushbuttons, double, 2 NO contacts*	9/6 9/9	**5TA2155** **5TD2111**
5TG7817	**Rockers, double, with labeling field and window**		
	Versions		
	• titanium white (similar to RAL 9010) • silver (similar to RAL 9006)		**5TG7817** **5TG7937**
	Inserts	Page	
	• *Two-circuit switches* • *Pushbuttons, double, 2 NO contacts*	9/6 9/9	**5TA2155** **5TD2111**
5TG4811	**Hotel card switches, with window and labeling field** • for cards up to 54 mm x 85 mm, 0,7 ... 1.0 mm thick • for screw and claw fixing • Insertion of a card controls a mechanical contact • Illuminated • Including insert, pushbutton, 1 CO contact, with separate neutral terminal (5TD2117)		
	Versions		
	• titanium white (similar to RAL 9010) • silver (similar to RAL 9006)		**5TG4811** **5TG4814**

© Siemens 2023

Selection and ordering data

	Version		Order No.
	General information • for screw and claw fixing • Socket outlets SCHUKO®: 16 A, AC 250 V; 10 A, DC 250 V • Live parts of inserts covered by molded plastic • Self-retracting claws • The screwless terminals are connecting terminals for Cu and aluminum conductors up to 2,5 mm^2 • Degree of protection: IP20 • Size of cover plates: 65 mm x 65 mm		
	Note	Page	
	• For extension claws, see ...	9/12	**5TG2498**
	• The color silver is identical to aluminum metallic (i-system).		
 5UB1403	**SCHUKO® socket outlets**		
	Versions		
	• titanium white (similar to RAL 9010) - with claws - without claws for hollow-wall mounting • silver (similar to RAL 9006)		 **5UB1403** **5UB1403-0KK** **5UB1467**
 5UB1405	**SCHUKO® socket outlets, with increased touch protection**		
	Versions		
	• titanium white (similar to RAL 9010) - with claws - without claws for hollow-wall mounting • silver (similar to RAL 9006)		 **5UB1405** **5UB1405-0KK** **5UB1468**
 5UB1465	**SCHUKO® socket outlets, with increased touch protection and bezel black** silver (similar to RAL 9006)		**5UB1465**
 5UB1463	**SCHUKO® socket outlets, bezel black** silver (similar to RAL 9006)		**5UB1463**
 5UB1480	**SCHUKO® socket outlets, bezel orange** • color of bezel similar to RAL 2004 • without imprint • use e.g. for ZSV[1)] • titanium white (similar to RAL 9010)		**5UB1480**
	Note	Page	
	Label sheets for marking the inserts, see ...	5/18	
	Footnote		
	[1)] ZSV: Additional safety power supply (BEV)		

© Siemens 2023

	Version		Order No.
5UB1407	**SCHUKO® socket outlets, with labeling field**		
	Versions		
	• titanium white (similar to RAL 9010)		**5UB1407**
	• green (similar to RAL 6018) - without labeling - use e.g. for SV[1)]		**on Request**
	• orange (similar to RAL 2004) - without labeling - use e.g. for ZSV[2)]		**on Request**
	• red (similar to RAL 3003) - without labeling - use e.g. for WSV[3)]		**5UB1476**
	Note	Page	
	Label sheets for marking the inserts, see ...	5/18	
	Footnote		
	[1)] SV: Safety power supply (AEV) [2)] ZSV: Additional safety power supply (BEV) [3)] WSV: Other safety power supply		
5UB1472	**SCHUKO® socket outlets, with status display and labeling field**		
	Versions		
	• titanium white (similar to RAL 9010)		**5UB1472**
	• green (similar to RAL 6018) - without labeling - use e.g. for SV[1)]		**5UB1474**
	• orange (similar to RAL 2004) - without labeling - use e.g. for ZSV[2)]		**5UB1475**
	Note	Page	
	• *Spare glow lamp* 5TG7304 see ... • Label sheets for marking the inserts, see ... • For Technical specifications, see ...	5/19 5/18 16/11	**5TG7304**
	Footnote		
	[1)] SV: Safety power supply (AEV) [2)] ZSV: Additional safety power supply (BEV)		
5UB1486	**SCHUKO® socket outlets, and overvoltage protection and function indicators and labeling field**		
	Versions		
	• titanium white (similar to RAL 9010) • silver (similar to RAL 9006)		**5UB1486** **5UB1460**
	Note	Page	
	• *Spare overvoltage protection module 5UH1300, see ...* • For Technical specifications, see ...	5/19 16/11	**5UH1300**
Socket outlets with hinged lid			
5UB1404	**SCHUKO® socket outlets, with hinged lid**		
	Versions		
	• titanium white (similar to RAL 9010) • silver (similar to RAL 9006)		**5UB1404** **5UB1464**
5UB4650	**SCHUKO® socket outlets, with hinged lid made of die-cast aluminum** • Complete device • With flush-mounting socket • With increased touch protection • IP41 drip-proof • Base made of thermosetting plastic with two cable entries M20 • 95 mm x 95 mm x 56 mm • Light gray (RAL 7035)		**5UB4650**

© Siemens 2023

Selection and ordering data

	Version		Order No.
	General information • for screw and claw fixing • Screw terminals • Size of cover plates: 65 mm x 65 mm		
	Note	Page	
	For extension claws, see ...	9/12	**5TG2498**
 5UB1315	**Socket outlets with grounding pin and increased touch protection** • 16 A, AC 250 V • 2-pole according to CEE7 • French/Belgian standard • with anti-slip terminals for 4 x 2,5 mm^2 • titanium white (similar to RAL 9010)		
	Versions		
	• with touch protection • without touch protection		**5UB1315** **5UB1408**
 5UB1311	**Socket outlets, according to American standard C 73** • 15 A, AC 125 V • titanium white (similar to RAL 9010)		**5UB1311**
	NEMA socket outlets • In i-system design • 2-pole (2P + E) • NEMA 5-20R • 20 A, AC 125 V • For 58 series mounting boxes • For screw fixing only • titanium white (similar to RAL 9010)		
	Versions		
 5UB1534	• without hinged lid • with hinged lid		**5UB1534** **5UB1535**
	Note		
 5UB1535	The socket outlet, NEMA and socket outlet, NEMA with hinged lid, can only be used with the DELTA profil product range, if used together with an *intermediate frame for inserting devices with cover plate 55 mm x 55 mm, titanium white.*		**5TG1806**

© Siemens 2023

Selection and ordering data

	Version		Order No.
	General information size of rockers: 65 mm x 65 mm		
	Note		
	The color silver is identical to aluminum metallic (i-system).		
 5TG7814	**Rockers, double, with Up/Down symbols**		
	Versions		
	• titanium white (similar to RAL 9010) • silver (similar to RAL 9006)		**5TG7814** **5TG7934**
	Inserts	Page	
	• *Shutter/blind switches, with electrical and mechanical interlock* • *Shutter/blind switches, with electrical interlock*	11/2 11/2	**5TA2154** **5TA2114**
Flush-mounting isolating relays			
	General information • Relay for the control of several shutters or blinds • Locking against simultaneous actuation of central and individual controls • Priority switching of the central command • the switching time between UP and DOWN commands must be at least 0.5 s • Only for in-phase operation • 8 A (AC1) or 3 A (ind.), AC 230 V, 50 Hz		
 5TC1270	**Shutter/blind control flush-mounting isolating relays** • Double, with individual control • Two motors can be controlled per isolating relay, even if further isolating relays are connected downstream • Option for individual control of connected motors over shutter/blind pushbutton (e.g. 5TA2114) • The isolating relay is to be installed into a surface-mounting or flush-mounting box (flush-mounting box from 70 mm Ø or surface-mounting boxes from 100 mm x 100 mm) • 58 mm x 59 mm x 22 mm		**5TC1270**
	Note	Page	
	• For Technical specifications, see ...	16/32	
	• Download the operating and mounting instructions from: http://support.automation.siemens.com/ww/view/en/5tc1270/all		
 5TC1271	**Shutter/blind control flush-mounting isolating relays, compact** • A maximum of two motors can be connected per compact isolating relay, whereby the drive connected to the marked motor terminals can also be individually controlled over a shutter/blind pushbutton • If cascaded, a motor can be connected to each compact isolating relay, which can also be individually controlled over a shutter/blind push-button • The isolating relay is to be installed into a surface-mounting or flush-mounting box (flush-mounting box from 60 mm Ø, 40 mm deep or surface- mounting boxes from 75 mm x 75 mm) • 50 mm x 53 mm x 22 mm		**5TC1271**
	Note	Page	
	• For Technical specifications, see ...	16/32	
	• Download the operating and mounting instructions from: http://support.automation.siemens.com/ww/view/en/5tc1271/all		

© Siemens 2023

Selection and ordering data

	Version	Order No.
	General information • for individual devices and combinations • for screw and claw fixing • Degree of protection: IP20 • Size of cover plates: 55 mm x 55 mm	
	Note	
	The color silver is identical to aluminum metallic (i-system) (similar to RAL 9006)	

Rotary dimmers

5TC8904

Cover plates with rotary button, for dimmers

Versions	
• titanium white (similar to RAL 9010) • silver (similar to RAL 9006)	**5TC8904** **5TC8906**

Symbol	Inserts	Page	
R, L	*Low-voltage dimmers, for magnetic transformers,* *50 ... 600 W,* *25 ... 500 VA, for two-way switching*	9/9	**5TC8283**
R, L LED	*Low voltage LED dimmers* *60 W* *6 ... 120 W, for two-way switching*	9/9	**5TC8263**
R, C	*Low-voltage dimmers, for electronic transformers,* *60 ... 800 W,* *60 ... 800 VA, for two-way switching*	9/10	**5TC8258**

© Siemens 2023

Selection and ordering data

	Version		Order No.
	General information • Degree of protection: IP20 • Size of cover plates: 65 mm x 65 mm		
	Note		
	The color silver is identical to aluminum metallic (i-system).		
 5TG1800-2	**Cover plates, for Inserts**		
	Versions		
	• titanium white (similar to RAL 9010)		**5TG1800-2**
	• silver (similar to RAL 9006)		**5TG1760-2**
	Inserts	Page	
	• Loudspeaker outlet boxes		
	- single	13/8	**5TG2467-2**
	- double	13/8	**5TG2468-2**
	• HDMI connector		
	- white	13/6	**5TG2020-0**
	- gray	13/6	**5TG2020-1**
	• VGA connector		
	- white	13/6	**5TG2021-0**
	- gray	13/6	**5TG2021-1**
	• USB connector		
	- white	13/6	**5TG2022-0**
	- gray	13/6	**5TG2022-1**
	• USB-Double USB-charger, horizontal	13/7	**5TG2025-2**
 5TG1818	**Cover plates, for UAE outlet boxes** • for Inserts from Rutenbeck (Cat.3, Cat.5 and Cat.6) • for Inserts Cat.6 from BTR (E-DAT) • with 45° inclined outlet • for single and double • inclined outlet can be knocked out for 2 × 8		
	Versions		
	without labeling plate		
	• titanium white (similar to RAL 9010)		**5TG1818**
	• silver (similar to RAL 9006)		**5TG1765**
 5TG1821	with labeling field		
	• titanium white (similar to RAL 9010)		**5TG1821**
	• silver (similar to RAL 9006)		**5TG1767**
	Inserts	Page	
	• *UAE outlet boxes Cat.3 Rutenbeck*		
	- *1 x 8-pole*	13/2	**5TG2417**
	- *2 x 8-pole (8/8)*	13/2	**5TG2406**
	• *UAE outlet boxes, Cat.6e, STP Rutenbeck*		
	- *1 x 8-pole*	13/3	**5TG2026-1**
	- *2 x 8-pole (8/8)*	13/3	**5TG2026-2**
	• *UAE outlet boxes, Cat.6a, UTP Rutenbeck*		
	- *1 x 8-pole*	13/3	**5TG2027-1**
	- *2 x 8-pole (8/8)*	13/3	**5TG2027-2**
 5TG2056	**Cover plates, for Modular Jack support plate** Cover plates with shutter		
	Versions		
	• titanium white (similar to RAL 9010)		**5TG2056**
	• electrical white (RAL 1013)		**5TG2057**
	• soft black NEW		**5TG2056-0SB**
	Inserts	Page	
	Modular Jack support plate		
	• red	13/3	**5TG2078**
	• black	13/3	**5TG2080**
	• yellow	13/4	**5TG2081**
	• orange	13/3	**5TG2082**
	• blue	13/4	**5TG2083**
	• brown	13/4	**5TG2084**
	• green	13/4	**5TG2058**
	• transparent	13/4	**5TG2058-1**
	• white	13/5	**5TG2058-2**
	• gray	13/5	**5TG2058-3**
	• silver	13/5	**5TG2058-4**
	• beige	13/5	**5TG2098**
	Note	Page	
	• Intermediate frame required for insertion in devices, 55 mm x 55 mm (5TG1893)	5/4	**5TG1893**
	• Cutout frames necessary, see ...	5/4	

© Siemens 2023

	Version		Order No.
5TG1916	**Cover plates, inclined outlet** • for fiber-optic mounting plates • for screw fixing • titanium white (similar to RAL 9010)		**5TG1916**
	Note	Page	
	Cutout frames necessary, see ...	5/4	
	Mounting plates for "Cover plates, inclined outlet" For fiber-optic installation coupling		
 5TG1913	• 2 x "ST" AMP		**5TG1913**
5TG1914	• 2 x "SC"		**5TG1914**
5TG1915	• 2 x "SC Duplex" AMP		**5TG1915**

© Siemens 2023

Selection and ordering data

	Version		Order No.
	General information • Degree of protection: IP20 • Size of cover plates: 65 mm x 65 mm		
	Note		
	• The color silver is identical to aluminum metallic (i-system). • Third knockout holes		
 5TG1828-2	**Cover plates for TV/RF/SAT connection, 2-hole and 3-hole version**		
	Versions		
	• titanium white (similar to RAL 9010) • silver (similar to RAL 9006)		**5TG1828-2** **5TG1778-2**
	Inserts	Page	
	• *Aerial branch-circuit boxes* • *Aerial through-way boxes/ terminal boxes*	13/2 13/2	**5TG2485** **5TG2484**

Equipotential bonding

Selection and ordering data

	Version		Order No.
 5TG2564	**Socket outlets for equipotential bonding, double** • Size of cover plates: 55 mm x 55 mm • for screw fixing to DIN 42801 • for cables 1 x 6 mm^2 and 4 x 2,5 mm^2 • Screw terminals • titanium white (similar to RAL 9010)		**5TG2564**
	Note	Page	
	• For angled connector according to DIN 42801.		
	• Intermediate frame, for inserting devices with cover plate 55 mm x 55 mm must be used, titanium white, see ...	5/4	**5TG1893**

Surface-mounting enclosures

Selection and ordering data

	Version		Order No.
 5TG1825	**Surface-mounting enclosures** titanium white (similar to RAL 9010)		
	Versions		
	• single, 80 mm x 80 mm x 42,5 mm • double, 150 mm x 80 mm x 42,5 mm		**5TG1825** **5TG1826**

© Siemens 2023

Selection and ordering data

	Version		Order No.
5TG1911	**Module carriers, 1M** • for holding one m-system module • for screw fixing		
	Versions		
	• titanium white (similar to RAL 9010) • silver (similar to RAL 9006)		**5TG1911** **5TG1890**
	Note	Page	
	For module inserts see...	7/5	
 5TG1912	**Module carriers, 2M** • for holding two m-system modules • for screw fixing		
	Versions		
	• titanium white (similar to RAL 9010) • silver (similar to RAL 9006)		**5TG1912** **5TG1891**
	Note	Page	
	For module inserts see...	7/5	

© Siemens 2023

Selection and ordering data

	Version	Order No.
	General information • for screw and claw fixing • Degree of protection: IP20 • Size of cover plates: 65 mm x 65 mm	
	Note	
	the colour silver is identical to aluminum metallic (i-system)	
 5TG1810	**Blanking cover plates**	
	Versions	
	• titanium white (similar to RAL 9010) • silver (similar to RAL 9006)	**5TG1810** **5TG1770**
 5TG1807	**Outlet plates** with strain relief	
	Versions	
	• titanium white (similar to RAL 9010) • silver (similar to RAL 9006)	**5TG1807** **5TG1787**
 5TG9880-3	**LED light signals** • Supply voltage 90 ... 240 V AC, 50/60 Hz • Power consumption: 1 W • Can be fitted horizontally or vertically • Opaque-white	
	Versions	
	• white illuminated • blue illuminated • red illuminated • green illuminated	**5TG9880-3** **5TG9880-4** **5TG9880-5** **5TG9880-6**
	Note / Page	
	• Module carriers see... 7/4 • For Technical specifications, see ... 16/40	
 5TG2567	**Cover plates for flush-mounting control devices** • for screw fixing • 55 mm x 55 mm	
	Versions	
	• titanium white (similar to RAL 9010) - for 18,5 mm Ø - for 22,5 mm Ø (DIN 43696)	 **5TG2567** **5TG2568**
	• electrical white (RAL 1013) - for 18,5 mm Ø - for 22,5 mm Ø (DIN 43696)	 **5TG2597** **5TG2598**
	• yellow (similar to RAL 1018) - for 18,5 mm Ø - for 22,5 mm Ø (DIN 43696)	 **on Request** **5TG2908-2X**
	Note / Page	
	• Intermediate frames in matching colors must be ordered separately, see ... 5/4 • EMERGENCY-STOP pushbuttons, see www.siemens.com/product?3SU1	
 5TG4801	**Volume control** • 3 W, 27 Ω, mono • Axis diameter 4 mm • for loudspeaker systems • titanium white (similar to RAL 9010)	**5TG4801**

© Siemens 2023

Selection and ordering data

	Version	Order No.
Accessories for rockers		
5TG1894	**Labeling field inserts "Heating Switch"** (inscription in German) for rockers with labeling field	**5TG1894**
5TG7315	**LED light inserts, for switch and pushbutton inserts** For all rockers with windows	

Fluorescent color	Rated voltage	Power consumption in mA	Order No.
• red	AC 8 V	2	**5TG7315**
	AC 12 V	2	**5TG7316**
	AC 24 V	2	**5TG7317**
	AC 230 V	1	**5TG7353**
• orange			
- normal	AC 230 V	0,9	**5TG7333**
- strong	AC 230 V	1,0	**5TG7343**
• white	AC 230 V	1,1	**5TG7354**
• blue	AC 230 V	1,1	**5TG7355**

Note

- The LED light inserts cannot be used in all rocker color versions, since the rocker might be fitted with a colored window already.
- If using the LED light inserts together with energy-saving lamps or lights with conventional primary switching device, the LED may flicker slightly.

5TG7321

Glow lamps for switch and pushbutton inserts

Volume	Rated voltage	Power consumption in mA	Socket color	Order No.
weak	AC 230 V	0,18	white	**5TG7321**

Accessories for socket outlets

 5UH1084

Label sheets "SV" — **5UH1084**
- For marking the inserts
- 1 sheet contains 20 self-adhesive labels

5UH1085

Label sheets "ZSV" — **5UH1085**
- For marking the inserts
- 1 sheet contains 20 self-adhesive labels

5UH1086

Label sheets "WSV" — **5UH1086**
- For marking the inserts
- 1 sheet contains 20 self-adhesive labels

© Siemens 2023

	Version	Order No.
Accessories for dimmers		
5TG8330	**Spare fuses** T 4 H 250 V • For low-voltage dimmers for magnetic transformers (5TC8283) • For electronic potentiometers (5TC8424) • For speed regulating rheostats (5TC8604)	**5TG8330**
Spare parts		
5TG7304	**Spare glow lamp, for SCHUKO® socket outlets with status display** 1,5 mA, AC 230 V, 50 Hz	**5TG7304**
5UH1300	**Spare overvoltage protection modules** for SCHUKO® socket outlets with overvoltage protection Note: For Technical specifications, see ... Page: 16/11	**5UH1300**

© Siemens 2023

Notes

© Siemens 2023

6/2	Introduction
6/4	Frames
6/6	Switches and pushbuttons
6/10	Socket outlets
6/14	International plug-and-socket devices
6/15	Chargers
6/16	Shutter/blind controls
6/17	Lighting controls
6/19	Room temperature controllers
6/20	Communication
6/22	TV / RF / SAT
6/23	Surface-mounting enclosures
6/24	Module carriers for the m-system
6/25	Add-on devices
6/26	Accessories and spare parts

© Siemens 2023

Overview

Colors and designs of the DELTA style product range

titanium white

platinum metallic

chocolate

anthracite cosso

malt gold

© Siemens 2023

Technical design of the DELTA style product range



© Siemens 2023

Selection and ordering data

Version	Order No.
General information • For horizontal and vertical mounting • Degree of protection: IP20	
Note / Page	
• Degree of protection IP44 for rockers can be achieved using the IP44 set of seals, for rockers, see ... 6/26	**5TG4324**
• Degree of protection IP44 for SCHUKO® socket outlets with hinged lid can be achieved using an IP44 seal, for socket outlets see ... 6/27	**5TG4318**
Frames, 82-mm	
Versions	
• titanium white (similar to RAL 9010)	
- single, 82 mm x 82 mm	**5TG1321**
- double, 153 mm x 82 mm	**5TG1322**
- triple, 224 mm x 82 mm	**5TG1323**
- quadruple, 295 mm x 82 mm	**5TG1324**
- quintuple, 366 mm x 82 mm	**5TG1325**
• platinum metallic (similar to RAL 9007)	
- single, 82 mm x 82 mm	**5TG1321-1**
- double, 153 mm x 82 mm	**5TG1322-1**
- triple, 224 mm x 82 mm	**5TG1323-1**
- quadruple, 295 mm x 82 mm	**5TG1324-1**
- quintuple, 366 mm x 82 mm	**5TG1325-1**
• chocolate NEW	
- single, 82 mm x 82 mm	**5TG1321-0CH**
- double, 153 mm x 82 mm	**5TG1322-0CH**
- triple, 224 mm x 82 mm	**5TG1323-0CH**
- quadruple, 295 mm x 82 mm	**5TG1324-0CH**
- quintuple, 366 mm x 82 mm	**5TG1325-0CH**
• anthracite cosso NEW	
- single, 82 mm x 82 mm	**5TG1321-0AC**
- double, 153 mm x 82 mm	**5TG1322-0AC**
- triple, 224 mm x 82 mm	**5TG1323-0AC**
- quadruple, 295 mm x 82 mm	**5TG1324-0AC**
- quintuple, 366 mm x 82 mm	**5TG1325-0AC**
• malt gold (similar to RAL 1036) NEW	
- single, 82 mm x 82 mm	**5TG1321-0MG**
- double, 153 mm x 82 mm	**5TG1322-0MG**
- triple, 224 mm x 82 mm	**5TG1323-0MG**
- quadruple, 295 mm x 82 mm	**5TG1324-0MG**
- quintuple, 366 mm x 82 mm	**5TG1325-0MG**

5TG1321

© Siemens 2023

	Version	Order No.
5TG1326	**Intermediate frames, 68-mm**	
	Versions	
	• titanium white (similar to RAL 9010)	
	- For inserting devices with cover plate 51 mm x 51 mm	**5TG1326**
	- For inserting devices with cover plate 55 mm x 55 mm	**5TG1327**
	- For inserting devices with cover plate 65 mm x 65 mm	**5TG1328**
	• platinum metallic (similar to RAL 9007)	
	- For inserting devices with cover plate 51 mm x 51 mm	**5TG1326-1**
	- For inserting devices with cover plate 55 mm x 55 mm	**5TG1327-1**
	- For inserting devices with cover plate 65 mm x 65 mm	**5TG1328-1**
	• chocolate NEW	
	- For inserting devices with cover plate 51 mm x 51 mm	**5TG1326-0CH**
	- For inserting devices with cover plate 55 mm x 55 mm	**5TG1327-0CH**
	- For inserting devices with cover plate 65 mm x 65 mm	**5TG1328-0CH**
 5TG1327	• anthracite cosso NEW	
	- For inserting devices with cover plate 51 mm x 51 mm	**5TG1326-0AC**
	- For inserting devices with cover plate 55 mm x 55 mm	**5TG1327-0AC**
	- For inserting devices with cover plate 65 mm x 65 mm	**5TG1328-0AC**
	• malt gold (similar to RAL 1036) NEW	
	- For inserting devices with cover plate 51 mm x 51 mm	**5TG1326-0MG**
	- For inserting devices with cover plate 55 mm x 55 mm	**5TG1327-0MG**
	- For inserting devices with cover plate 65 mm x 65 mm	**5TG1328-0MG**
5TG1328		

© Siemens 2023

Selection and ordering data

	Version		Order No.
	General information • size of rockers: 68 mm x 68 mm • Degree of protection: IP20		
	Note	Page	
	• Degree of protection IP44 for rockers can be achieved using the IP44 set of seals, for rockers, see ...	6/26	**5TG4324**
	• For extension claws, see ...	9/12	**5TG2498**
 5TG7141	**Rockers, neutral**		
	Versions		
	• titanium white (similar to RAL 9010)		**5TG7141**
	• platinum metallic (similar to RAL 9007)		**5TG7141-1**
	• chocolate NEW		**5TG7141-0CH00**
	• anthracite cosso NEW		**5TG7141-0AC00**
	• malt gold (similar to RAL 1036) NEW		**5TG7141-0MG00**
	Inserts	Page	
	• *Universal switches*	9/2	**5TA2156**
	• *Intermediate switches*	9/2	**5TA2117**
	• *ON/OFF switches, 1-pole*	9/3	**5TA2151**
	• *Pushbuttons, 1 NO contact*	9/6	**5TD2120**
	• *Pushbuttons, 1 CO contact*	9/7	**5TD2123**
 5TG7144	**Rockers, with "Bell" symbol**		
	Versions		
	• titanium white (similar to RAL 9010)		**5TG7144**
	• platinum metallic (similar to RAL 9007)		**5TG7144-1**
	• chocolate NEW		**5TG7141-0CH10**
	• anthracite cosso NEW		**5TG7141-0AC10**
	• malt gold (similar to RAL 1036) NEW		**5TG7141-0MG10**
	Inserts	Page	
	• *Pushbuttons, 1 NO contact*	9/6	**5TD2120**
	• *Pushbuttons, 1 CO contact*	9/7	**5TD2123**
 5TG7148	**Rockers, with "Door Opener" symbol**		
	Versions		
	• titanium white (similar to RAL 9010)		**5TG7148**
	• platinum metallic (similar to RAL 9007)		**5TG7148-1**
	Inserts	Page	
	• *Pushbuttons, 1 NO contact*	9/6	**5TD2120**
	• *Pushbuttons, 1 CO contact*	9/7	**5TD2123**
 5TG7142	**Rockers, with "I/O" symbols**		
	Versions		
	• titanium white (similar to RAL 9010)		**5TG7142**
	• platinum metallic (similar to RAL 9007)		**5TG7142-1**
	• chocolate NEW		**5TG7141-0CH40**
	• anthracite cosso NEW		**5TG7141-0AC40**
	• malt gold (similar to RAL 1036) NEW		**5TG7141-0MG40**
	Inserts	Page	
	• *ON/OFF switches, 2-pole, 10 A*	9/3	**5TA2112**
	• *ON/OFF switches, 2-pole, 16 A*	9/4	**5TA2162**
	• *ON/OFF switches, 3-pole, 16 A*	9/4	**5TA2153**

© Siemens 2023

	Version		Order No.
5TG7140	**Rockers, with window**		
	Versions		
	• titanium white (similar to RAL 9010)		**5TG7140**
	• platinum metallic (similar to RAL 9007)		**5TG7140-1**
	• chocolate NEW		**5TG7141-0CH01**
	• anthracite cosso NEW		**5TG7141-0AC01**
	• malt gold (similar to RAL 1036) NEW		**5TG7141-0MG01**
	Inserts	Page	
	• *Control switch, for ON/OFF switching*	9/4	**5TA2150**
	• *Control switch, for two-way switching*	9/5	**5TA2108**
	• *Pushbuttons, 1 CO contact*	9/7	**5TD2123**
	• *Pushbuttons, 1 NO contact, with separate neutral terminal*	9/7	**5TD2116**
	• *Pushbuttons, 1 NO contact*	9/6	**5TD2120**
	• *Pushbuttons, 1 CO contact, with separate neutral terminal*	9/8	**5TD2117**
	• *Pushbuttons, with separate check-back indication*	9/8	**5TD2114**
	• *Universal switches*	9/2	**5TA2156**
	• *Intermediate switches*	9/2	**5TA2117**
	• *ON/OFF switches, 1-pole*	9/3	**5TA2151**
	Note	Page	
	LED light inserts, see ...	6/27	
5TG7141-0TW20	**Rockers, with "Light" symbol** NEW		
	Versions		
	• titanium white (similar to RAL 9010)		**5TG7141-0TW20**
	• platinum metallic (similar to RAL 9007)		**5TG7141-0PM20**
	• chocolate		**5TG7141-0CH20**
	• anthracite cosso		**5TG7141-0AC20**
	• malt gold (similar to RAL 1036)		**5TG7141-0MG20**
5TG7146	**Rockers, with "Light" symbol and window**		
	Versions		
	• titanium white (similar to RAL 9010)		**5TG7146**
	• platinum metallic (similar to RAL 9007)		**5TG7146-1**
	• chocolate NEW		**5TG7141-0CH21**
	• anthracite cosso NEW		**5TG7141-0AC21**
	• malt gold (similar to RAL 1036) NEW		**5TG7141-0MG21**
	Inserts	Page	
	• *Control switch, for ON/OFF switching*	9/4	**5TA2150**
	• *Control switch, for two-way switching*	9/5	**5TA2108**
	• *Pushbuttons, 1 NO contact, with separate neutral terminal*	9/7	**5TD2116**
	• *Pushbuttons, 1 NO contact*	9/6	**5TD2120**
	• *Pushbuttons, 1 CO contact, with separate neutral terminal*	9/8	**5TD2117**
	• *Pushbuttons, with separate check-back indication*	9/8	**5TD2114**
	• *Universal switches*	9/2	**5TA2156**
	• *Intermediate switches*	9/2	**5TA2117**
	• *ON/OFF switches, 1-pole*	9/3	**5TA2151**
	Note	Page	
	LED light inserts, see ...	6/27	
5TG7156	**Rockers, with labeling field**		
	Versions		
	• titanium white (similar to RAL 9010)		**5TG7156**
	• platinum metallic (similar to RAL 9007)		**5TG7156-1**
	Inserts	Page	
	• *Universal switches*	9/2	**5TA2156**
	• *Intermediate switches*	9/2	**5TA2117**
	• *ON/OFF switches, 1-pole*	9/3	**5TA2151**
	• *Pushbuttons, 1 NO contact*	9/6	**5TD2120**
	• *Pushbuttons, 1 CO contact*	9/7	**5TD2123**
	Note	Page	
	For the rocker, with labeling field, the 5TG1 305 sheet of pictographs for single rocker must be ordered separately, see ...	6/26	**5TG1305**
5TG7150	**Rockers, with "Bell" symbol and labeling field and window**		
	Versions		
	• titanium white (similar to RAL 9010)		**5TG7150**
	• platinum metallic (similar to RAL 9007)		**5TG7150-1**
	Inserts	Page	
	• *Pushbuttons, 1 NO contact*	9/6	**5TD2120**
	• *Pushbuttons, 1 CO contact*	9/7	**5TD2123**
	Note	Page	
	LED light inserts, see ...	6/27	

© Siemens 2023

6

	Version		Order No.
5TG7155	**Rockers, with labeling field and window**		
	Versions		
	• titanium white (similar to RAL 9010)		**5TG7155**
	• platinum metallic (similar to RAL 9007)		**5TG7155-1**
	Inserts	Page	
	• *Control switch, for ON/OFF switching*	9/4	**5TA2150**
	• *Control switch, for two-way switching*	9/5	**5TA2108**
	• *Universal switches*	9/2	**5TA2156**
	• *Intermediate switches*	9/2	**5TA2117**
	• *ON/OFF switches, 1-pole*	9/3	**5TA2151**
	• *Pushbuttons, 1 NO contact*	9/6	**5TD2120**
	• *Pushbuttons, 1 NO contact, with separate neutral terminal*	9/7	**5TD2116**
	• *Pushbuttons, 1 CO contact, with separate neutral terminal*	9/8	**5TD2117**
	• *Pushbuttons, with separate check-back indication*	9/8	**5TD2114**
5TG1316	Note	Page	
	• Switches with pilot lamp for ON/OFF switching (5TA2150) can be used heating switch. The required 5TG1316 labeling field insert "Heating Switch" must be ordered separately, see ...	6/26	**5TG1316**
	• For delay timers and timers, the 5TG1 305 sheet of pictographs for single rocker must be ordered separately, see ...	6/26	**5TG1305**
	• *LED light inserts, see ...*	6/27	
5TG7145	**Rockers, double, neutral**		
	Versions		
	• titanium white (similar to RAL 9010)		**5TG7145**
	• platinum metallic (similar to RAL 9007)		**5TG7145-1**
	• chocolate NEW		**5TG7145-0CH00**
	• anthracite cosso NEW		**5TG7145-0AC00**
	• malt gold (similar to RAL 1036) NEW		**5TG7145-0MG00**
	Inserts	Page	
	• *Double two-way switches*	9/5	**5TA2118**
	• *Two-circuit switches*	9/6	**5TA2155**
	• *Pushbuttons, double, 1 NO contact, 1 CO contact*	9/8	**5TD2115**
	• *Pushbuttons, double, 2 NO contacts*	9/9	**5TD2111**
5TG7143	**Rockers, double, with Up/Down symbols**		
	Versions		
	• titanium white (similar to RAL 9010)		**5TG7143**
	• platinum metallic (similar to RAL 9007)		**5TG7143-1**
	• chocolate NEW		**5TG7143-0CH00**
	• anthracite cosso NEW		**5TG7143-0AC00**
	• malt gold (similar to RAL 1036) NEW		**5TG7143-0MG00**
	Inserts	Page	
	• *Shutter/blind switches, with electrical and mechanical interlock*	11/2	**5TA2154**
	• *Shutter/blind switches, with electrical interlock*	11/2	**5TA2114**
5TG7158	**Rockers, double, with window**		
	Versions		
	• titanium white (similar to RAL 9010)		**5TG7158**
	• platinum metallic (similar to RAL 9007)		**5TG7158-1**
	• chocolate NEW		**5TG7145-0CH01**
	• anthracite cosso NEW		**5TG7145-0AC01**
	• malt gold (similar to RAL 1036) NEW		**5TG7145-0MG01**
	Inserts	Page	
	• *Two-circuit switches*	9/6	**5TA2155**
	• *Pushbuttons, double, 2 NO contacts*	9/9	**5TD2111**

© Siemens 2023

	Version		Order No.
5TG7157	**Rockers, double, with labeling field and window**		
	Versions		
	• titanium white (similar to RAL 9010) • platinum metallic (similar to RAL 9007)		**5TG7157** **5TG7157-1**
	Inserts	Page	
	• *Two-circuit switches* • *Pushbuttons, double, 2 NO contacts*	9/6 9/9	**5TA2155** **5TD2111**
	Note	Page	
	5TG1306 *sheet of pictographs* for rocker, double, must be ordered separately, see ...	6/26	**5TG1306**
5TG7151	**Rockers, with pull actuation** Cord approx. 2 m		
	Versions		
	• titanium white (similar to RAL 9010) • platinum metallic (similar to RAL 9007)		**5TG7151** **5TG7151-1**
	Inserts	Page	
	• *Pushbuttons, 1 NO contact* • *Pushbuttons, 1 CO contact*	9/6 9/7	**5TD2120** **5TD2123**
5TG4830	**Hotel card switches, with lighting** • Includes white LED light insert (5TG7354) • for cards up to 54 mm x 85 mm, 0.7 to 1.0 mm thick • for screw and claw fixing • Insertion of a card controls a mechanical contact		
	Versions		
	• titanium white (similar to RAL 9010) • platinum metallic (similar to RAL 9007) • chocolate NEW • anthracite cosso NEW • malt gold (similar to RAL 1036) NEW		**5TG4830** **5TG4830-1** **5TG4830-0CH** **5TG4830-0AC** **5TG4830-0MG**
5TD2863	**Service switches, double** • mechanical interlocking • Imprint in English: "DO NOT DISTURB" and "MAKE UP ROOM"		
	Versions		
	• titanium white (similar to RAL 9010) • platinum metallic (similar to RAL 9007)		**5TD2863** **5TD2863-1**
	Note		
	The service switch can also be used as a supplement to the service display.		
	Service displays	Page	
5TD2862	• titanium white (similar to RAL 9010) • platinum metallic (similar to RAL 9007)	6/25 6/25	**5TD2862** **5TD2862-1**

© Siemens 2023

Selection and ordering data

	Version		Order No.
	General information • for screw and claw fixing • Socket outlets SCHUKO®: 16 A, AC 250 V; 10 A, DC 250 V • live parts of inserts are covered by molded plastic • with self-retracting claws • The screwless terminals are connecting terminals for Cu and aluminum conductors up to 2,5 mm^2 • Degree of protection: IP20 • Size of cover plates: 68 mm x 68 mm		
	Note	Page	
	For extension claws, see ...	9/12	**5TG2498**
 5UB1853	**SCHUKO® socket outlets**		
	Versions		
	• titanium white (similar to RAL 9010) - with claws - without claws for hollow-wall mounting		 **5UB1853** **5UB1853-0KK**
	• platinum metallic (similar to RAL 9007) • chocolate NEW • anthracite cosso NEW • malt gold (similar to RAL 1036) NEW		**5UB1853-1** **5UB1853-0CH01** **5UB1853-0AC01** **5UB1853-0MG01**
	• green (similar to RAL 6018) - without labeling - use e.g. for SV[1)]		**5UB1851**
	• orange (similar to RAL 2004) - without labeling - use e.g. for ZSV[2)]		**5UB1850**
	• red (similar to RAL 3003) - without labeling - use e.g. for WSV[3)]		**5UB1828**
	Note	Page	
	Label sheets for marking the inserts, see ...	6/27	
	Footnote		
	[1)] SV: Safety power supply (AEV) [2)] ZSV: Additional safety power supply (BEV) [3)] WSV: Other safety power supply		
 5UB1855	**SCHUKO® socket outlets, with increased touch protection**		
	Versions		
	• titanium white (similar to RAL 9010) - with claws - without claws for hollow-wall mounting		 **5UB1855** **5UB1855-0KK**
	• platinum metallic (similar to RAL 9007) • chocolate NEW • anthracite cosso NEW • malt gold (similar to RAL 1036) NEW		**5UB1855-1** **5UB1855-0CH01** **5UB1855-0AC01** **5UB1855-0MG01**
	• green (similar to RAL 6018) - without labeling - use e.g. for SV[1)]		**5UB1835**
	• orange (similar to RAL 2004) - without labeling - use e.g. for ZSV[2)]		**5UB1836**
	• red (similar to RAL 3003) - without labeling - use e.g. for WSV[3)]		**5UB1837**
	Note	Page	
	Label sheets for marking the inserts, see ...	6/27	
	Footnote		
	[1)] SV: Safety power supply (AEV) [2)] ZSV: Additional safety power supply (BEV) [3)] WSV: Other safety power supply		
 5UB1825	**SCHUKO® socket outlets, with imprint "EDV"**		
	Versions		
	• titanium white (similar to RAL 9010) • platinum metallic (similar to RAL 9007)		**5UB1825** **5UB1825-1**

© Siemens 2023

	Version		Order No.
5UB1826	**SCHUKO® socket outlets, with "SV" imprint[1)]** green (similar to RAL 6018)		**5UB1826**
	Footnote		
	[1)] SV: Safety power supply (AEV)		
5UB1827	**SCHUKO® socket outlets, with "ZSV" imprint[1)]** orange (similar to RAL 2004)		**5UB1827**
	Footnote		
	[1)] ZSV: Additional safety power supply (BEV)		
5UB1844	**SCHUKO® socket outlets, with status display**		
	Versions		
	• titanium white (similar to RAL 9010) • platinum metallic (similar to RAL 9007)		**5UB1844** **5UB1844-1**
	• green (similar to RAL 6018) (SV)[1)] • orange (similar to RAL 2004) (ZSV)[2)]		**5UB1845** **5UB1846**
	Note	Page	
	• *Spare glow lamp, for SCHUKO® socket outlets with status display* (5TG7304), see ... • *Label sheets for marking the inserts, see ...* • For Technical specifications, see ...	6/27 6/27 16/11	
	Footnote		
	[1)] SV: Safety power supply (AEV) [2)] ZSV: Additional safety power supply (BEV)		
5UB1857	**SCHUKO® socket outlets, with increased touch protection and labeling field**		
	Versions		
	• titanium white (similar to RAL 9010) • platinum metallic (similar to RAL 9007)		**5UB1857** **5UB1857-1**
	• green (similar to RAL 6018) - without labeling - use e.g. for SV[1)]		**5UB1815**
	• orange (similar to RAL 2004) - without labeling - use e.g. for ZSV[2)]		**5UB1816**
	• red (similar to RAL 3003) - without labeling - use e.g. for WSV[3)]		**5UB1856**
	Note	Page	
	Label sheets for marking the inserts, see ...	6/27	
	Footnote		
	[1)] SV: Safety power supply (AEV) [2)] ZSV: Additional safety power supply (BEV) [3)] WSV: Other safety power supply		
5UB1854	**SCHUKO® socket outlets, with increased touch protection, status display and labeling field**		
	Versions		
	• titanium white (similar to RAL 9010) • platinum metallic (similar to RAL 9007)		**5UB1854** **5UB1854-1**
	Note	Page	
	• *Spare glow lamp* 5TG7304, see ... • For Technical specifications, see ...	6/27 16/11	**5TG7304**

© Siemens 2023

Socket outlets

	Version		Order No.
5UB1858	**SCHUKO® socket outlets, with increased touch protection, overvoltage protection, function indication and labeling field**		
	Versions		
	• titanium white (similar to RAL 9010) • platinum metallic (similar to RAL 9007)		**5UB1858** **5UB1858-1**
	Note	Page	
	• *Spare overvoltage protection module 5UH1300, see ...* • For Technical specifications, see ...	6/27 16/11	**5UH1300**

Socket outlets with hinged lid

5UB1852	**SCHUKO® socket outlets, with hinged lid**		
	Versions		
	• titanium white (similar to RAL 9010) • platinum metallic (similar to RAL 9007) • chocolate NEW • anthracite cosso NEW • malt gold (similar to RAL 1036) NEW		**5UB1852** **5UB1852-1** **5UB1852-0CH01** **5UB1852-0AC01** **5UB1852-0MG01**
	• green (similar to RAL 6018) - without labeling - use e.g. for SV[1)]		**5UB1838**
	• orange (similar to RAL 2004) - without labeling - use e.g. for ZSV[2)]		**5UB1840**
	• red (similar to RAL 3003) - without labeling - use e.g. for WSV[3)]		**5UB1841**
	Note	Page	
	Degree of protection IP44 for SCHUKO® socket outlets with hinged lid can be achieved using an IP44 seal, for socket outlets, see ...	6/27	**5TG4318**
	Label sheets for marking the inserts, see ...	6/27	
	Footnote		
	[1)] SV: Safety power supply (AEV) [2)] ZSV: Additional safety power supply (BEV) [3)] WSV: Other safety power supply		
5UB1842	**SCHUKO® socket outlets, with hinged lid and increased touch protection**		
	Versions		
	• titanium white (similar to RAL 9010) • platinum metallic (similar to RAL 9007) • chocolate NEW • anthracite cosso NEW • malt gold (similar to RAL 1036) NEW		**5UB1842** **5UB1842-1** **5UB1842-0CH01** **5UB1842-0AC01** **5UB1842-0MG01**
	Note	Page	
	Degree of protection IP44 for SCHUKO® socket outlets with hinged lid can be achieved using an IP44 seal, for socket outlets, see ...	6/27	**5TG4318**
5UB1843	**SCHUKO® socket outlets, with hinged lid and increased touch protection and labeling field**		
	Versions		
	• titanium white (similar to RAL 9010) • platinum metallic (similar to RAL 9007)		**5UB1843** **5UB1843-1**
	Note	Page	
	IP44 protection for *SCHUKO® socket outlets, with a hinged lid* can be achieved with the 5TG4318 seal, see ...	6/27	**5TG4318**
5UB1847	**SCHUKO® socket outlets, with hinged lid and increased touch protection, status display and labeling field**		
	Versions		
	• titanium white (similar to RAL 9010) • platinum metallic (similar to RAL 9007)		**5UB1847** **5UB1847-1**
	Note	Page	
	IP44 protection for *SCHUKO® socket outlets, with a hinged lid* can be achieved with the 5TG4318 seal, see ...	6/27	**5TG4318**

© Siemens 2023

	Version	Order No.
5TG1340	**Cover plates, with hinged lid** For modification of SCHUKO® socket outlets	
	Versions	
	• titanium white (similar to RAL 9010) • platinum metallic (similar to RAL 9007)	**5TG1340** **5TG1340-1**
Schuko® with double USB charger		
5UB1870-0TW01	**SCHUKO® socket outlets with double USB charger** • Nominal input voltage: AC 100 ... 250 V, 50/60 Hz • Nominal output voltage: 5 V DC • DC output: 2 x USB type A socket • Maximum output current: 2400 mA (via a USB connection) • Current per socket: 1200 mA (when using both USB) • Standby mode: < 0.2 W • Safety: short circuit protection, overheating protection, increased protection	
	Versions	
	• titanium white (similar to RAL 9010) • platinum metallic (similar to RAL 9007) • chocolate NEW • anthracite cosso NEW • malt gold (similar to RAL 1036) NEW	**5UB1870-0TW01** **5UB1870-0PM01** **5UB1870-0CH01** **5UB1870-0AC01** **5UB1870-0MG01**

1) Cover plates must be ordered separately.

© Siemens 2023

Selection and ordering data

	Version	Order No.
5UB5500-5KK	**Socket outlets** NEW • for claw fixing • French standard	**5UB5500-5KK**
5UH1277-2TW	**Covers for 5UB5500-5KK** NEW • French standard	
	Versions	
	• titanium white (similar to RAL 9010)	**5UH1277-2TW**
	• platinum metallic (similar to RAL 9007)	**5UH1277-2AM**
	• chocolate	**5UH1277-2CM**
	• anthracite cosso	**5UH1277-2SB**
	• malt gold (similar to RAL 1036)	**5UH1277-2MG**
	General information • for screw and claw fixing • Size of cover plates: 68 mm x 68 mm	
5UB1368	**Socket outlets, according to American standard C 73** • 15 A, AC 125 V • With central plate 51 mm x 51 mm and intermediate frame • Screw terminals	
	Versions	
	• titanium white (similar to RAL 9010)	**5UB1368**
	Socket outlets, NEMA • in i-system design • 2-pole (2P + E) • NEMA 5-20R • 20 A, AC 125 V • For 58 series mounting boxes • For screw fixing only • titanium white (similar to RAL 9010)	
	Versions	
5UB1534	• without hinged lid	**5UB1534**
5UB1535	• with hinged lid	**5UB1535**
	Note	
	The NEMA socket outlet and NEMA socket outlet with hinged lid can only be used with the DELTA style product range if used together with an intermediate frame, 68 mm, for inserting devices with cover plate 55 mm x 55 mm, titanium white.	**5TG1327**

© Siemens 2023

	Version	Order No.
Chargers		
	USB-Double USB-charger • for devices connected via USB 2.0 type A plugs • charging of 2 devices at the same time possible • Output rated voltage: DC 5 V • Maximum output current: 1 x 2100 mA, 2 x 1050 mA • DC output: 2 x USB type A female	
 5TG2025-2	• suitable for I-system, DELTA profil and DELTA style ranges • Input rated voltage: AC 100 ... 240 V, 50/60 Hz • horizontal mounting	**5TG2025-2**
	Matching Cover plates	
	• titanium white (similar to RAL 9010) • platinum metallic (similar to RAL 9007) • chocolate NEW • anthracite cosso NEW • malt gold (similar to RAL 1036) NEW	**5TG1342** **5TG1342-1** **5TG1342-0CH** **5TG1342-0AC** **5TG1342-0MG**
 5TG2025-3	• suitable for I-system, DELTA profil and DELTA style ranges • Input rated voltage: AC 100 ... 350 V, 50/60 Hz • vertical mounting	**5TG2025-3**
	Matching Cover plates	
	• titanium white (similar to RAL 9010) • platinum metallic (similar to RAL 9007)	**5TG1378-0TW** **5TG1378-0PM**

© Siemens 2023

Shutter/blind controls

Selection and ordering data

	Version		Order No.
	General information • for screw and claw fixing • Degree of protection: IP20 • size of rockers: 68 mm x 68 mm		
 5TG7143	**Rockers, double, with Up/Down symbols**		
	Versions		
	• titanium white (similar to RAL 9010) • platinum metallic (similar to RAL 9007) • chocolate NEW • anthracite cosso NEW • malt gold (similar to RAL 1036) NEW		**5TG7143** **5TG7143-1** **5TG7143-0CH00** **5TG7143-0AC00** **5TG7143-0MG00**
	Inserts	Page	
	• *Shutter/blind switches, with electrical and mechanical interlock* • *Shutter/blind switches, with electrical interlock*	11/2 11/2	**5TA2154** **5TA2114**
 5TG1360	**Cover plates, with Up/Down symbols, for shutter/blind knoboperated switch**		
	Versions		
	• titanium white (similar to RAL 9010) • platinum metallic (similar to RAL 9007)		**5TG1360** **5TG1360-1**
	Inserts	Page	
	Shutter/blind knoboperated switch • *1-pole* • *2-pole*	 11/2 11/2	 **5TA7692** **5TA7693**
 5TC1337	**Sys shutter/blind pushbuttons**		
	Versions		
	• titanium white (similar to RAL 9010) • platinum metallic (similar to RAL 9007)		**5TC1337** **5TC1337-0PM**
	Inserts	Page	
	Sys shutter/blind control inserts	11/3	**5TC1231**
	Note	Page	
	• For a more detailed explanation of the sys shutter/blind pushbutton, see ... • For Technical specifications, see ...	16/25 16/28	
Flush-mounting isolating relays			
	General information • Relay for the control of several shutters or blinds • Locking against simultaneous actuation of central and individual controls • Priority switching of the central command • the switching time between UP and DOWN commands must be at least 0.5 s • Only for in-phase operation • 8 A (AC1) or 3 A (ind.), AC 230 V, 50 Hz		
 5TC1270	**Shutter/blind control flush-mounting isolating relays** • Double, with individual control • Two motors can be controlled per isolating relay, even if further isolating relays are connected downstream • Option for individual control of connected motors over shutter/blind pushbutton (e.g. 5TA2114)		**5TC1270**
	Note	Page	
	• For Technical specifications, see ... • Download the operating and mounting instructions from: http://support.automation.siemens.com/ww/view/de/5tc1270/all	16/32	
 5TC1271	**Shutter/blind control flush-mounting isolating relays, compact** • A maximum of two motors can be connected per compact isolating relay, whereby the drive connected to the marked motor terminals can also be individually controlled over a shutter/blind pushbutton • If cascaded, a motor can be connected to each compact isolating relay, which can also be individually controlled over a shutter/blind pushbutton • The isolating relay is to be installed into a surface-mounting or flush-mounting box to ensure an adequate degree of protection		**5TC1271**
	Note	Page	
	• For Technical specifications, see ... • Download the operating and mounting instructions from: http://support.automation.siemens.com/ww/view/de/5tc1271/all	16/32	

© Siemens 2023

Selection and ordering data

	Version	Order No.
	General information • for screw and claw fixing • Degree of protection: IP20 • Size of cover plates: 68 mm x 68 mm	
Motion detector		
 5TC1585 5TC1586	**Motion detector with pushbutton** NEW Versions • Master • Extension insert Technical Data • Supply voltage AC 230 V, 50/60 Hz • Switching load - Incandescent/halogen 2300 W - Compact/fluorescent lamps 1150 VA - LED-Lamps < 2 W: type 40 W, > 2 W: type 450 W • Installation height 0,8 ... 1,2 m • Detection angle 170° • Emission angle: +15 ... -30° • Detection area - across 14 x 17 m - frontal 12 x 10 m • Lighting time delay: 10 s ... 30 Min. • Brightness setting range: 5 ... 1000 Lux • night operation, day/night operation • Degree of protection: IP20 Note / Page • Required for use with DELTA style, *intermediate frames 55 mm x 55 mm* — 6/5	 **5TC1585** **5TC1586**
 5TG6278-5TW00	**Adapter frame for Motion detector 5TC158x** NEW The required adapter frame must be ordered Versions • titanium white (similar to RAL 9010) • platinum metallic (similar to RAL 9007) • chocolate • anthracite cosso • malt gold (similar to RAL 1036)	 **5TG6278-5TW00** **5TG6278-5PM00** **5TG6278-5CH00** **5TG6278-5AC00** **5TG6278-5MG00**
 5TG1327	**Intermediate frames 55 mm x 55 mm for DELTA style** Required for use with DELTA style, intermediate frames (5TG1327..) Versions • titanium white (similar to RAL 9010) • platinum metallic (similar to RAL 9007) • chocolate NEW • anthracite cosso NEW • malt gold (similar to RAL 1036) NEW	 **5TG1327** **5TG1327-1** **5TG1327-0CH** **5TG1327-0AC** **5TG1327-0MG**

© Siemens 2023

Rotary dimmers

5TC8912

Cover plates with rotary button, for dimmers

Versions	Order No.
• titanium white (similar to RAL 9010) • platinum metallic (similar to RAL 9007) • chocolate NEW • anthracite cosso NEW • malt gold (similar to RAL 1036) NEW	**5TC8912** **5TC8912-1** **5TC8912-0CH** **5TC8912-0AC** **5TC8912-0MG**

Symbol	Inserts	Page	Order No.
R, L	*Low-voltage dimmers, for magnetic transformers,* *50 ... 600 W,* *25 ... 500 VA,* *for two-way switching*	9/9	**5TC8283**
R, L LED	*Low voltage LED dimmers* *60 W* *6 ... 120 W,* *for two-way switching*	9/9	**5TC8263**
R, C	*Low-voltage dimmers, for electronic transformers,* *60 ... 800 W,* *60 ... 800 VA,* *for two-way switching*	9/10	**5TC8258**

© Siemens 2023

Selection and ordering data

	Version		Order No.
5TC9774-4PM00	**Room temperature controllers** • Input rated voltage: AC 230 V, 50 Hz • 1 CO contact - Switching capacity NC: AC 230 V / 10 A, NO: AC 230 V, 5 A • Sensor type: bimetal type 1C • Operating temp.: 5 to 30 °C		
	Versions		
	• polarwhite (similar to RAL 9016) • platinum metallic (similar to RAL 9007) • chocolate NEW • anthracite cosso NEW		**5TC9774-4WH00** **5TC9774-4PM00** **5TC9774-4CH00** **5TC9774-4AC00**
	Note	Page	
	Required for use with DELTA style intermediate frames		
	• titanium white • platinum metallic	6/5 6/5	**5TG1327** **5TG1327-1**
5TC9774-5WH00	**Underfloor heating thermostat** • Input rated: AC 230 V, 50 Hz • Sensor: external or internal and external (monitor) • Switching capacity: AC 230 V,16 A • Sensor type: bimetal type 1C • Operating temp: 10 ... 50 °C (Skala 1 ... 5)		
	Versions		
	• polarwhite (similar to RAL 9016) • platinum metallic (similar to RAL 9007) • chocolate NEW • anthracite cosso NEW		**5TC9774-5WH00** **5TC9774-5PM00** **5TC9774-5CH00** **5TC9774-5AC00**
	Note	Page	
	Required for use with DELTA style intermediate frames necessary		
	• titanium white • platinum metallic	6/5 6/5	**5TG1327** **5TG1327-1**

© Siemens 2023

Selection and ordering data

	Version		Order No.
	General information • Degree of protection: IP20 • Size of cover plates: 68 mm x 68 mm		
 5TG1342	**Cover plates, for Inserts**		
	Versions		
	• titanium white (similar to RAL 9010) • platinum metallic (similar to RAL 9007) • chocolate NEW • anthracite cosso NEW • malt gold (similar to RAL 1036) NEW		**5TG1342** **5TG1342-1** **5TG1342-0CH** **5TG1342-0AC** **5TG1342-0MG**
	Inserts	Page	
	• *Loudspeaker outlet boxes* - *single* - *double*	 13/8 13/8	 **5TG2467-2** **5TG2468-2**
	• *HDMI-Connector* - *white* - *gray*	 13/6 13/6	 **5TG2020-0** **5TG2020-1**
	• *VGA-Connector* - *white* - *gray*	 13/6 13/6	 **5TG2021-0** **5TG2021-1**
	• *USB-Connector* - *white* - *gray*	 13/6 13/6	 **5TG2022-0** **5TG2022-1**
	• *USB-Double USB-charger*	13/7	**5TG2025-2**
	Cover plates, for UAE outlet boxes • for Inserts from Rutenbeck (Cat.3, Cat.5 and Cat.6) • for Inserts Cat.6 from BTR (E-DAT) • with 45° inclined outlet • for single and double • Inclined outlet can be knocked out for 2 × 8		
	Versions		
 5TG1394	without labeling plate • titanium white (similar to RAL 9010) • platinum metallic (similar to RAL 9007) • chocolate NEW • anthracite cosso NEW • malt gold (similar to RAL 1036) NEW		 **5TG1394** **5TG1394-1** **5TG1394-0CH** **5TG1394-0AC** **5TG1394-0MG**
 5TG1395	with labeling field • titanium white (similar to RAL 9010) • platinum metallic (similar to RAL 9007)		 **5TG1395** **5TG1395-1**
	Inserts	Page	
	• *UAE outlet boxes, Cat.3, Rutenbeck* - *1 x 8-pole* - *2 x 8-pole (8/8)*	 13/2 13/2	 **5TG2417** **5TG2406**
	• *UAE outlet boxes, Cat.6e, STP Rutenbeck* - *1 x 8-pole* - *2 x 8-pole (8/8)*	 13/3 13/3	 **5TG2026-1** **5TG2026-2**
	• *UAE outlet boxes, Cat.6a, UTP Rutenbeck* - *1 x 8-pole* - *2 x 8-pole (8/8)*	 13/3 13/3	 **5TG2027-1** **5TG2027-2**
	Note		
	The UAE cover plate can be combined with • Inserts AMJ45 and UMJ45 Up 0 (without central plate) from Telegärtner • Inserts AMP-TWIST-6S Plannar Up 0 from Tyco electronics • Inserts Cat.5e UP 0 from Tyco electronics		

© Siemens 2023

	Version		Order No.
5TG1343	**Cover plates, for Modular Jack support plate, with labeling field** Cover plates with shutter		
	Versions		
	• titanium white (similar to RAL 9010)		**5TG1343**
	• platinum metallic (similar to RAL 9007)		**5TG1343-1**
	• chocolate NEW		**5TG1343-0CH**
	• anthracite cosso NEW		**5TG1343-0AC**
	• malt gold (similar to RAL 1036) NEW		**5TG1343-0MG**
	Inserts	Page	
	Modular Jack support plate		
	• *red inserts*	13/3	**5TG2078**
	• *black inserts*	13/3	**5TG2080**
	• *yellow inserts*	13/4	**5TG2081**
	• *orange inserts*	13/3	**5TG2082**
	• *blue inserts*	13/4	**5TG2083**
	• *brown inserts*	13/4	**5TG2084**
	• *green inserts*	13/3	**5TG2058**
	• *transparent inserts*	13/4	**5TG2058-1**
	• *white inserts*	13/5	**5TG2058-2**
	• *gray inserts*	13/5	**5TG2058-3**
	• *silver inserts*	13/5	**5TG2058-4**
	• *beige inserts*	13/5	**5TG2098**
5TG1358	**Cover plates, inclined outlet, with labeling field** • for fiber-optic mounting plates • for screw fixing		
	Versions		
	• titanium white (similar to RAL 9010)		**5TG1358**
	• platinum metallic (similar to RAL 9007)		**5TG1358-1**
	Mounting plates for "Cover plates, inclined outlet" For fiber-optic installation coupling		
 5TG1913	• 2 x "ST" AMP		**5TG1913**
5TG1914	• 2 x "SC"		**5TG1914**
5TG1915	• 2 x "SC Duplex" AMP		**5TG1915**

© Siemens 2023

Selection and ordering data

	Version		Order No.
	General information • Degree of protection: IP20 • Size of cover plates: 68 mm x 68 mm		
 5TG1338	**Cover plates, for TV/RF/SAT connection, 2-hole and 3-hole version**		
	Versions		
	• titanium white (similar to RAL 9010) • platinum metallic (similar to RAL 9007) • chocolate NEW • anthracite cosso NEW • malt gold (similar to RAL 1036) NEW		**5TG1338** **5TG1338-1** **5TG1338-0CH** **5TG1338-0AC** **5TG1338-0MG**
	Inserts	Page	
	• *Aerial branch-circuit boxes* • *Aerial through-way boxes/terminal boxes*	13/2 13/2	**5TG2485** **5TG2484**
	Note		
	3rd hole can be knocked out.		

© Siemens 2023

Selection and ordering data

Version	Order No.
General information • For horizontal and vertical mounting • Degree of protection: IP20	

Note	Page	
• Degree of protection IP44 for rockers can be achieved with the 5TG4 324 set of seals,, see ...	6/26	**5TG4324**
• Degree of protection IP44 for SCHUKO® socket outlets with hinged lids can be achieved with the 5TG4 318 set of seals, see ...	6/27	**5TG4318**

5TG2901

Surface-mounting enclosures
flame-resistant base plate

Versions	Order No.
• titanium white (similar to RAL 9010)	
- single, 84 mm x 84 mm x 42,5 mm	**5TG2901**
- double, 155 mm x 84 mm x 42,5 mm	**5TG2902**
- triple, 226 mm x 84 mm x 42,5 mm	**5TG2903**
• platinum metallic (similar to RAL 9007)	
- single, 84 mm x 84 mm x 42,5 mm	**5TG2901-1**
- double, 155 mm x 84 mm x 42,5 mm	**5TG2902-1**
- triple, 226 mm x 84 mm x 42,5 mm	**5TG2903-1**

Note

The PE conductor can be looped through by inserting a WAGO 2-conductor junction box terminal (WAGO order number: 273-252) in the pocket provided for this purpose in the base plate.

Included in delivery: (in the relevant color)::

Type	Dummy nipple	Slide nipple cable entry	Slide nipple channel entry
• single	2 unit	1 unit	1 unit
• double	4 unit	1 unit	1 unit
• triple	4 unit	1 unit	1 unit

Accessories

Version	Order No.
Accessories for surface-mounting enclosures	
Slide nipples cable entry • titanium white (similar RAL 9010) • one set contains 10 units	**5TG2905**

5TG2905

Slide nipples channel entry • for 15 mm x 15 mm to 19 mm x 19 mm • titanium white (similar RAL 9010) • one set contains 10 units	**5TG2904**

5TG2904

© Siemens 2023

Selection and ordering data

	Version		Order No.
5TG1391	**Module carriers, 1M** • for holding one m-system module • for screw fixing		
	Versions		
	• titanium white (similar to RAL 9010) • platinum metallic (similar to RAL 9007) • chocolate NEW • anthracite cosso NEW • malt gold (similar to RAL 1036) NEW		**5TG1391** **5TG1391-1** **5TG1391-0CH** **5TG1391-0AC** **5TG1391-0MG**
	Note	Page	
	For module inserts see...	7/5	
 5TG1392	**Module carriers, 2M** • for holding two m-system modules • for screw fixing		
	Versions		
	• titanium white (similar to RAL 9010) • platinum metallic (similar to RAL 9007) • chocolate NEW • anthracite cosso NEW • malt gold (similar to RAL 1036) NEW		**5TG1392** **5TG1392-1** **5TG1392-0CH** **5TG1392-0AC** **5TG1392-0MG**
	Note	Page	
	For module inserts see...	7/5	

© Siemens 2023

Selection and ordering data

	Version		Order No.
	General information • for screw and claw fixing • Degree of protection: IP20 • Size of cover plates: 68 mm x 68 mm		
 5TG1330	**Blanking cover plates**		
	Versions		
	• titanium white (RAL 9010) • platinum metallic (similar to RAL 9007) • chocolate NEW • anthracite cosso NEW • malt gold (similar to RAL 1036) NEW		**5TG1330** **5TG1330-1** **5TG1330-0CH** **5TG1330-0AC** **5TG1330-0MG**
 5TG1335	**Outlet plates** with support frame and strain relief		
	Versions		
	• titanium white (RAL 9010) • platinum metallic (similar to RAL 9007) • chocolate NEW • anthracite cosso NEW • malt gold (similar to RAL 1036) NEW		**5TG1335** **5TG1335-1** **5TG1335-0CH** **5TG1335-0AC** **5TG1335-0MG**
 5TG1333	**Cover plates for flush-mounting control devices** • for screw fixing • Including intermediate frame • for 22,5 mm Ø (DIN 43696)		
	Versions		
	• titanium white (similar to RAL 9010) • platinum metallic (similar to RAL 9007)		**5TG1333** **5TG1333-1**
	Note		
	EMERGENCY-STOP pushbutton, see www.siemens.com/product?3SU1		
 5TG4812	**Volume controls** • 3 W, 27 Ω, mono • axle diameter 4 mm • for loudspeaker systems		
	Versions		
	• titanium white (RAL 9010) • platinum metallic (similar to RAL 9007) • chocolate NEW • anthracite cosso NEW • malt gold (similar to RAL 1036) NEW		**5TG4812** **5TG4812-1** **5TG4812-0CH** **5TG4812-0AC** **5TG4812-0MG**
  5TC8932	**Cover plates for time switches** • Runtime 15 min • With inscription		
	Versions		
	• titanium white (similar to RAL 9010) • platinum metallic (similar to RAL 9007)		**5TC8932** **5TC8932-1**
	Inserts	Page	
	Time switches	9/10	**5TC1250**
  5TD2862	**Service displays** • Labeling in English • Including module carrier • Red/Green, illuminated • AC 90 ... 240 V, 50 ... 60 Hz • Power consumption per module approx. 1 W • Approx. 1 Lux at 0.5 m and 230 V • Screw terminals		
	Versions		
	• titanium white (similar to RAL 9010) • platinum metallic (similar to RAL 9007)		**5TD2862** **5TD2862-1**
	Note		
	The service switch can also be used as a supplement to the service display.		
	Service switches, double	Page	
	• titanium white (similar to RAL 9010) • platinum metallic (similar to RAL 9007)	6/9 6/9	**5TD2863** **5TD2863-1**

© Siemens 2023

Selection and ordering data

	Version	Order No.
Accessories for rockers		
5TG1305	**Sheets of pictographs** with labels for rockers with labeling field(s) Versions	
	• for single rockers	**5TG1305**
	• for double rockers	**5TG1306**
 5TG1316	**Labeling field inserts "Heating Switch"** For rockers with labeling field	**5TG1316**
 5TG4324	**IP44 sets of seals for rockers** • for single or double rockers • 1 set contains 4 individual seals	**5TG4324**
5TG7315	**LED light inserts, for switch and pushbutton inserts** for all rockers with windows	

Fluorescent color	Rated voltage	Power consumption in mA	
• red	AC 8 V	2	**5TG7315**
	AC 12 V	2	**5TG7316**
	AC 24 V	2	**5TG7317**
	AC 230 V	1	**5TG7353**
• orange			
- normal	AC 230 V	0,9	**5TG7333**
- strong	AC 230 V	1,0	**5TG7343**
• white	AC 230 V	1,1	**5TG7354**
• blue	AC 230 V	1,1	**5TG7355**

Note

• The LED light inserts cannot be used in all rocker color versions, since the rocker might be fitted with a colored window already.
• If using the LED light inserts together with energy-saving lamps or lights with conventional primary switching device, the LED may flicker slightly.

5TG7321

Glow lamps for switch and pushbutton inserts

Luminosity	Rated voltage	Power consumption	Base color	
weak	AC 230 V	0,18 mA	white	**5TG7321**

© Siemens 2023

	Version	Order No.
Accessories for socket outlets		
5TG4318	**IP44 seals, for socket outlets** • for SCHUKO® socket outlets with hinged lid • 1 set contains a single seal	**5TG4318**
 5UH1084	**Label sheets "SV"** • For marking the inserts • 1 sheet contains 20 self-adhesive labels	**5UH1084**
5UH1085	**Label sheets "ZSV"** • For marking the inserts • 1 sheet contains 20 self-adhesive labels	**5UH1085**
5UH1086	**Label sheets "WSV"** • For marking the inserts • 1 sheet contains 20 self-adhesive labels	**5UH1086**
Accessories for dimmers		
5TG8330	**Spare fuses** T 4 H 250 V • For low-voltage dimmers for magnetic transformers (5TC8283) • For electronic potentiometers (5TC8424) • For speed controller (5TC8604)	**5TG8330**
Spare parts		
5TG7304	**Spare glow lamp, for SCHUKO® socket outlets with status display** 1,5 mA, AC 230 V, 50 Hz	**5TG7304**
5UH1300	**Spare overvoltage protection modules** for SCHUKO® socket outlets with overvoltage protection Note: For Technical specifications, see ... Page: 16/11	**5UH1300**

© Siemens 2023

Notes

© Siemens 2023

7/2 Introduction

7/4 Module carriers

7/5 Modules

© Siemens 2023

Overview

Colors and designs of the m-system

DELTA line

titanium white

aluminum metallic

carbon metallic

DELTA miro

titanium white

aluminum metallic

carbon metallic

DELTA profil

titanium white

silver

DELTA style

titanium white

platinum metallic

© Siemens 2023

Technical design of the m-system with DELTA line as example

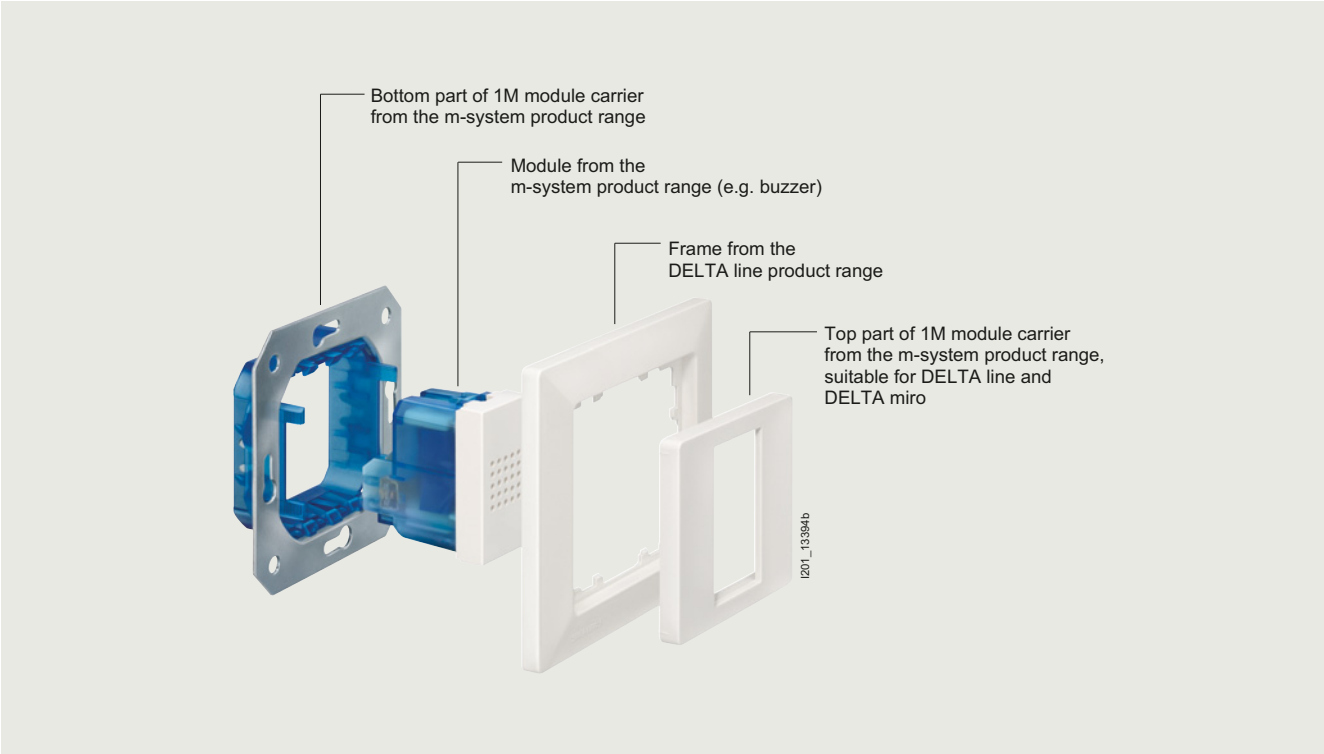

Modular components of m-system (one module) with, for example, DELTA line

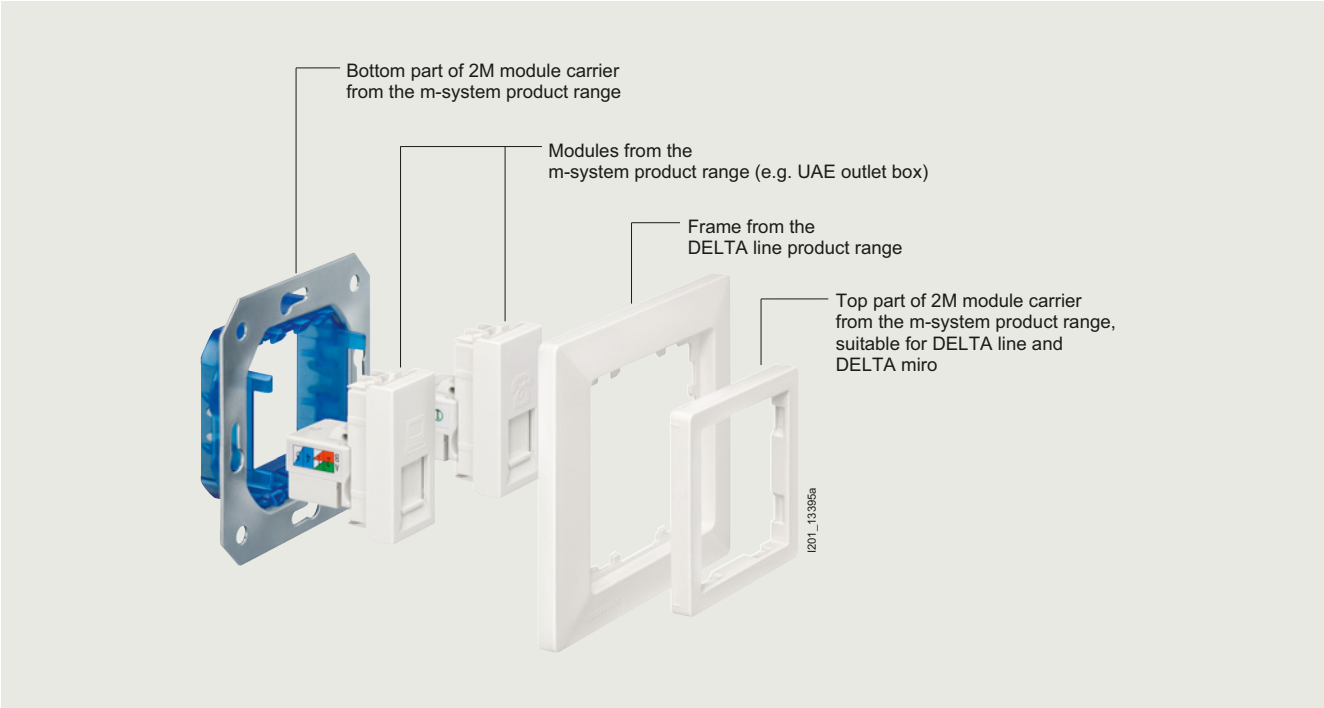

Modular components of m-system (two modules) with, for example, DELTA line

© Siemens 2023

Module carriers

Selection and ordering data

	Version		Order No.
Module carriers for DELTA line and DELTA miro			
5TG2008	**Module carriers, 1M** • for holding one m-system module • for screw fixing		
	Versions		
	• titanium white (similar to RAL 9010) • aluminum metallic (similar to RAL 9006) • carbon metallic (similar to RAL 7016) • soft black NEW		**5TG2008** **5TG2094** **5TG2096** **5TG2008-0SB**
	Note	Page (ff.)	
	For module inserts see...	7/5	
 5TG2010	**Module carriers, 2M** • for holding two m-system modules • for screw fixing		
	Versions		
	• titanium white (similar to RAL 9010) • aluminum metallic (similar to RAL 9006) • carbon metallic (similar to RAL 7016) • soft black NEW		**5TG2010** **5TG2095** **5TG2097** **5TG2010-0SB**
	Note	Page (ff.)	
	For module inserts see...	7/5	
Module carriers for DELTA profil			
5TG1911	**Module carriers, 1M** • for holding one m-system module • for screw fixing		
	Versions		
	• titanium white (similar to RAL 9010) • silver (similar to RAL 9006)		**5TG1911** **5TG1890**
	Note	Page (ff.)	
	For module inserts see...	7/5	
 5TG1912	**Module carriers, 2M** • for holding two m-system modules • for screw fixing		
	Versions		
	• titanium white (similar to RAL 9010) • silver (similar to RAL 9006)		**5TG1912** **5TG1891**
	Note	Page (ff.)	
	For module inserts see...	7/5	
Module carriers for DELTA style			
5TG1391	**Module carriers, 1M** • for holding one m-system module • for screw fixing • including intermediate frame		
	Versions		
	• titanium white (similar to RAL 9010) • platinum metallic (similar to RAL 9007) • chocolate NEW • anthracite cosso NEW		**5TG1391** **5TG1391-1** **5TG1391-0CH** **5TG1391-0AC**
	Note	Page	
	For module inserts see...	7/5	
 5TG1392	**Module carriers, 2M** • for holding two m-system modules • for screw fixing • including intermediate frame		
	Versions		
	• titanium white (similar to RAL 9010) • platinum metallic (similar to RAL 9007) • chocolate NEW • anthracite cosso NEW		**5TG1392** **5TG1392-1** **5TG1392-0CH** **5TG1392-0AC**
	Note	Page	
	For module inserts see...	7/5	

© Siemens 2023

Selection and ordering data

	Version		Order No.
Modules for communication			
	General information		
	Note	Page	
	• All the modules shown here can be combined with the module carriers of the DELTA line, DELTA miro, DELTA profil and DELTA style product ranges.		
	• Module carriers for DELTA line and DELTA miro see...	7/4	
	• Module carriers for DELTA profil see...	7/4	
	• Module carriers for DELTA style see...	7/4	
5TG9874-1TW	**UAE outlet boxes, Cat.3** • Telephone socket outlet for modular system • Cat.3 RJ11/12 with shutter • LSA connection method • Can only be used with module carrier, 1M or 2M		
	Versions		
	• titanium white (similar to RAL 9010)		**5TG9874-1TW**
	• aluminum metallic/silver (similar to RAL 9006)		**5TG9874-1AM**
	• carbon metallic/anthracite cosso (similar to RAL 7016)		**5TG9874-1CM**
5TG9874-2TW	**UAE outlet boxes, Cat.5** • PC socket outlet for modular system • Cat.5 RJ45 with shutter • LSA connection method • Can only be used with module carrier, 1M or 2M		
	Versions		
	• titanium white (similar to RAL 9010)		**5TG9874-2TW**
	• aluminum metallic/silver (similar to RAL 9006)		**5TG9874-2AM**
	• carbon metallic/anthracite cosso (similar to RAL 7016)		**5TG9874-2CM**
Other modules			
	General information		
	Note	Page	
	• All the modules shown here can be combined with the module carriers of the DELTA line, DELTA miro, DELTA profil and DELTA style product ranges.		
	• Module carriers for DELTA line and DELTA miro see...	7/4	
	• Module carriers for DELTA profil see...	7/4	
	• Module carriers for DELTA style see...	7/4	
5TG9875-8TW	**Buzzers** • AC 230 V, 50/60 Hz, 80 dB(A) • adjustable volume • 100 % duty ratio • screw terminals • can only be used with module carrier, 1M or 2M		
	Versions		
	• titanium white (similar to RAL 9010)		**5TG9875-8TW**
	• aluminum metallic/silver (similar to RAL 9006)		**5TG9875-8AM**
	• carbon metallic/anthracite cosso (similar to RAL 7016)		**5TG9875-8CM**
	• platinum metallic (similar to RAL 9007)		**5TG9875-8PM**
5TG9880-3	**LED light signals** • Supply voltage 90 ... 240 V AC, 50/60 Hz • Power consumption: 1 W • Can be fitted horizontally or vertically • Opaque-white		
	Versions		
	• white illuminated		**5TG9880-3**
	• blue illuminated		**5TG9880-4**
	• red illuminated		**5TG9880-5**
	• green illuminated		**5TG9880-6**
	Note	Page	
	• For Technical specifications, see ...	16/40	

© Siemens 2023

Notes

© Siemens 2023

DELTA fläche IP44

8/2 Introduction
8/4 Switches and pushbuttons
8/8 Socket outlets
8/10 Combinations of switch/pushbutton and socket outlet
8/11 Shutter/blind controls
8/12 Accessories and spare parts

© Siemens 2023

Overview

DELTA fläche IP44

Two-circuit switches

Control switches with pilot lamp and window

SCHUKO socket outlets

Garages, laundry rooms, laboratories and workshops are often exposed to a lot of heavy-duty activity, which includes the odd splash here and there. This means that it's essential to ensure that the electrical installation gets the right degree of protection. That's when you need the splash-proof, surface-mounting DELTA fläche IP44 product range with the large operator interface that takes rough treatment in its stride.

DELTA fläche IP44 – keeping electrical installations "high and dry".

Attractive design

Generous switch rockers, contrasting switch plates, useful combinations: the DELTA product range has an extremely attractive design. This was also confirmed by the jury for the special exhibition "Die gute Industrieform".

Increased safety

The switch enclosures are made of durable, high-impact molded plastic, which is also able to withstand high mechanical loads.

The terminals are insulated against voltage contact. Molded-plastic pressure plates serve to release the conductor. All the edges of the inserts are rounded off – thus preventing damage to the conductor insulation.

SCHUKO® socket outlets are fitted with hinged lids to prevent moisture entering. The socket outlet inserts are equipped with connecting terminals according to DIN VDE 0620, which have proven themselves in the field for many years.

Simple operation

Easy-to-use flat rockers – now available in the splash-proof DELTA fläche product range.

- Durable, high-impact thermoplastic enclosure.
- Screwless terminals for switch and socket outlet inserts.
- Insulated reset levers ensure touch protection.
- Easy conductor releases at a press of a button, no tools required.

All terminals are double terminals.

© Siemens 2023



Simple installation

The DELTA fläche product range has been thought through down to the very last detail: the cover on the SCHUKO® socket outlet and the switch and pushbutton are screwed to the base with two rustproof screws. At the back of the switches, pushbuttons and socket outlets are two diagonal 4.5 mm drill holes for slot mounting. Slide nipples facilitate cable entry. All switches and pushbuttons can be equipped with glow lamps in three brightness levels. Multiple combinations of SCHUKO® socket outlets are supplied fully wired. We continue to produce combined device applications for SCHUKO® switches and socket outlets.

A full product range for two-way switches, switches with pilot lamp, pushbuttons, light signals, SCHUKO® socket outlets, and combined double and triple device applications is provided.

DIN VDE and DIN-compliant technology

The switches and pushbuttons in the splash-proof DELTA fläche range are built to DIN VDE 0632 and DIN 49200, while the socket outlets are built to DIN VDE 0620 and DIN 49440, and carry the VDE mark. The devices offer degree of protection IP44 and are splash-proof. The switches and pushbuttons can be used with up to 10 A and 250 V AC, and the SCHUKO® 16 A, 250 V AC and 10 A, 250 V DC.

© Siemens 2023

Selection and ordering data

	Version	Order No.
	General information • IP44 splash-proof IP44 • 10 A, AC 250 V according to DIN 49200 • Enclosures made of high-impact molded plastic • Contact material: cadmium and nickel-free • Size of cover: 75 mm x 66 mm x 54 mm • Mounting holes: 4,5 mm Ø • Cable entry: slide nipples for cables with 8 mm to 13,5 mm Ø • Special versions on request • Colors: - similar to RAL 7035 (enclosure base parts and rockers) - similar to RAL 7042 (between enclosure base parts and rockers)	
 5TA4706	**Universal switches** for ON/OFF and two-way switching	**5TA4706**
 5TA4707	**Intermediate switches**	**5TA4707**
 5TA4701	**ON/OFF switches, 1-pole**	**5TA4701**
 5TA4700	**Control switch, for ON/OFF switching, with window** with LED insert 5TG7333 (normal brightness)	**5TA4700**
 5TA4710	**Control switch, for two-way switching, with window** with LED insert 5TG7333 (normal brightness)	**5TA4710**

© Siemens 2023

	Version	Order No.
 5TA4741/5TA4742	**Heating switches, with window** • with LED insert 5TG7333 (normal brightness) • to DIN VDE 0116/3.79 • Two cables for wet/damp areas can be fed into the enclosure from underneath	
	Versions	
	• 1-pole • 2-pole	**5TA4741** **5TA4742**
 5TA4726	**Two-way switches, with window and labeling field** with LED insert 5TG7333 (normal brightness)	**5TA4726**
 5TA4702	**ON/OFF switches, with "I/O" symbols, 2-pole** • 10 A, AC 250 V • Two cables for wet/damp areas can be fed into the enclosure from underneath	**5TA4702**
 5TA4753	**ON/OFF switches, with "I/O" symbols, 3-pole** 16 A, AC 400 V	**5TA4753**
 5TA4705	**Two-circuit switches**	**5TA4705**
 5TA4708	**Double two-way switches, double**	**5TA4708**

8

© Siemens 2023

Switches and pushbuttons

	Version	Order No.
5TD4707	**Pushbuttons, 1 CO contact** Can also be used as NC contact	**5TD4707**
5TD4701	**Pushbuttons, 1 NO contact, with window** • With window set (comprising one window each with symbol "Light", "Bell" and "Door Opener" and one neutral window) • Without glow lamp	**5TD4701**
5TD4706	**Pushbuttons, with seperate check-back indication, with window** With LED insert 5TG7333 (normal brightness)	**5TD4706**
5TD4780	**Light signals** • With glow lamp AC 250 V • 75 mm x 66 mm x 54 mm	**5TD4780**
5TA4711	**ON/OFF switches, comply with workplace regulations** • Supplied with clear windows • Neutral and with "Light" symbol • With LED insert 5TG7333 (normal brightness)	**5TA4711**
5TA4716	**Two-way switches, comply with workplace regulations** • Supplied with clear windows • neutral and with "Light" symbol • with LED insert 5TG7333 (normal brightness)	**5TA4716**

© Siemens 2023

	Version	Order No.
5TD4705	**Pushbuttons, comply with workplace regulations** • Supplied with clear windows • neutral and with "Light" symbol • with LED insert 5TG7333 (normal brightness) • 1-pole (NO contact)	**5TD4705**
5TA7650	**Shutter/blind key-operated switches with "Key" symbol** • with hinged lid • with Up/Down symbols under the hinged lid • 1-pole • with two keys • identical key type (different locking systems on request) • with screw terminals	
	Versions	
	• Momentary-contact and maintained-contact position to left and right • Momentary-contact position to left and right	**5TA7650** **5TA7651**
5TD4708	**Shutter/blind switches, with electrical interlock, with Up/Down symbols** • Screwless terminals • Terminal assignment same as for 5TA2114 flush-mounting insert	**5TD4708**

Note	Page
For Technical specifications, see ...	16/26

8

© Siemens 2023

Selection and ordering data

	Version	Order No.
	General information • IP44 splash-proof IP44 • 16 A, AC 250 V; 10 A, DC 250 V • Complies DIN 49440 • The terminals are connecting terminals for Cu and aluminum conductors up to 2,5 mm^2 • Enclosures made of high-impact molded plastic • Mounting holes: 4,5 mm Ø • Cable entry: slide nipples for cables with 8 mm to 13,5 mm Ø • with hinged lid • with screwless terminals • Special versions on request • Colors: - similar to RAL 7035 (enclosure base parts and hinged lid) - similar to RAL 7042 (between enclosure base parts and hinged lid)	
 5UB4711	**SCHUKO® socket outlets, single** Size of cover: 75 mm x 66 mm x 54 mm	
	Versions	
	• without increased touch protection	**5UB4711**
	• with increased touch protection	**5UB4717**
 5UB4713	**SCHUKO® socket outlets, single, with labeling field** Size of cover: 75 mm x 66 mm x 54 mm	
	Versions	
	• without increased touch protection	**5UB4713**
	• with increased touch protection	**5UB4718**
 5UB4723	**SCHUKO® socket outlets, double, for vertical installation** • Size of cover: 151 mm x 66 mm x 54 mm • SCHUKO® socket outlets with labeling field on request • pre-wired	
	Versions	
	• without increased touch protection	**5UB4723**
	• with increased touch protection	**5UB4724**
 5UB4722	**SCHUKO® socket outlets, double, for horizontal installation** • Size of cover: 75 mm x 134 mm x 54 mm • SCHUKO® socket outlets with labeling field on request • pre-wired	
	Versions	
	• without increased touch protection	**5UB4722**
	• with increased touch protection	**5UB4725**
 5UB4731	**SCHUKO® socket outlets, triple, for horizontal installation** • Size of cover: 75 mm x 201 mm x 54 mm • SCHUKO® socket outlets with labeling field on request • pre-wired	
	Versions	
	• without increased touch protection	**5UB4731**
	• with increased touch protection	**5UB4732**
 5UB4714	**SCHUKO® socket outlets, lockable** • Size of cover: 75 mm x 66 mm x 66 mm • With two keys	
	Versions	
	• without increased touch protection - Identical key type (sorted) - Close differently with a max. of 180 different locks	**5UB4714** **5UB4715**
	• with increased touch protection - Identical key type (sorted)	**5UB4705**

© Siemens 2023

	Version	Order No.
5UB4716	**SCHUKO® socket outlets, lockable, double pack** • Two lockable SCHUKO ® socket outlets • With two identical safety locks • With two keys each • In pairs, up to 180 different locking options (not sorted) • For use with washing machines and spin driers • Size of cover: 75 mm x 66 mm x 66 mm	**5UB4716**
5UB4741	**Socket outlets with grounding pin** • Size of cover: 75 mm x 66 mm x 54 mm • 2-pole according to CEE7 • Screw terminals	**5UB4741**

8

© Siemens 2023

Selection and ordering data

	Version	Order No.
	General information • IP44 splash-proof • Socket outlets:16 A, AC 250 V; 10 A, DC 250 V • Complies with DIN 49440 • Switches: 10 A, AC 250 V • The terminals are connecting terminals for Cu and aluminum conductors up to 2,5 mm^2 • Enclosures made of high-impact molded plastic • Mounting holes: 4,5 mm Ø • Cable entry: slide nipples for cables with 8 ... 3,5 mm Ø • With screwless terminals • Socket outlets SCHUKO® with hinged lid • For vertical mounting • 151 mm x 66 mm x 54 mm • Color: - similar to RAL 7035 (enclosure base parts and rockers/hinged lid) - similar to RAL 7042 (between enclosure base parts and rockers/hinged)	
 5TA4816	**Combination of two-way switch and SCHUKO® socket outlets** Versions • without increased touch protection • with increased touch protection	 **5TA4816** **5TA4826**
 5TA4815	**Combination of two-circuit switches and SCHUKO® socket outlets** Versions • without increased touch protection • with increased touch protection	 **5TA4815** **5TA4825**
 5TD4811	**Combination of pushbuttons and SCHUKO® socket outlets** Versions • without increased touch protection • with increased touch protection	 **5TD4811** **5TD4821**
 5TA4706 5UB4711 5UB4722 5TA4816 5UB4723	**Action package DELTA Surface IP44 - surface-mounted damp room** The action package contains the following individual components: • 5 pieces Universal switches (5TA5706) • 10 pieces SCHUKO® socket outlets, single (5UB4711) • 2 pieces SCHUKO® socket outlets, double for horizontal mounting (5UB4722) • 2 pieces Combination changeover switch and SCHUKO® socket outlet for vertical mounting (5TA4816) • 2 pieces SCHUKO® socket outlets, double, for vertical mounting (5UB4723)	**5UB1998-0KA**

© Siemens 2023

Selection and ordering data

	Version	Order No.
	General information • IP44 splash-proof IP44 • 10 A, AC 250 V according to DIN 49200 • Enclosures made of high-impact molded plastic • Size of cover: 75 mm x 66 mm x 54 mm • Mounting holes: 4,5 mm Ø • Cable entry: Slide nipples for cables from 8 ... 13,5 mm Ø • Colors: - similar to RAL 7035 (enclosure base parts and rockers/hinged lid) - similar to RAL 7042 (between enclosure base parts and rockers/hinged)	
 5TA7650	**Shutter/blind key-operated switches with "Key" symbol** • with hinged lid • with Up/Down symbols under the hinged lid • 1-pole • with two keys • identical key type (different locking systems on request) • with screw terminals	
	Versions	
	• Momentary-contact and maintained-contact position to left and right • Momentary-contact position to left and right	**5TA7650** **5TA7651**
 5TD4708	**Shutter/blind switches, with electrical interlock, with Up/Down symbols** • Screwless terminals • Terminal assignment same as for 5TA2114 flush-mounting insert	**5TD4708**
	Note / Page	
	For Technical specifications, see ... 16/26	

8

© Siemens 2023

Selection and ordering data

	Version	Order No.
Accessories		
5TG2166	**Surfacemounting enclosures** single 75 mm x 77 mm x 41 mm	**5TG2166**
5TG4205	**Connecting elements** For coupling of stand-alone devices	**5TG4205**
5TG4204	**Slide nipples, without hole**	**5TG4204**
5TG4212	**Channel entry glands** For channels 15 mm x 15 mm and 17 mm x 17 mm	**5TG4212**
5TG7315	**LED light inserts, for switch and pushbutton inserts** for all rockers with windows	

Fluorescent color	Rated voltage	Power consumption in mA	
• Red	AC 8 V	2	**5TG7315**
	AC 12 V	2	**5TG7316**
	AC 24 V	2	**5TG7317**
	AC 230 V	1	**5TG7353**
• Orange	AC 8 V		
- normal	AC 230 V	0,9	**5TG7333**
- strong	AC 230 V	1,0	**5TG7343**
• White	AC 230 V	1,1	**5TG7354**
• Blue	AC 230 V	1,1	**5TG7355**

Note

- The LED light inserts cannot be used in all rocker color versions, since the rocker might be fitted with a colored window already.
- If using the LED light inserts together with energy-saving lamps or lights with conventional primary switching device, the LED may flicker slightly.

5TG7321

Glow lamps for switch and pushbutton inserts

Luminosity	Rated voltage	Power consumption	Base color	
weak	AC 230 V	0,18	white	**5TG7321**

© Siemens 2023

	Version	Order No.
Spare parts		
	Spare windows for light signals Versions	
 5TG4206	• red	**5TG4206**
 5TG4208	• green	**5TG4208**
 5TG4207	• white	**5TG4207**
 5TG4210	• yellow	**5TG4210**
 5TG7301	**Spare glow lamp for light signals** AC 250 V	**5TG7301**
 5TG4200	**Spare window sets for light signals and for switch and pushbutton inserts** One set contains 2 x red, 2 x clear and 2 x white	**5TG4200**

© Siemens 2023

Notes

© Siemens 2023



9/2 **Inserts**

9/12 **Accessories and spare parts**

© Siemens 2023

Selection and ordering data

	Version		Order No.
	Inserts for switches		
	General information • 10 A; AC 250 V • Contact material: cadmium and nickel-free • Live parts covered by molded plastic		
	Note	Page	
	• For extension claws, see ... • Maximum permissible lamp loads, see ...	9/12 16/6	**5TG2498**
 5TA2156 (front view)	**Universal switches** For ON/OFF and two-way switching		
	Versions		
	• with claws • without claws for hollow-wall mounting		**5TA2156** **5TA2156-0KK**
	For tops see	Page	
	• *i-system* • *DELTA profil* • *DELTA style*	2/4 5/5 6/6	
	Note	Page	
 5TA2156 (rear view)	For Technical specifications, see ...	16/6
 5TA2131 (front view)	**Universal switches for school program** For ON/OFF and two-way switching		**5TA2131**
	For tops see	Page	
	i-system	2/27	
 5TA2131 (rear view)		
 5TA2117 (front view)	**Intermediate switches**		
	Versions		
	• with claws • without claws for hollow-wall mounting		**5TA2117** **5TA2117-0KK**
	For tops see	Page	
	• *i-system* • *DELTA profil* • *DELTA style*	2/4 5/5 6/6	
	Note	Page	
 5TA2117 (rear view)	For Technical specifications, see ...	16/7

© Siemens 2023

	Version		Order No.
 5TA2132 (front view) 5TA2132 (rear view)	**Intermediate switches, for school program**		**5TA2132**
	For tops see	Page	
	i-system	2/27	
 5TA2151 (front view) 5TA2151 (rear view)	**ON/OFF switches, 1-pole, 10 A** AC 250 V		
	Versions		
	• with claws • without claws for hollow-wall mounting		**5TA2151** **5TA2151-0KK**
	For tops see	Page	
	• *i-system* • *DELTA profil* • *DELTA style*	2/4 5/5 6/6	
	Note	Page	
	For Technical specifications, see ...	16/7	
 5TA2112 (front view) 5TA2112 (rear view)	**ON/OFF switches, 2-pole, 10 A** AC 250 V		
	Versions		
	• with claws • without claws for hollow-wall mounting		**5TA2112** **5TA2112-0KK**
	For tops see	Page	
	• *i-system* • *DELTA profil* • *DELTA style*	2/4 5/5 6/6	
	Note	Page	
	For Technical specifications, see ...	16/7	

© Siemens 2023

Inserts

	Version		Order No.
 5TA2162 (front view)	**ON/OFF switches, 2-pole, 16 A** AC 250 V		
	Versions		
	• with claws • without claws for hollow-wall mounting		**5TA2162** **5TA2162-0KK**
	For tops see	Page	
	• *i-system* • *DELTA profil* • *DELTA style*	2/4 5/5 6/6	
	Note	Page	
 5TA2162 (rear view)	For Technical specifications, see ...	16/7
 5TA2153 (front view)	**ON/OFF switches, 3-pole, 16 A** AC 400 V		
	Versions		
	• with claws • without claws for hollow-wall mounting		**5TA2153** **5TA2153-0KK**
	For tops see	Page	
	• *i-system* • *DELTA profil* • *DELTA style*	2/4 5/5 6/6	
 5TA2153 (rear view)			
 5TA2150 (front view)	**Control switch, for ON/OFF switching** With 5TG7333 glow lamp (normal luminosity)		
	Versions		
	• with claws • without claws for hollow-wall mounting		**5TA2150** **5TA2150-0KK**
	For tops see	Page	
	• *i-system* • *DELTA profil* • *DELTA style*	2/4 5/5 6/6	
	Note	Page	
 5TA2150 (rear view)	For Technical specifications, see ...	16/8

© Siemens 2023

	Version		Order No.
 5TA2108 (front view)  5TA2108 (rear view)	**Control switch, for two-way switching** With 5TG7333 glow lamp (normal luminosity)		
	Versions		
	• with claws • without claws for hollow-wall mounting		**5TA2108** **5TA2108-0KK**
	For tops see	Page	
	• *i-system* • *DELTA profil* • *DELTA style*	2/4 5/5 6/6	
	Note	Page	
	For Technical specifications, see ...	16/8	
 5TA2130 (front view) 5TA2130 (rear view)	**Control switch, for ON/OFF switching, for school program** With 5TG7333 glow lamp (normal luminosity)		**5TA2130**
	For tops see	Page	
	i-system	2/27	
 5TA2118 (front view)  5TA2118 (rear view)	**Double two-way switches**		
	Versions		
	• with claws • without claws for hollow-wall mounting		**5TA2118** **5TA2118-0KK**
	For tops see	Page	
	• *i-system* • *DELTA profil* • *DELTA style*	2/4 5/5 6/6	
	Note	Page	
	For Technical specifications, see ...	16/9	

9

© Siemens 2023

Inserts

	Version		Order No.
 5TA2155 (front view)  5TA2155 (rear view)	**Two-circuit switches**		
	Versions		
	• with claws • without claws for hollow-wall mounting		**5TA2155** **5TA2155-0KK**
	For tops see	Page	
	• *i-system* • *DELTA profil* • *DELTA style*	2/4 5/5 6/6	
	Note	Page	
	For Technical specifications, see ...	16/9	
 5TA2128 (front view)  5TA2128 (rear view)	**Two-circuit switches, for school program**		**5TA2128**
	For tops see	Page	
	i-system	2/27	

Inserts for pushbuttons

	General information • With green switch lever • 10 A; AC 250 V • Contact material: cadmium and nickel-free • Live parts covered by molded plastic		
	Note	Page	
	For extension claws, see ...	9/12	**5TG2498**
 5TD2120 (front view) 5TD2120 (rear view)	**Pushbuttons, 1 NO contact**		
	Versions		
	• with claws • without claws for hollow-wall mounting		**5TD2120** **5TD2120-0KK**
	For tops see	Page	
	• *i-system* • *DELTA profil* • *DELTA style*	2/4 5/5 6/6	
	Note	Page	
	For Technical specifications, see ...	16/9	

© Siemens 2023

	Version		Order No.
 5TD2125 (front view) 5TD2125 (rear view)	**Pushbuttons, 1 NO contact, for school program**		**5TD2125**
	For tops see	Page	
	i-system	2/27	
 5TD2116 (front view)  5TD2116 (rear view)	**Pushbuttons, 1 NO contact, with separate neutral terminal**		
	Versions		
	• with claws • without claws for hollow-wall mounting		**5TD2116** **5TD2116-0KK**
	For tops see	Page	
	• *i-system* • *DELTA profil* • *DELTA style*	2/4 5/5 6/6	
 5TD2123 (front view)  5TD2123 (rear view)	**Pushbuttons, 1 CO contact** • Can also be used as NC contact • Cannot be illuminated		
	Versions		
	• with claws • without claws for hollow-wall mounting		**5TD2123** **5TD2123-0KK**
	For tops see	Page	
	• *i-system* • *DELTA profil* • *DELTA style*	2/4 5/5 6/6	

© Siemens 2023

Inserts

	Version		Order No.
 5TD2117 (front view) 5TD2117 (rear view)	**Pushbuttons, 1 CO contact, with separate neutral terminal** With 5TG7333 glow lamp (normal luminosity)		
	Versions		
	• with claws • without claws for hollow-wall mounting		**5TD2117** **5TD2117-0KK**
	For tops see	Page	
	• *i-system* • *DELTA profil* • *DELTA style*	2/4 5/5 6/6	
	Note	Page	
	For Technical specifications, see ...	16/10	
 5TD2114 (front view)  5TD2114 (rear view)	**Pushbuttons, with separate check-back indication** without glow lamp		
	Versions		
	• with claws • without claws for hollow-wall mounting		**5TD2114** **5TD2114-0KK**
	For tops see	Page	
	• *i-system* • *DELTA profil* • *DELTA style*	2/4 5/5 6/6	
	Note	Page	
	For Technical specifications, see ...	16/10	
 5TD2115 (front view) 5TD2115 (rear view)	**Pushbuttons, double, 1 NO contact, 1 CO contact**		
	Versions		
	• with claws • without claws for hollow-wall mounting		**5TD2115** **5TD2115-0KK**
	For tops see	Page	
	• *i-system* • *DELTA profil* • *DELTA style*	2/4 5/5 6/6	
	Note	Page	
	For Technical specifications, see ...	16/10	

© Siemens 2023

	Version		Order No.
 5TD2111 (front view)  5TD2111 (rear view)	**Pushbuttons, double, 2 NO contacts**		
	Versions		
	• with claws • without claws for hollow-wall mounting		**5TD2111** **5TD2111-0KK**
	For tops see	Page	
	• *i-system* • *DELTA profil* • *DELTA style*	2/4 5/5 6/6	
	Note	Page	
	For Technical specifications, see ...	16/10	

Inserts dimmers

	General information The devices comply with DIN EN 55014, Class B.		
5TC8283	**Low-voltage dimmers, for magnetic transformers, 50 to 600 W, 25 to 500 VA, for two-way switching** • Leading-edge phase technology 230 V AC, 50/60 Hz • With pushbutton ON/OFF/two-way switch and rotary operation • For claw and screw fixing • Screw terminals with anti-slip terminal body for solid and finely stranded conductors • Miniature fuse T 4 H 250 V with spare fuse in fuse holder • Order no. for spare fuse: 5TG8330 • With temperature cutout, not resettable • Trimming potentiometer for basic brightness • Rotary potentiometer with soft notching • VDE and KEMA certification		**5TC8283**
	Rated load		
	• Incandescent lamps • High-voltage halogen lamps • LV halogen lamps with magnetic transformer	50 ... 600 W 50 ... 600 W 25 ... 500 VA	
	Symbol / For tops see	Page	
	R, L / • *i-system* • *DELTA profil* • *DELTA style*	2/21 5/12 6/18	
	Note	Page	
	For Technical specifications, see ...	16/13	
5TC8263	**Low voltage rotary-dimmer for LED, 60 W and RL 6 ... 120 W** • Loads: AC 230 V, 50/60 Hz • The NV rotary dimmer is also equipped with a temperature fuse • VDE-Approbation • Rated load up to 35°C ambient temperature: - Incandescent lamps: 6 ... 120 W - High-volt halogen lamps: 6 ... 120 W - Low-volt halogen lamps.: 25 ... 100 VA - Dimmable LED Lamps 60 W		**5TC8263**
	Symbol / For tops see	Page	
	R, L, LED / • *i-system* • *DELTA profil* • *DELTA style*	2/21 5/12 6/18	
	Note		
	Technical data, compatible lamps list, see Siemens Online Support Portal https://support.industry.siemens.com		

9

© Siemens 2023

Inserts

	Version	Order No.
 5TC8258	**LV dimmers, for electronic transformers, 60 to 800 W, 60 to 800 VA, for two-way switching** • Trailing-edge phase technology AC 230 V, 50 Hz • With pushbutton ON/OFF/two-way switch and rotary operation • For claw and screw fixing • Screw terminals with anti-slip terminal body for solid and finely stranded conductors • With electronic fuse, short-circuit resistant • With temperature cutout, self-resetting • Trimming potentiometer for load matching • Rotary potentiometer with soft notching • VDE approved	**5TC8258**
	Rated load	
	• Incandescent lamps: 60 ... 800 W • High-voltage halogen lamps: 60 ... 800 W • LV halogen lamps with electronic transformer: 60 ... 800 VA	
	Symbol: R, C — For tops see: • *i-system* 2/21; • *DELTA profil* 5/12; • *DELTA style* 6/17 — Page	
	Note — Page	
	For Technical specifications, see ... 16/15	

Inserts for lighting control/switching

5TC8424	**Electronic potentiometers, switch** • Control device for the brightness of fluorescent lamps • Connection to electronic primary switching devices (ECG) with control input 1 ... 10 V DC • With pushbutton ON/OFF switch and rotary operation • For claw and screw fixing • Screw terminals with anti-slip terminal body for solid and finely stranded conductors • Control voltage: 1 ... 10 V DC • Max. control current: 50 mA • Load connection: 230 V AC/4 A • Trimming potentiometer for setting basic brightness • Rotary potentiometer with soft notching • VDE and KEMA certification	**5TC8424**
	Switching capacity	
	• OSRAM Quicktronik dimmable - 1 x 58 W LL: max. 6 units - 1 x 36 W LL: max. 9 units - 2 x 58 W LL: max. 3 units - 2 x 36 W LL: max. 4 units	
	Symbol: X, 10 V — For tops see: • *i-system* 2/21; • *DELTA profil* 5/12; • *DELTA style* 6/17 — Page	
	Note — Page	
	For Technical specifications, see ... 16/16	

Inserts for add-on devices

5TC1250	**Time switches** • for screw fixing • 16 A, AC 250 V • Runtime 15 min • Can be switched off • 2-pole	**5TC1250**
	For tops see: • *DELTA style* 6/25 — Page	

© Siemens 2023

	Version	Order No.
Inserts for recessed mounting (Flush-mounting devices)		
	General information • Dimensions 45 mm x 45 mm x 12 mm • Working temperature: 0 ... +40°C • Degree of protection: IP20 according to DIN EN 20324, DIN EN 60669-2-1	
 5TC8210-0	**Universal Dimmer RLC** • AC 230 V, 50 Hz • Consumption 3 VA • Valid for Incandescence & Halogens: - For AC 230 V Incandescent & Halogen lamps 15 W ~ 400 W - Halogen lamps with inductive transformer 20 W ~ 250 W - Halogen lamps with electronic transformer 15 W ~ 400 W • Admits up to 3 lighted pushbuttons (unlimited non-lighted). Note / Page For Technical specifications, see ... 16/18 R, L, C Technical Data, see Siemens Online Support Portal https://support.industry.siemens.com/cs/ww/en/pv/5TC8210-0/td?dl=en	**5TC8210-0**
 5TC8211-0	**LED lamp dimmers** • AC 230 V, 50/60 Hz • Consumption 2 VA • Suitable lamp types: dimmable LED lamps: - AC 230 V, LED lamps 4 ... 100 W - 12 V, LED lamps (with electronic transformer) 1 lamp/trafo, max. 6 transformers (50 W), • Admits up to 3 lighted pushbuttons (unlimited non-lighted). Note / Page For Technical specifications, see ... 16/19 R, L, C Technical Data, see Siemens Online Support Portal https://support.industry.siemens.com/cs/ww/en/pv/5TC8211-0/td?dl=en	**5TC8211-0**
 5TC8212-0	**Dimmer controller for LED** • DC 12 ... 48 V • Consumption: <12 mA, Maximum load 8 A • Minimum brightness level: 1 ... 60 % • Duration of brightness setting: 3 ... 10 sec. • Control: Pushbutton referred to ground or pushbutton isolated referred to AC 230 V Note / Page For Technical specifications, see ... 16/20 Technical Data, see Siemens Online Support Portal https://support.industry.siemens.com/cs/ww/en/pv/5TC8212-0/td?dl=en	**5TC8212-0**
 5TC8213-0	**Dimmer for dimmable compact fluorescent lamps** • AC 230 V, 50 Hz • Consumption: 3 VA • Suitable lamp types: dimmbable energy-saving lamps 20 ... 200 W Note / Page For Technical specifications, see ... 16/21 Technical Data, see Siemens Online Support Portal https://support.industry.siemens.com/cs/ww/en/pv/5TC8213-0/td?dl=en	**5TC8213-0**
 5TG2400	**Staircase lighting switch** • AC 230 V, 50 Hz • Consumption: 5 VA • Suitable lamp types: Incandescence, Halogen lamps and Lighting fixtures in fume hoods: - Incandescence and Halogen lamps 230 V: 40 ... 400 W - Halogen lamps with inductive Transformer: 50 ... 320 W - Halogen lamps with electronic Transformer: 40 ... 400 W - Motors: 36 ... 100 W • Settings by: selector switch • Admits up to 3 lighted pushbuttons (unlimited non-lighted) The power source used for the controller must comply with the Low Voltage Directive 2006/95/EG and the Electromagnetic Compatibility Directive 2004/108/EG. Technical Data, see Siemens Online Support Portal https://support.industry.siemens.com/cs/ww/en/pv/5TG2400/td?dl=en	**5TG2400**

© Siemens 2023

Selection and ordering data

	Version				Order No.
Accessories					
5TG7315	**LED light inserts, for switch and pushbutton inserts** For all rockers with windows				
	Fluorescent color	Rated voltage	Power consumption in mA		
	• red	AC 8 V	2		**5TG7315**
		AC 12 V	2		**5TG7316**
		AC 24 V	2		**5TG7317**
		230 V	1		**5TG7353**
	• orange				
	- normal	AC 230 V	0,9		**5TG7333**
	- strong	AC 230 V	1,0		**5TG7343**
	• white	AC 230 V	1,1		**5TG7354**
	• blue	AC 230 V	1,1		**5TG7355**
	Note				
	• The LED light inserts cannot be used in all rocker color versions, since the rocker might be fitted with a colored window already. • If using the LED light inserts together with energy-saving lamps or lights with conventional primary switching device, the LED may flicker slightly.				
5TG7321	**Glow lamps for switch and pushbutton inserts**				
	Luminosity	Rated voltage	Power consumption	Base color	
	weak	AC 230 V	0,18 mA	white	**5TG7321**
5TG2498	**Extension claws for DELTA inserts with rubber for self-retracting claws** • 1 set contains ten extension claws • 2 extension claws are needed per insert				**5TG2498**

© Siemens 2023

© Siemens 2023

Motion detectors

Selection and ordering data

	Version		Order No.
5TC1585 5TC1586	**Motion detector with pushbutton** NEW		
	Versions		
	• Master		**5TC1585**
	• Extension insert		**5TC1586**
	Technical Data		
	• Supply voltage AC 230 V, 50/60 Hz • Switching load - Incandescent/halogen 2300 W - Compact/fluorescent lamps 1150 VA - LED lamps < 2 W: type 40 W, > 2 W: type 450 W • Installation height 0,8 ... 1,2 m • Detection angle 170° • Emission angle: +15 ... -30° • Detection area - across 14 x 17 m, frontal 12 x 10 m • Lighting time delay: 10 s ... 30 min. • Brightness setting range: 5 ... 1000 Lux • Night operation, day/night operation • Degree of protection: IP20		
	Note	Page	
	• The required adapter frame must be ordered separately. • Required for use with DELTA style *Intermediate frame 55 mm x 55 mm*	 6/5	
5TG6278-5TW00	**Adapter frame for Motion detector 5TC158x** NEW		
	Versions		
	for i-system • titanium white (similar to RAL 9010) • aluminum metallic (similar to RAL 9006) • carbon metallic (similar to RAL 7016) • soft black		 **5TG6278-5TW00** **5TG6278-5AM00** **5TG6278-5CM00** **5TG6278-5SB00**
	for DELTA style • titanium white (similar to RAL 9010) • platinum metallic (similar to RAL 9007) • chocolate • anthracite cosso • malt gold (similar to RAL 1036)		 **5TG6278-5TW00** **5TG6278-5PM00** **5TG6278-5CH00** **5TG6278-5AC00** **5TG6278-5MG00**
 5TG1327	**Intermediate frames 55 mm x 55 mm for DELTA style**		
	Versions		
	• titanium white (similar to RAL 9010) • platinum metallic (similar to RAL 9007) • chocolate NEW • anthracite cosso NEW • malt gold (similar to RAL 1036) NEW		**5TG1327** **5TG1327-1** **5TG1327-0CH** **5TG1327-0AC** **5TG1327-0MG**
5TC7220-0 5TC7220-1	**Ceiling movement detector** • AC 230 V, 50 Hz • Consumption <1 W • Contact load: 16 A cos φ= • Switching load: - Incandescence or halogens AC 230 V: 3000 W - Halogens with electronic transformer: 3000 W - Halogens with ferromagnetic transformer: 2400 W - Fluorescence: 1300 W (130 µF). - Dimmable compact fluorescent lamps: 18 x 7 W, 12 x 11 W, 10 x15 W, 10 x 20 W, 10 x 23 W - LED lamps • Detection angle: 360° Circular • Range of coverage: Ø max. 7 m at 2.5 m high and a temperature of 18 °C • Settings: via potentiometer • Lux value: 5 ... 1200 Lux • Time delay: 6 s ... 12 minutes • Dimensions (mounted): 118.5 mm x 45 mm • Degree of protection: IP40 / Class II • Working temperature: -10° ... +45° C		
	Versions		
	• Ceiling movement detector		**5TC7220-0**
	• Surface Ceiling movement detector		**5TC7220-1**
	Note	Page	
	For Technical specifications, see ...	16/23	

© Siemens 2023



11/2 **Inserts**

11/5 **Inserts with Cover plates**

© Siemens 2023

Selection and ordering data

	Version		Order No.
	General information • 10 A, AC 250 V • for screw and claw fixing • Self-retracting claws • Live parts of inserts covered by molded plastic • The screwless terminals are connecting terminals for Cu and aluminum conductors		
	Note	Page	
	For extension claws, see ...	9/12	**5TG2498**
 5TA2154 (front view) 5TA2154 (rear view)	**Shutter/blind switches, with electrical and mechanical interlock**		
	Versions		
	• with claws • without claws for hollow-wall mounting		**5TA2154** **5TA2154-0KK**
	For tops see	Page (ff.)	
	• *i-system* • *DELTA profil* • *DELTA style*	2/19 5/11 6/16	
	Note	Page	
	For Technical specifications, see ...	16/26	
 5TA2114 (front view) 5TA2114 (rear view)	**Shutter/blind switches, with electrical interlock**		
	Versions		
	• with claws • without claws for hollow-wall mounting		**5TA2114** **5TA2114-0KK**
	For tops see	Page (ff.)	
	• *i-system* • *DELTA profil* • *DELTA style*	2/19 5/11 6/16	
	Note	Page	
	For Technical specifications, see ...	16/26	
 5TA7692	**Shutter/blind knob-operated switches** • 10 A, AC 250 V • Momentary-contact and maintained-contact position to left and right and neutral position		
	Versions		
	• 1-pole • 2-pole		**5TA7692** **5TA7693**
	For tops see	Page (ff.)	
	• *DELTA style*	6/16	

© Siemens 2023

	Version	Order No.
5TC1231	**Sys shutter/blind control inserts** • For controlling a shutter/blind motor with mechanical or electronic limit switches • Flush-mounting devices • Operation is by means of *pushbuttons sys shutter/blind*	**5TC1231**
	Product features	
	• 2 relays which are electrical interlocked against each other with a minimum switchover time 1 s • Group and central controls through combination of several shutter/blind control sys inserts • The "wind alarm" safety function can be implemented through the UP extension unit input • Multiphase operation (i.e. different phases at main and secondary station) is possible • Bridging of voltage interruptions less than 0,2 s • Conventional shutter/blind pushbuttons (5TA2114) or switches (5TA2154) can be connected over secondary inputs • Number of extension units: unlimited • Rated voltage: AC 230 V, 50 Hz (neutral conductor required) • Connected load: max. 1 motor 1000 VA	
	For tops see — Page	
	• *i-system* — 2/19 • *DELTA profil* — 5/11 • *DELTA style* — 6/16	
	Note — Page	
	For Technical specifications, see ... — 16/29 Download the operating and mounting instructions from: http://support.automation.siemens.com/ww/view/de/5tc1231/all	

© Siemens 2023

	Version	Order No.

Flush-mounting isolating relays

General information
- Relay for the control of several shutters or blinds
- Locking against simultaneous actuation of central and individual controls
- Priority switching of the central command
- Switching time between UP and DOWN commands must be at least 0.5 s
- Only for in-phase operation



5TC1270

Shutter/blind control flush-mounting isolating relays — **5TC1270**
- double, with individual control
- Two motors can be controlled per isolating relay, even if further isolating relays are connected downstream
- Option for individual control of connected motors over shutter/blind pushbutton (e.g.. 5TA2114)

Technichal Data	
• Rated voltage	AC 230 V, 50 Hz ±10 %
• Switching voltage Relais	max. AC 250 V
• Switching capacity relays	max. 8 A (AC1), 3 A (ind.)
• Supply voltage	AC 230 V ±10 %
• Power consumption relays	10 mA
• Operating temperature	0 ... 60 °C
• Terminals	max. 2,5 mm^2
• Dimensions	58 mm x 59 mm x 22 mm
• Weight	ca. 75 g
• Mounting	flush-mounting box 70 mm Ø, 40 mm or surface- mounting box 100 mm x 100 mm

Note	Page
Dimensional Drawings see ...	16/32

Note

Download the operating and mounting instructions from:
http://support.automation.siemens.com/ww/view/en/5tc1270/all

5TC1271

Shutter/blind control flush-mounting isolating relays, compact — **5TC1271**
- A maximum of two motors can be connected per compact isolating relay, whereby the drive connected to the marked motor terminals can also be individually controlled over a shutter/blind pushbutton
- If cascaded, a motor can be connected to each compact isolating relay, which can also be individually controlled over a shutter/blind push-button
- The isolating relay is to be installed into a surface-mounting or flushmounting box (flush-mounting box from 60 mm Ø, 40 mm deep or surface-mounting boxes from 75 mm x 75 mm)

Technical Data	
• Rated voltage	AC 230 V / 50 Hz ±10 %
• Switching voltage Relais	max. AC 250 V
• Switching capacity relays	max. 8 A (AC1), 3 A (ind.)
• Supply voltage	AC 230 V, 50 Hz ±10 %
• Power consumption relays	10 mA
• Opeating temperature	0 ... 60 °C
• Terminals	max. 2,5 mm^2
• Dimensions	50 mm x 53 mm x 22 mm
• Weight	ca. 60 g
• Mounting	flush-mounting box 60 mm Ø, 40 mm or surface- mounting box 75 mm x 75 mm

Note	Page
Dimensional Drawings see ...	16/32

Note

Download the operating and mounting instructions from:
http://support.automation.siemens.com/ww/view/en/5tc1271/all

© Siemens 2023

Selection and ordering data

	Version		Order No.
Shutter/blind pushbuttons			
5TD4708	**Shutter/blind switches, with electrical interlock, with Up/Down symbols** • In DELTA fläche IP44 design • Screwless terminals • Terminal assignment same as for 5TA2114 flush-mounting insert		**5TD4708**
	Note	Page	
	For Technical specifications, see ...	16/26	
Shutter/blind key-operated switches			
5TA7650	**Shutter/blind key-operated switches with "Key" symbol** • In DELTA fläche IP44 design • IP44 splash-proof • With Up/Down symbols (under the hinged lid) • 10 A, 250 V AC according to DIN 49200 • Enclosures made of high-impact molded plastic • Size of cover: 66 mm x 75 mm • Cable entry: slide nipples for cables with 8 mm to 13,5 mm Ø • Screw terminals • 1-pole (changeover contact with neutral position) • With two keys • Identical key type (different locking systems on request) • Key can only be withdrawn in neutral position		
	Versions		
	• Momentary-contact and maintained-contact position to left and right		**5TA7650**
	• Momentary-contact position to left and right		**5TA7651**

© Siemens 2023

Notes

© Siemens 2023

© Siemens 2023

Selection and ordering data

	Version		Order No.
5TC9221	**Cover plates for Room temperature controllers, NC/CO**		
	Versions		
	• titanium white (similar to RAL 9010)		**5TC9221**
	• electrical white (RAL 1013)		**5TC9220**
	• aluminum metallic (similar to RAL 9006)		**5TC9250**
5TC9200	**Inserts Room temperature controllers**		
	Versions		
	• Room temperature controller, 1 NC contact		**5TC9200**
	• Room temperature controller, 1 CO contact		**5TC9201**
	• Room temperature controller, 3-position switch		**5TC9202**
	Note	Page	
	Technical Data see ...	16/34	
5TC9774-4WH00	**Room temperature controllers** • Input rated voltage: AC 230 V, 50 Hz • Switching capacity: AC 230 V,10 A • Switching capacity: AC 230 V, 5 A • Sensor type: bimetall type 1C • Operating temperature: 5 ... 30 °C		
	Versions		
	i-system		
	• polarwhite (similar to RAL 9016)		**5TC9774-4WH00**
	• aluminum metallic (similar to RAL 9006)		**5TC9774-4AM00**
	• carbon metallic (similar to RAL 7016)		**5TC9774-4CM00**
	DELTA style		
	• polarwhite (similar to RAL 9016)		**5TC9774-4WH00**
	• platinum metallic (similar to RAL 9007)		**5TC9774-4PM00**
	• chocolate NEW		**5TC9774-4CH00**
	• anthracite cosso NEW		**5TC9774-4AC00**
	Note	Page	
	Required for use with DELTA style intermediate frames.		
	• titanium white	6/5	**5TG1327**
	• platinum metallic	6/5	**5TG1327-1**
5TC9774-5WH00	**Room temperature controllers for underfloor heating** • Input rated voltage: AC 230 V, 50 Hz • Sensor: external or internal and external (monitor) • Switching capacity: AC 230 V,16 A • Sensor type: bimetall type 1C • Operating temperature: 10 ... 50 °C (step 1 ... 5)		
	Versions		
	i-system		
	• polarwhite (similar to RAL 9016)		**5TC9774-5WH00**
	• aluminum metallic (similar to RAL 9006)		**5TC9774-5AM00**
	• carbon metallic (similar to RAL 7016)		**5TC9774-5CM00**
	DELTA style		
	• polarwhite (similar to RAL 9016)		**5TC9774-5WH00**
	• platinum metallic (similar to RAL 9007)		**5TC9774-5PM00**
	• chocolate NEW		**5TC9774-5CH00**
	• anthracite cosso NEW		**5TC9774-5AC00**
	Note	Page	
	Required for use with DELTA style intermediate frames.		
	• titanium white	6/5	**5TG1327**
	• platinum metallic	6/5	**5TG1327-1**

© Siemens 2023

	Version		Order No.
5TC9774-6WH00	**Digital chronothermostat** • For time-dependent individual room or floor temperature control for electric and hot water heating systems • Room thermostat, Room thermostat with floor temperature controller or Floor temperature controller selectable • Emergency operation function • Adjustable operating modes: - Automatic mode - Comfort mode, permanently - ECO mode, permanently - OFF (antifreezing function) • Keylock • Automatic summer/winter time changeover • Valve protection function • Input rated voltage: 230 V AC, 50 Hz • Sensor: external or internal and external (monitor) • Switching capacity: AC 230 V,10 A • Sensor: NTC-internal • Setting range: - 5 … 30°C for control of room temperatures - 10 … 42°C for control of floor temperature • Switching difference: <1K • Display: graphic display, backlit • Degree of protection: IP 30		
	Versions		
	i-system		
	• polarwhite (similar to RAL 9016)		**5TC9774-6WH00**
	• aluminum metallic (similar to RAL 9006)		**5TC9774-6AM00**
	• carbon metallic (similar to RAL 7016)		**5TC9774-6CM00**
	Note	Page	
	Required for use with DELTA style intermediate frames.		
	• titanium white	6/5	**5TG1327**
	• platinum metallic	6/5	**5TG1327-1**

© Siemens 2023

Notes

© Siemens 2023



13/2 Inserts
13/7 Chargers
13/8 Inserts with cover plates
13/9 m-system modules

© Siemens 2023

Selection and ordering data

	Version	Order No.
	Inserts for TV / RF / SAT	
	General information • for screw and claw fixing • Can be used with all international TV standards: B/G, D/K, I, L, M, CCIR/OIRT, PAL/SECAM/NTSC/Digital-TV • gap-free transition ranges at both outlets, i.e. any assignment possible with reverse channel and forward channel • Signal spectrum from 4 ... 2400 MHz • Shielding EMC Class A to 300 MHz > 85 dB/2400 MHz > 55 dB	
	For tops see / Page • Design i-system 2/25 • Design DELTA profil 5/15 • *Design DELTA style* 6/22	
	Note / Page For Technical specifications, see ... 16/39	
 5TG2485	**Aerial branch-circuit boxes** • For use in individual, party, broadband cable and satellite aerial systems • Transfers remote power supply (max. 24 V DC / 500 mA) • Connection attenuation 2 ... 4 dB	**5TG2485**
 5TG2484	**Aerial through-way boxes/terminal boxes** • For use in party, broadband cable and satellite aerial systems • Can be used as terminal box with terminating resistor 75 Ω (included in delivery) • Throughput attenuation 1,5 dB • Connection attenuation 15 dB	**5TG2484**
	Inserts for data and voice networks	
	General information • For installation in combination devices • With screw and claw fixing	
	For tops see / Page • *Design i-system* 2/23 • *Design DELTA profil* 5/13 • *Design DELTA style* 6/20	
	Note / Page For Technical specifications, see ... 16/38	
 5TG2417	**UAE outlet boxes, Cat.3, Rutenbeck** • With inclined outlet for RJ 11/12 and RJ 45 • Unshielded • ISDN-capable	
	Versions	
	• 1 x 8-pole	**5TG2417**
	• 2 x 8-pole (8/8)	**5TG2406**

© Siemens 2023

	Version	Order No.
	General information • with inclined outlet for RJ45 • LSA terminals for one conductor 0.4 ... 0.63 mm, AWG 26 ... 22, outside diameter 0.7 ... 1.6 mm for PE, 1 core per contact, reusability min.50 times • Suitable for PoE + (Power over Ethernet) according to IEEE 802.3at	
 5TG2026-1	**UAE outlet boxes, real Cat.6e, unshielded, STP Rutenbeck** • Combined shield contacting and strain relief with variable cable feed (+/- 30°) • Cat.6/Class E to DIN EN 60 603-7-5:2011-03, ISO/IEC 11801:2011-06 and DIN EN 50173-1:2011-09	
	Versions	
	• 1 x 8-pole • 2 x 8-pole (8/8)	**5TG2026-1** **5TG2026-2**
 5TG2027-1	**UAE outlet boxes, real Cat.6a, unshielded, Rutenbeck** • Cat.6/Class A to ISO/IEC 11801:2011-06, DIN EN 50 173-1:2011-09, TIA/EIA-568-B.2-10 2008.	
	Versions	
	• 1 x 8-pole • 2 x 8-pole (8/8)	**5TG2027-1** **5TG2027-2**

Support plates Modular Jack

	General information • Support plate with colored inserts for accommodating up to two Modular Jack plug-in connectors • For screw fixing	
	For tops see / Page • *i-system* 2/24 • *DELTA profil*[1] 5/13 • *DELTA style* 6/18	
	Note [1] Cutout frames necessary.	
 5TG2078	**Modular Jack support plate, red insert** Mountable Jacks: • AMP/Tyco: - 216000-2 - 216005-4 • Krone: - MT-RJ socket 7023.1.303-xx - Cat.6: socket STP 6830.1.312-xx - Cat.6: socket UTP 6830.1.302-xx - Cat.6: socket UTP 6380.1.800-xx - Cat.6: socket UTP 6380.1.810-xx • Molex - KSJ-00033-02/-04 • Radiall - R 280 MOD 802/803/804/805/807 • Siemon - MX-K-C5-80-ND/-02 ND • Telegärtner - Cat.6: J00029A0036	**5TG2078**
 5TG2080	**Modular Jack support plate, black insert** Mountable Jacks: • Leviton - Cat.5: Typ 41108 • Panduit Keystone - Cat.5e: KJ5 e88 Txx, - Cat.6: KJ 688 Txx • Brand Rex - GPC Jack F01 3LF	**5TG2080**
 5TG2082	**Modular Jack support plate, orange insert** Mountable Jacks: • Setec: - SeSix 501244 UKJ 501292 • Rutenbeck - 13900 300 • MMC: - MK 6 NB - MK 6 AN - MK 6 FS • DANCHIEF - Cat.5: 568 A/B • Radiall - R280 MOD 809 and MOD 811 • Hubbel - HXJ 5 EBU and UTP • BTR - UTP 130 A 10 I	**5TG2082**

© Siemens 2023

Inserts

	Version	Order No.
 5TG2081	**Modular Jack support plate, yellow insert** Mountable Jacks: • AMP/Tyco: - Cat.3 RJ11: 1375192-x - Cat.3 RJ11: 1375193-x - Cat.5: 406372-x - Cat.5e: 1116515-1 - Cat.5e: 1116604-x - Cat.5e: 1339015-1 - Cat.5e: 1339189-x - Cat.5e: 137191-x - Cat.5e: 1375189-1 - Cat.5e: 1375190-x - Cat.6: 1375055-x - Cat.6: 1375187-x - Cat.6: 137188-1 - 188650-3 ... 6 - 1711342-1 - 338038-1 ... 4 - MTRJ127841-1 - MTRJ127842-1 • ASYCO - Cat.5e/6 SFTP • Kerpen - E-Line 600 GG45 Cat.6 Keystone clip Nr. 9ZE20009 • Nexans - LENmark-MJ with Keystone clip N429.620	**5TG2081**
 5TG2083	**Modular Jack support plate, blue insert** Mountable Jacks: • Krone: - Cat.5: socket STP 6540.1.154.xx - UTP 6540.1.130.xx - UTP 6540.1.100.xx	**5TG2083**
 5TG2084	**Modular Jack support plate, brown insert** Mountable Jacks: • Siemon - MX6-FS	**5TG2084**
 5TG2058	**Modular Jack support plate, green insert** Mountable Jacks: • AVAYA Anixter - M11 ... en M100 (uitloop) Systimax - Cat.5: MPS100E (Lucent Techn.): - Cat.6: MPS200E + MGS 400 • Gigaspeed: - X10D MGS500 - X10D MFP520 • R&M - R30511, -2, -3 and -4 with Adapter 310694	**5TG2058**
 5TG2058-1	**Modular Jack support plate, transparent insert** Mountable Jacks: • AMP/tyco - Type-Nr. 216811-1	**5TG2058-1**

13

© Siemens 2023

	Version	Order No.
 5TG2058-2	**Modular Jack support plate, white insert** Mountable Jacks: • NORDIX/CDT - 061110 AO 405302 + 3	**5TG2058-2**
 5TG2058-3	**Modular Jack support plate, gray insert** Mountable Jacks: • Lexel - LexCom 125 + 250 with Mounting frame 306580009	**5TG2058-3**
 5TG2058-4	**Modular Jack support plate, silver insert** Mountable Jacks: • 3 M - 05-753-212 00 Cat.6A m.S. shielded - VOL-OCK6-SE8 - VOL-OCK6A-SE8 - VOL-OCK6ASN8 - 43096-746 00 - 43096-747 00 • Daetwyler - KS-TS 6 418054 - KS-T 6 418055 - KS-T 6A 418060 - KS-T Plus 6A 418061 - Unilan KU-T 1/8 418070/1/2/3 - MS-K 1/8 440001/04 Cat.6 m.S. shielded • LEVITON - C6a + QP shielded • R & M - R509508 and -9 cat6A m.S. - R813512 and -514 cat6A ELS	**5TG2058-4**
 5TG2098	**Modular Jack support plate, beige insert** Mountable Jacks: • BTR - E-DAT Module Nr.130910-I • Daetwyler - Unilan MS 1/8 Cat. 6 (equivalent to BTR-Jack)	**5TG2098**

© Siemens 2023

	Version		Order No.
Inserts for Multimedia			
5TG2020-0	**HDMI Connector** The HDMI adapter enables the transmission of high-resolution digital audio and video, e.g. from a DVD / Blue-Ray player to an LED TV screen. • HDMI socket type A or high speed supported • Full HD-compatible 1920 x 1080 pixel • Connector 20-core HDMI cable • screw terminals • for screw fixing		
	Versions		
	• white • gray		**5TG2020-0** **5TG2020-1**
	For tops see	Page	
	• *i-system* • *DELTA profil* • *DELTA style*	2/23 5/13 6/20	
 5TG2021-0	**VGA Connector** The VGA adapter enables the transmission of analogue video data between PCs or laptops and display units such as monitors. • VGA socket type D-Sub, 15-pole • Full HD-compatible 1920 x 1080 pixel • Connector 15-core VGA cable • screw terminals • for screw fixing		
	Versions		
	• white • gray		**5TG2021-0** **5TG2021-1**
	For tops see	Page	
	• *i-system* • *DELTA profil* • *DELTA style*	2/23 5/13 6/20	
 5TG2022-0	**USB Connector** The USB adapter enables data interconnection of various devices with USB connectors (printer, scanner, USB sticks e.g.) or digital cameras • USB socket type A • USB 2.0 compatible • Connector 5-core USB cable • screw terminals and with strain relief • for screw fixing		
	Versions		
	• white • gray		**5TG2022-0** **5TG2022-1**
	For tops see	Page	
	• *i-system* • *DELTA profil* • *DELTA style*	2/23 5/13 6/20	

© Siemens 2023

	Version	Order No.
Chargers		
	Double USB Charger • for devices connected via USB-2.0 type A plugs • charging of 2 devices at the same time possible • Output rated voltage:: DC 5 V • Output current: 1 x 2100 mA, 2 x 1050 mA • Output: 2 x USB 2.0 type A socket	
 5TG2025-2	• for i-system, DELTA profil and DELTA style ranges suitable • Input rated voltage: AC 100 ... 240 V, 50/60 Hz • vertical mounting	**5TG2025-2**
 5TG2025-3	• for i-system and DELTA style ranges suitable • Input rated voltage: AC 100 ... 350 V, 50/60 Hz • vertical mounting	**5TG2025-3**

For tops see	Page
• *i-system*	2/23
• *DELTA profil*	5/13
• *DELTA style*	6/15, 6/20

© Siemens 2023

Inserts with cover plate

Selection and ordering data

	Version		Order No.
Inserts for BNC			
	General information		
	Note	Page	
	Technical specifications for UAE outlet boxes, see ...	16/38	
5TG2068	**BNC connection, double** • in i-system design • with socket contacts • for screw and claw fixing • Crimp connection • 75 Ω		
	Versions		
	• titanium white (similar to RAL 9010) • electrical white (RAL 1013)		**5TG2068** **5TG2067**
Inserts for Loudspeaker connection			
5TG2467-2	**Loudspeaker outlet boxes** • Polarity color coded • Also suitable as outlet box for protective extra-low voltages • with plug-in terminals (with screw terminals at rear)		
	Technical Data		
	• Rear screw terminals - Solid Cu conductor - Flexible conductor with end sleeve	 10 mm² 6 mm²	
	• Front terminal - Flexible Cu conductor without end sleeve - Highly flexible Cu conductor without end sleeve	 6 mm² 4 mm²	
	• Rated voltage	AC 25 V, DC 60 V	
 5TG2468-2	Versions		
	• single • double, Stereo		**5TG2467-2** **5TG2468-2**
	For tops see	Page (ff.)	
	• *i-system* • *DELTA profil* • *DELTA style*	2/23 5/13 6/20	

13

© Siemens 2023

Selection and ordering data

	Version		Order No.
	General information • LSA-Plus connection method • Can only be used with module carrier, 1M or 2M		
	Note		
	All the modules shown here can be combined with the module carriers of the DELTA line, DELTA miro, DELTA profil and DELTA style product ranges.		
	Module carriers	Page	
	• DELTA line and DELTA miro • DELTA profil • DELTA style	7/4 7/4 7/4	
 5TG9874-1TW	**UAE outlet boxes, Cat.3** • Telephone socket outlet for modular system • Cat.3 RJ11/12 with shutter		
	Versions		
	• titanium white (similar to RAL 9010) • aluminum metallic/silver (similar to RAL 9006) • carbon metallic/anthracite cosso (similar to RAL 7016)		**5TG9874-1TW** **5TG9874-1AM** **5TG9874-1CM**
 5TG9874-2TW	**UAE outlet boxes, Cat.5** • PC socket outlet for modular system • Cat.5 RJ45 with shutter		
	Versions		
	• titanium white (similar to RAL 9010) • aluminum metallic/silver (similar to RAL 9006) • carbon metallic/anthracite cosso (similar to RAL 7016)		**5TG9874-2TW** **5TG9874-2AM** **5TG9874-2CM**

© Siemens 2023

Notes

© Siemens 2023

© Siemens 2023

Smoke detectors

Selection and ordering data

	Version	Order No.
5TC1260-4	**Monoxide carbon detector** NEW • With sealed Lithium battery • Battery lifetime 10 years	**5TC1260-4**
5TC1292-8	**Smoke detector** NEW • With sealed Lithium battery • Battery lifetime 10 years	**5TC1292-8**
5TC1296	**DELTA reflex SD230N smoke detectors** • 230 V-operated smoke detector incl. 9 V backup battery with VdS certification (suitable for networking) • The smoke detector detects smoke from fires and gives early warning. • As well as using the smoke detector on its own, it is also possible to network up to 38 smoke detectors of the same type • Battery change display for 30 days • Battery compartment check • Test button for function test • titanium white (similar to RAL 9010)	**5TC1296**

Technical Data

• Power supply	AC 230 V and 9 V alkaline backup battery (included in delivery)
• Networking	Up to 38 smoke detectors of the same type
• Signaling	Acoustic signal transducer: horn > 85 dB(A) Optical indicator: red LED
• Temperature range	0 .... +50 °C
• Dimensions (Ø x H)	111 mm x 40 mm
• Mounting	Surface mounting with or without surfacemounting box (see accessories)
• Degree of protection	IP20
• Approvals	VdS certification acc. to DIN EN 14604 10/05

Accessories

5TC1297	**Outlet boxes for "DELTA reflex SD230N smoke detectors"** • Surface-mounting box for SD230N smoke detector • Dimensions: 93 mm x 27 mm • The outlet box is required if no flush-mounting box to hold the 230 V connector is provided • titanium white (similar to RAL 9010)	**5TC1297**

© Siemens 2023

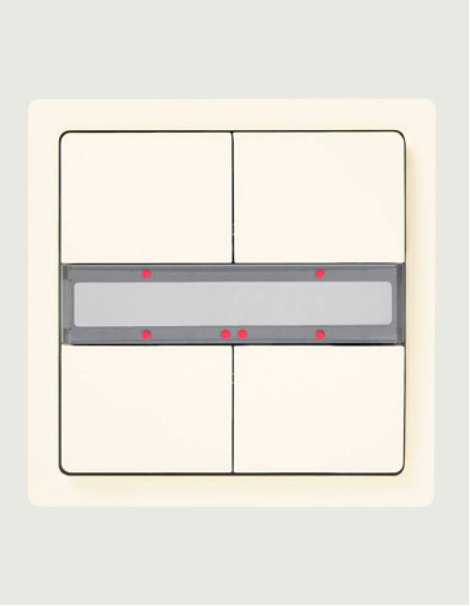

15/2 **Introduction**

Display and control units
15/5 Bus coupling unit (BTM) button
15/7 Multifunction devices

Output devices
15/8 Binary output devices

Solar protection, glare protection, use of daylight
15/9 Glare/solar protection actuators

Input devices
15/10 Binary input devices

Lighting
15/11 Dimmer

Physical sensors
15/12 Temperature, humidity, air quality

© Siemens 2023

Building Control GAMMA instabus

Energy efficient room and Building Control

siemens.com/gamma

Building Control

GAMMA instabus from Siemens is based on the worldwide KNX standard for home and Building Control, which guarantees interoperability with all certified KNX devices on the market. The comprehensive product portfolio consists of smart field devices and enables networked applications. GAMMA instabus offers products for lighting, solar protection, display and operation, energy monitoring, system products as well as heating, ventilation and air-conditioning. With GAMMA instabus and Synco primary control, it is possible to reach efficiency class A in buildings according to the BACS Energy Performance Classes EN 15232 or other energy labels. Through the standardized commissioning software (ETS) and products for different installation standards (IEC and UL/NEMA) ensure applications for the worldwide markets. So, if GAMMA instabus operates a building, the lifecycle costs are low.

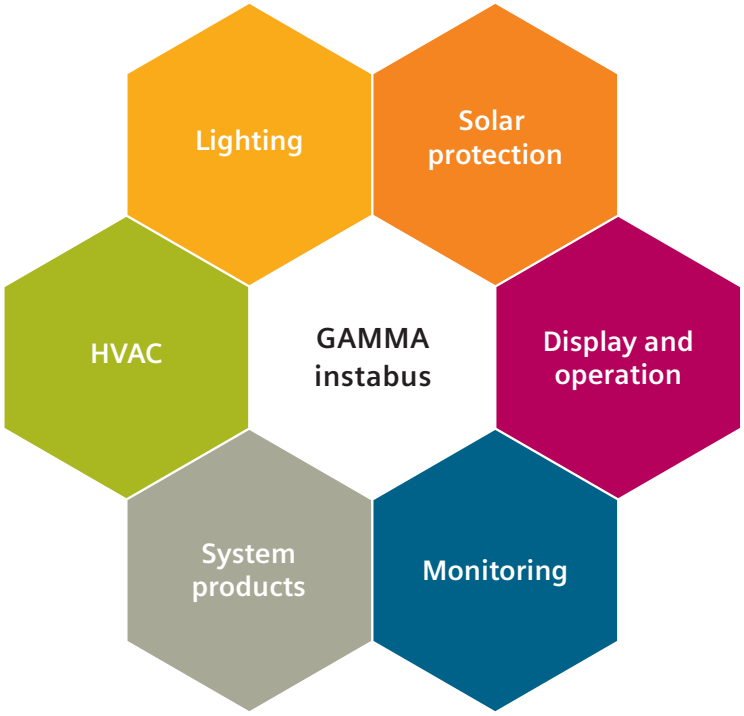

Lighting

The GAMMA instabus product portfolio offers regarding lighting compact KNX/DALI Gateway as well as LED dimmer. For this, there are many sensors for detecting presence, motion, and controlling lighting levels.

Solar protection

For controlling solar protection, door and window contact actuators, the GAMMA product portfolio offers blind actuators and weather stations to measure light, temperature, wind and rain.

Display and operation

The GAMMA instabus product portfolio offers various alternatives for display and operation for lighting, solar protection and HVAC: Starting from easy pushbuttons and room thermostat, multi functional room operation units to web based systems.

Heating, ventilation and air-conditioning (HVAC)

For heating, ventilation and air-conditioning (HVAC) in a room and building, the GAMMA instabus product portfolio offers room temperature controller, thermal actuators and actuating drives.

System products

The system products of GAMMA instabus such as power supply, IP Router, line coupler, Gateways, Automation Controller and modular actuators are available for several installation standards (IEC and UL/NEMA).

Monitoring

Monitoring enables to measure, compare and evaluate electrical power and performance, heat flow volume, consumption of gas, water and oil in various line and bar charts.

© Siemens 2023

Tools and Apps

GAMMA-TD

The GAMMA-TD website contains technical information about all KNX products from Siemens. You can download operating and installation instructions, descriptions of individual applications, VD files, technical product information, specification texts for invitations to tender as well as CE certificates.

siemens.com/gamma-td

ETS – Engineering Tool Software

ETS stands for Engineering Tool Software and is based on the world's only open standard for home and Building Control. ETS is a manufacturer-independent configuration tool that can be used to design and configure intelligent home and Building Control installations based on KNX. ETS is a software, which runs on Windows®-based computers and is maintained by the KNX Association. ETS can be used to commission any KNX product, making it possible to generate complete project documentation at any time.

knx.org

ETS Inside

The ETS Inside is a software tool of the KNX Association, which enables to adapt functions in a house individually.
All GAMMA instabus-products, which don't have an ETS Plugin, can be commissioned with the ETS Inside. A list of all GAMMA and HVAC-products you can find on the GAMMA-TD: „ETS Inside Information". (siemens.com/gamma-td)

etsinside.knx.org

ETS APP

Some users want additional functions in the Application of KNX. With the ETS Apps you can do even more Realize creative ideas for your automation project to give additional attractiveness. The ETS Apps offer limitless Possibilities, however, are nevertheless with the entire KNX system compatible. Owners of ETS, the additional want opportunities, just need to download the apps, Install and license to use the extra features..

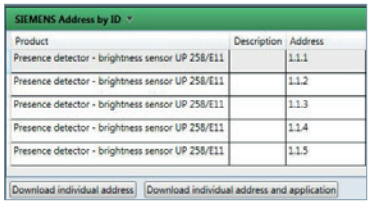

go.siemens.ets-apps

HIT Portal

Supports the European energy efficiency standard EN 15232. This tool provides more than 300 preconfigured standard HVAC configurations classified according to their energy saving potential. This allows users to select the application that best matches their requirements. Documents linked to the applications describe the conditions that have to be met to ensure compliance with one of the energy efficiency classes defined in EN 15232.

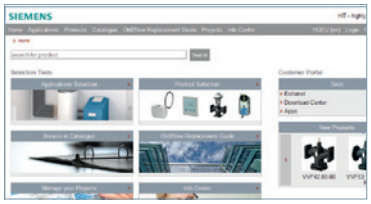

siemens.com/hit

© Siemens 2023

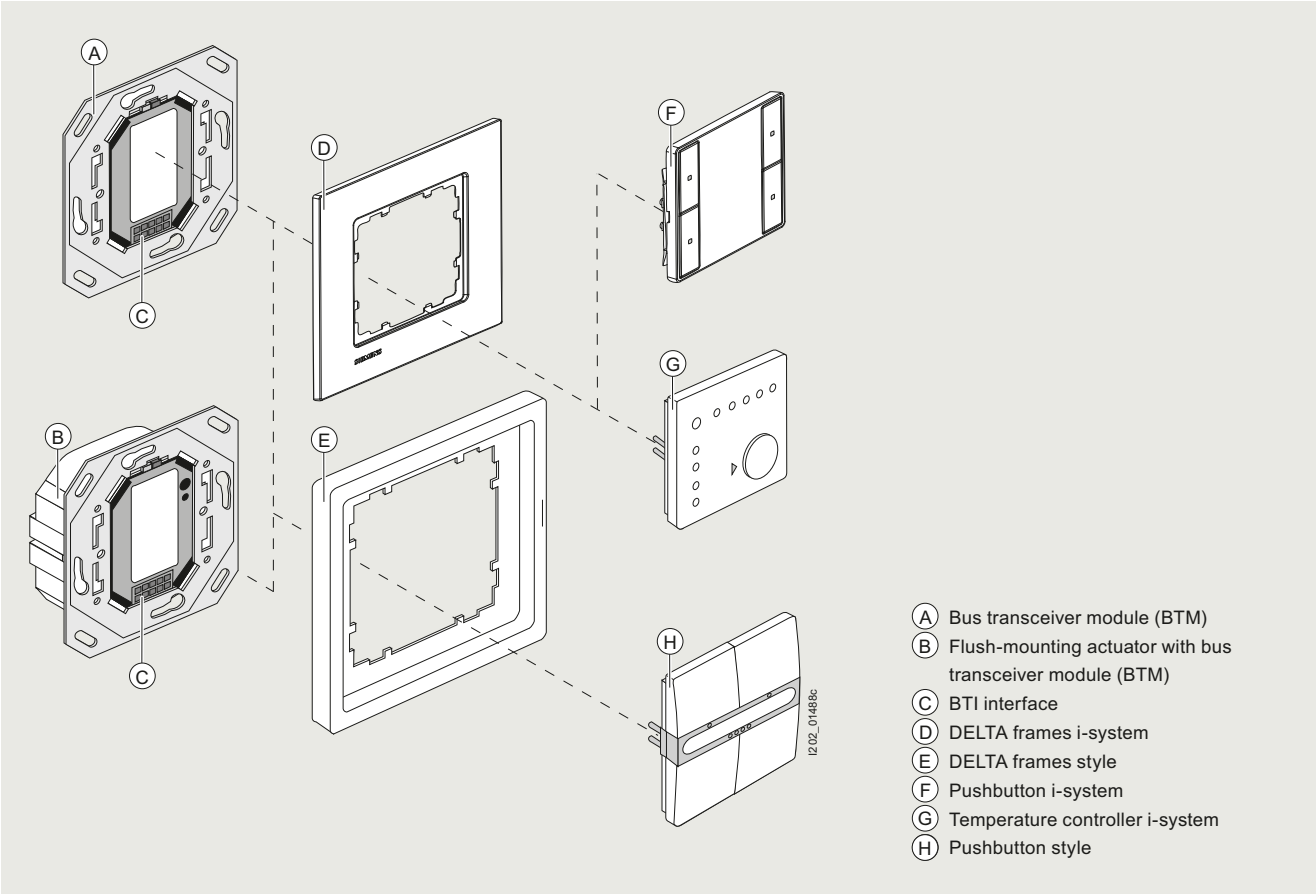

© Siemens 2023

Selection and ordering data

	Version	Order No.
i-system		
	Pushbuttons, i-system • Push button in pair • Horizontal operation • Per push button selectable function • LED for orientation light • Labeling field • Connectable bus coupling unit (BTM) or flush-mounted actuators via BTI	
 5WG1221-2DB13	**Pushbuttons UP 221/3** single, with status LED • titanium white (similar to RAL 9010) • aluminum metallic (similar to RAL 9006)	 **5WG1221-2DB13** **5WG1221-2DB33**
 5WG1222-2DB13	**Pushbuttons UP 222/3** double, with status LED • titanium white (similar to RAL 9010) • aluminum metallic (similar to RAL 9006)	 **5WG1222-2DB13** **5WG1222-2DB33**
 5WG1223-2DB13	**Pushbuttons UP 223/3** triple, with status LED • titanium white (similar to RAL 9010) • aluminum metallic (similar to RAL 9006)	 **5WG1223-2DB13** **5WG1223-2DB33**
Accessories		
 5WG1117-2AB12	**Bus coupling UP 117/12** • Bus coupling (BTM) • 10-pole BTI socket (BTI - Bus Transceiver Interface) for plugging of bus terminal devices with BTI connector • Screw fixing • Integrated bus coupling, bus connection via bus terminal • Mounting depth 18 mm • For installation in flush-mounting switch with Ø 60 mm	**5WG1117-2AB12**

Note:

The bus coupling unit (BTM) or flush-mounted actuator system with bus coupling unit (BTM) must be ordered separately.

The associated design frame must be ordered separately.

Further information can be found on the website:
www.siemens.com/gamma and www.siemens.com/gamma-td

© Siemens 2023

Bus coupling unit (BTM) button

	Version	Order No.
DELTA style		
	Pushbuttons, DELTA style • Vertical operation • Per pushbutton selectable function • LED for orientation light • Labeling field • Connectable bus coupling unit (BTM) or flush-mounted actuators via BTI	
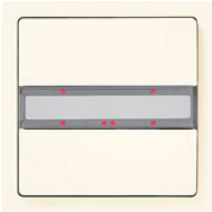 5WG1285-2DB13	**Pushbuttons UP 285/3** single, with status LED • titanium white (similar to RAL 9010) • platinum metallic (similar to RAL 9006)	 **5WG1285-2DB13** **5WG1285-2DB43**
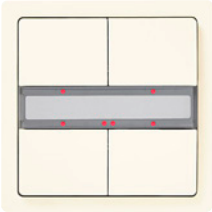 5WG1286-2DB13	**Pushbuttons UP 286/3** double, with status LED • titanium white (similar to RAL 9010) • platinum metallic (similar to RAL 9006)	 **5WG1286-2DB13** **5WG1286-2DB43**
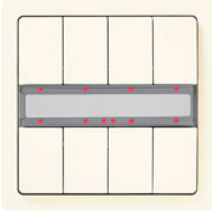 5WG1287-2DB13	**Pushbuttons UP 287/3** quadruple, with status LED • titanium white (similar to RAL 9010) • platinum metallic (similar to RAL 9006)	 **5WG1287-2DB13** **5WG1287-2DB43**
Accessories		
 5WG1117-2AB12	**Bus coupling UP 117/12** • Bus coupling (BTM) • 10-pole BTI socket (BTI - Bus Transceiver Interface) for plugging of bus terminal devices with BTI connector • Screw fixing • Integrated bus coupling, bus connection via bus terminal • Mounting depth 18 mm • For installation in flush-mounting switch with Ø 60 mm	**5WG1117-2AB12**

Note:

The bus coupling unit (BTM) or flush-mounted actuator system with bus coupling unit (BTM) must be ordered separately.

The associated design frame must be ordered separately.

Further information can be found on the website:
www.siemens.com/gamma and www.siemens.com/gamma-td

© Siemens 2023

Selection and ordering data

	Version	Order No.
5WG1227-2AB11	**Room control unit UP 227[1) 2)]** • titanium white • Multifunctional display/control unit for KNX with dot-matrix LCD display (96 x 128 pixels) • For displaying and operating at least 10 configurable room control functions • 8 touch-sensitive buttons for horizontal operation, lockable and unlockable via the KNX bus • Green/red LED functions as an orientation light, status indicator, of an active button or as an alarm • Transducer for an acoustic alarm signal or as touch feedback • Integrated room temperature sensor, evaluation and analysis via an external indoor temperature sensor • Adjustable room temperature with a two-position control and/or continuous control for a pure heating mode, pure cooling mode, or a heating and cooling mode • Operating modes can be switched via KNX: Comfort, pre-comfort, energysaving and protection mode • Adjustable dead zone between the reference heating value and the reference cooling value for comfort mode, with a two-stage heating or cooling • Weekly timer program for the controller operating modes, automatic function and a 8 or more room operation functions • 40 or more time-switching instructions • Display and date and time input • Integrated bus coupler, bus connection via bus terminal • Flush-mounted device for installation in a Ø 60 mm installation socket, with spring fastening in a separately-ordered mounting plate AQR2500NF • Dimensions (H x W x D): 55 x 55 x 37.2 mm	**5WG1227-2AB11**
5WG1237-2KB11	**Room temperature controller, UP 237K11** • titanium white • Integrated room temperature sensors • Control can be set as a two-point control and/or continuous-action control (P or PI algorithm), for heating only, for cooling only, or for heating and cooling mode • Operating modes that can be switched via KNX: comfort mode, pre-comfort mode, energy-saving mode and frost or heat protection mode • Presence pushbutton to locally switch between comfort and pre-comfort mode or comfort and energy-saving mode and to extend comfort mode after operating energy-saving or protection mode • Pushbutton for switching over between manual and automatic mode • The room temperature setpoint value for comfort mode can be set via an interchangeable rotary button (+/-) on the controller and via the KNX • Basic setpoint of the room temperature for comfort mode which can be set via the KNX • Setpoint value for comfort mode in C° which can be set via an interchangeable rotary button on the controller • Adjustable dead zone between the heating setpoint and the cooling setpoint for comfort mode • Two-level heating or cooling • Output of the control variable(s) either as an on/off switch command or as a positioning command in the range of 0 ... 100 % • 5 LEDs to display manual mode and the current operating modes • 4 LEDs to display heating/cooling valve open, dew point alarm and open window • For plugging onto a bus transceiver module (BTM) or a flush-mounting actuator with bus transceiver module (BTM) • Dimensions (H x B x T): 55 x 55 x 16 mm	**5WG1237-2KB11**
Accessories		
 S55720-S161	**EU (CEE/VDE) mounting plate** Mounting plates to insert a front module. Dimensions (B x H) 70,8 x 70,8 mm	**S55720-S161**

1) The matching mounting plate must be ordered separately.
Further mounting plates are in various formats on request available.

2) The associated i-system design frames must be ordered separately.

Note:

Further information can be found on the website:
www.siemens.com/gamma and www.siemens.com/gamma-td

© Siemens 2023

Selection and ordering data

	Version	Order No.
Switch actuators / Modular installation system		
5WG1510-2AB03	**Binary output device UP 510/03** 2 x AC 230 V, 10 A (ohm resistive load) • Integrated 8-bit scene control • Time functions: Switch-off delay, switch-on delay, time switch operation (staircase automation), night operation (wall lighting), warning signal before switching off • Logical functions: Priority control, logic function (1 object), logic function (2 objects), invertibility per output (open/close contact) • Transmit status over the channel • Configurable behaviour in case of bus voltage failure/restoration • Unchanged switch state during power failure • Electronics power supply via bus voltage • Integrated bus coupler, bus connection via bus terminal • 10-hole BTI socket for plugging bus end devices with a BTI plug	**5WG1510-2AB03**

Note:

Further information can be found on the website:
www.siemens.com/gamma and www.siemens.com/gamma-td

© Siemens 2023

Selection and ordering data

	Version	Order No.
Glare/solar protection actuators		
5WG1520-2AB03	**Shutter Blind Actuator UP 520/03** 1 x AC 230 V, 6 A (ohm resistive load) • Electrically interlocked relays (drive protection) • End position detection • Screwless terminals for connection and through-wiring of untreated single-core, stranded or multi-core conductors, 0.5 ... .5 mm^2 • Bus-powered electronics • Integrated bus coupling units, bus connection via bus terminal • For insertion in flush-mounting switch and socket boxes 60 mm in diameter and 60 mm deep • Configurable behavior in the event of a bus voltage failure and recovery • Automatic mode for sunlight tracking control • Manual or standard mode • Status: transmitting status per channel, status position of sun protection 8-bit, status position of slats 8-bit • Integrated 1-/8-bit scene control • 8 scenes to be integrated per channel • Travel lock (e. g. for cleaning the outer shutter/blinds) • Separate raising/lowering protection • Alarm (wind, rain, frost): Move to safety position, locking in this position for as long as alarm is active • Individual or shared configuration of actuator channels • Adaptation of objects and functions to drive type • Suitable for integration in a sunlight tracking control system • Using position data (8-bit value) travel to end position, stopping, stepwise adjustment sun protection control (up/down) and Slat control (open/closed) • 10-hole BTI socket for plugging bus end devices with a BTI plug • Fastening with screw • 1 channel (one UP and one DOWN)	**5WG1520-2AB03**

Note:

Further information can be found on the website:
www.siemens.com/gamma and www.siemens.com/gamma-td

© Siemens 2023

Selection and ordering data

	Version	Order No.
Pushbutton interface		
	I/O-Pushbutton interface UP 220/21, UP 220D31 • Inputs / outputs each configurable for potential-free contacts or for control of an LED • Generation of the sensing voltage for potential-free contacts • For inserting into flush-mounting switch and socket boxes with Ø = 60 mm • Inputs max. 10 m cable length, unshielded, twisted • Input functions: Locking of inputs using blocking objects, Adjustable duration of long button press, Configurable contact type (NO contact/NC contact) • Transmission parameters: Adjustable cyclic transmission, Configurable transmission in the event of bus voltage recovery • Short/long button press can be evaluated • Switching on/off/toggle • Value transmission 8 bit, 16 bit • Single button dimming • 2-pushbutton dimming with stop telegram (4 bit) • 1-/2-pushbutton shutter/blind control • Scene store and call up scene: 8 bit, in conjunction with scene module 1 bit • Pulse counting with/without limit value monitoring (8 bit, 16 bit, 32 bit) • 1-pushbutton group control • Bus-powered electronics • Integrated bus coupling unit, bus connection via bus terminal	
 5WG1220-2AB21	**I/O-Pushbutton interface UP 220/21** 2 inputs / outputs	**5WG1220-2AB21**
	I/O-Pushbutton interface UP 220D31 4 inputs / outputs	**5WG1220-2DB31**

Note:

Further information can be found on the website:
www.siemens.com/gamma and www.siemens.com/gamma-td

© Siemens 2023

Selection and ordering data

	Version	Order No.		
Universal dimmer				
5WG1525-2AB03	**Universal dimmer UP 525/03** 1 x AC 230 V, 10 ... 250 VA R, L, C • Electronic protection of the outputs against overload and short circuit • 10-pole BTI socket for plugging bus end devices with a BTI plug	**5WG1525-2AB03**		

Note:

Further information can be found on the website:
www.siemens.com/gamma and www.siemens.com/gamma-td

© Siemens 2023

Selection and ordering data

	Version		Order No.
Temperature, humidity			
S55720-S137	***Front module AQR253..*** • Color titanium white • Degree of protection IP30 • Dimensions (W x H) 55 x 55 mm		
	AQR2530NNW	Blank cover without measuring function	**S55720-S137**
	AQR2532NNW	Temperature	**S55720-S136**
	AQR2535NNW	Temperature, humidity	**S55720-S141**
S55720-S203	**Base module AQR2570NF for the measurement of temperature and/or humidity** • Power supply: KNX bus • Analogue inputs: Passive temperature sensor NTC 10k • Analogue inputs, quantity: 1 • Digital inputs: isolated contacts • Digital inputs, quantity: 2 • Electrical connection • Bus connection: Spring clamp • Sensor inputs: 4 screw fasteners		**S55720-S203**
Temperature, humidity and air quality			
S55720-S137	***Front module to base modules AQR253..*** • Color titanium white • Degree of protection IP30 • Dimensions (W x H) 55 x 55 mm		
	AQR2530NNW	Blank cover without measuring function	**S55720-S137**
	AQR2532NNW	Temperature	**S55720-S136**
	AQR2535NNW	Temperature, humidity	**S55720-S141**
	AQR2535NNWQ	Temperature, humidity and air quality display	**S55720-S219**
S55720-S207	**Base modules AQR2576NF for CO_2 measurement** • Power supply: KNX Bus • Analogue inputs: Passive temperature sensor NTC 10k • Analogue inputs, quantity: 1 • Digital inputs: isolated contacts • Digital inputs, quantity: 2 • Measuring range CO_2: 0 ... 5000 ppm • Electrical connection Bus connection: Spring clamp • Sensor inputs: 4 screw fasteners		**S55720-S207**

Note:

Further information can be found on the website:
www.siemens.com/gamma and www.siemens.com/gamma-td

© Siemens 2023

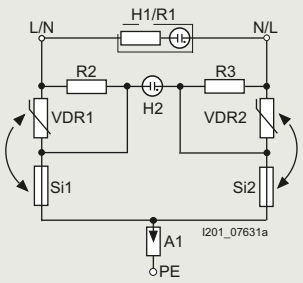

16/2 General
16/4 Dimensional drawings
16/6 Switches and pushbuttons
16/11 Socket outlets
16/12 Dimmers
16/23 Motion detectors
16/25 Shutter/blind controls
16/34 Room temperature controllers
16/37 Communication
16/39 TV / RF / SAT
16/40 m-system

© Siemens 2023

Overview

IP degrees of protection according to DIN VDE 0470 Part 1, EN 60529, IEC 529

The degree of protection is indicated by the two code letters IP (International Protection) followed by two code numbers, which denote the degree of protection according to the two tables shown below.

If only one code number for the degree of protection is specified after the IP (often the case on installation material), an X replaces the omitted code number, e.g. IPX4 or IP6X. The term for the complete identification symbol (code letter and protection level code number) is "degree of protection"

The first code number (see table) indicates

- that the enclosure protects persons against direct contact, whereby the ingress of a body part, or an object held by a person, is prevented or limited, and
- that the enclosure also ensures that equipment is protected against the ingress of hard foreign objects.

First code number	Product brief	Definition
0	not protected	--
1	Protected against contact with dangerous parts with the back of a hand	The access probe, ball 50 mm diameter, must have sufficient distance from dangerous parts
	Protected against hard foreign objects more than 50 mm in diameter	Limited ingress of object probe, ball 50 mm diameter[1)]
2	Protected against contact with dangerous parts with fingers	The jointed test finger, 12 mm diameter, 80 mm in length, must have sufficient distance from dangerous parts
	Protected against hard foreign objects more than 12.5 mm in diameter	Limited ingress of object probe, ball 12 mm diameter[1)]
3	Protected against contact with dangerous parts with tools	No ingress at all of access probe, 2.5 mm diameter
	Protected against hard foreign objects more than 2.5 mm in diameter	No ingress at all of object probe, 2.5 mm diameter[1)]
4	Protected against contact with dangerous parts with a wire	No ingress at all of access probe, 1.0 mm diameter
	Protected against hard foreign objects more than 1.0 mm in diameter	No ingress at all of object probe, 1.0 mm diameter[1)]
5	Protected against contact with dangerous parts with a wire	No ingress at all of access probe, 1.0 mm diameter
	Dust-protected	The ingress of dust cannot be completely prevented, but limited ingress that will not affect reliable operation of the device or interfere with safety
6	Protected against contact with dangerous parts with a wire	No ingress at all of access probe, 1.0 mm diameter
	Dust-protected	No ingress of dust

[1)] The full diameter of the object probe must not pass through an opening of the enclosure.

The second code number (see table) specifies the degree of protection offered by the enclosure with regard to damage to equipment due to the ingress of water.

Second code number	Product brief	Definition
0	not protected	--
1	Drip-proof	Vertically falling drops must not have any damaging effects
2	Drip-proof, if the enclosure is inclined up to 15° from normal position	Vertically falling drops must not have any damaging effect if the enclosure is tilted at an angle of up to 15° either side of the vertical
3	Protected against splashwater	Sprays up to 60° on both sides of the vertical must not cause any damage
4	Protected against splashwater	Water sprayed against the enclosure from all direction must not cause any damage
5	Protected against splashwater	Low pressure jets of water against the enclosure from all direction must not cause any damage
6	Protected against splashwater	Strong jets of water against the enclosure from all direction must not cause any damage
7	Protected against the effects of temporary immersion in water	Water must not ingress to a degree that damage is caused when the enclosure is immersed in water under standardized pressure and timed periods under conditions to be agreed between the manufacturer and user.
8	Protected against the effects of continual submersion in water	Water must not ingress to a degree that damage is caused when the enclosure is immersed in water under conditions to be agreed between the manufacturer and user. However, the conditions must be more difficult than for the code number 7

© Siemens 2023

Overview

	Approval mark for Germany (Verband Deutscher Elektrotechniker)
	Approval mark for Switzerland
	Approval mark for the Netherlands
	Approval mark for Canada
	Approval mark for USA
	Total insulation, Safety Class II
IP44	Protection against foreign bodies and splashwater
IP55	Dust-protected, protection against foreign objects and jet-water
IP66	Dust-proof, protection against foreign objects and strong jet-water
	Suitable for harsh operating conditions according to DIN 49441
	Incandescent lamps
	Low-voltage halogen lamps
	High-voltage halogen lamps
	Fluorescent lamps
	Conventional transformers
	Electronic transformers
SV (AEV)	Safety power supply (diesel generator set DIN VDE 0107)
ZSV (BEV)	Additional safety power supply (battery-supported DIN VDE 0107)
WSV (BEV)	Other safety power supply.
SCHUKO	Registered trademark of the SCHUKO-Warenzeichenverband e. V.
F	Fire-retarding according to DIN VDE 0606, corresponds to the guidelines of the Verband der Sachversicherer (Association of Property Insurers) for mounting on wood
H	Can be installed in cavity walls
M	Can be installed in furniture
EIB	Registered trademark of the European Installation Bus Association, Brussels

© Siemens 2023

DELTA line

Dimensional drawings

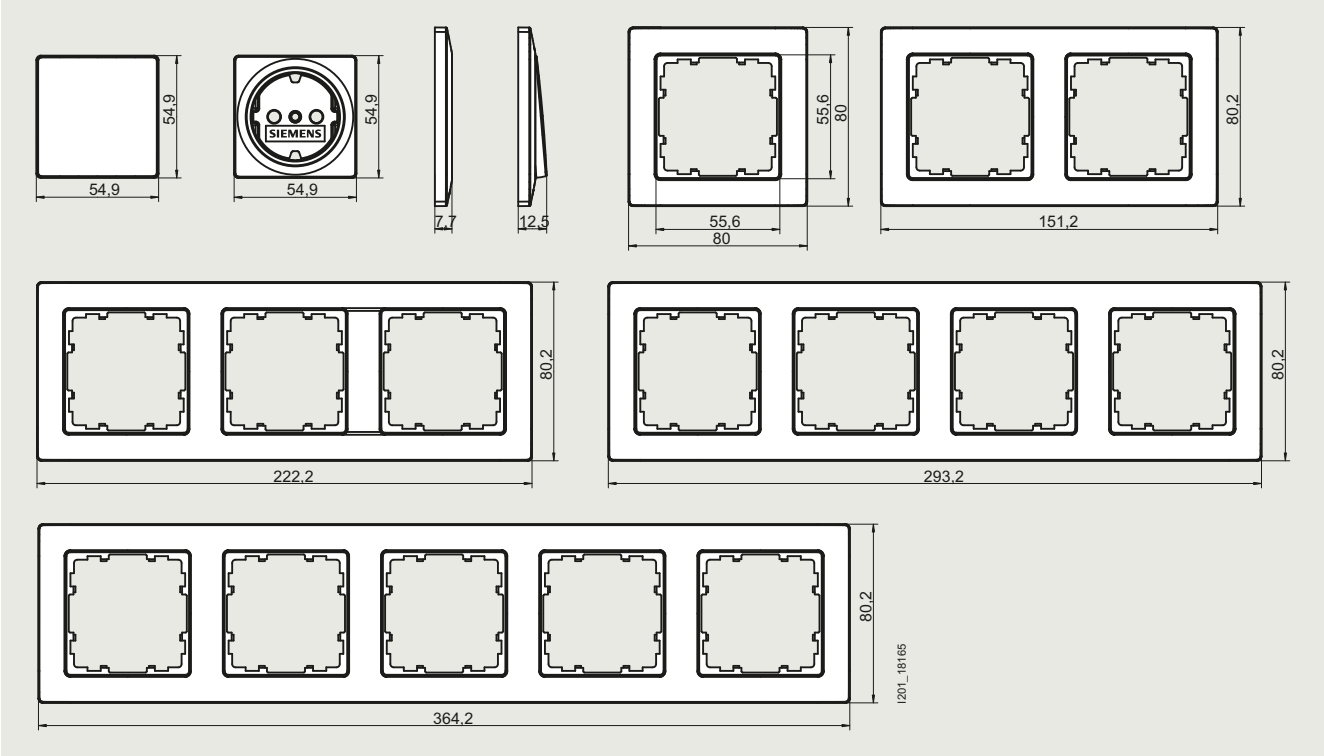

DELTA miro

Dimensional drawings

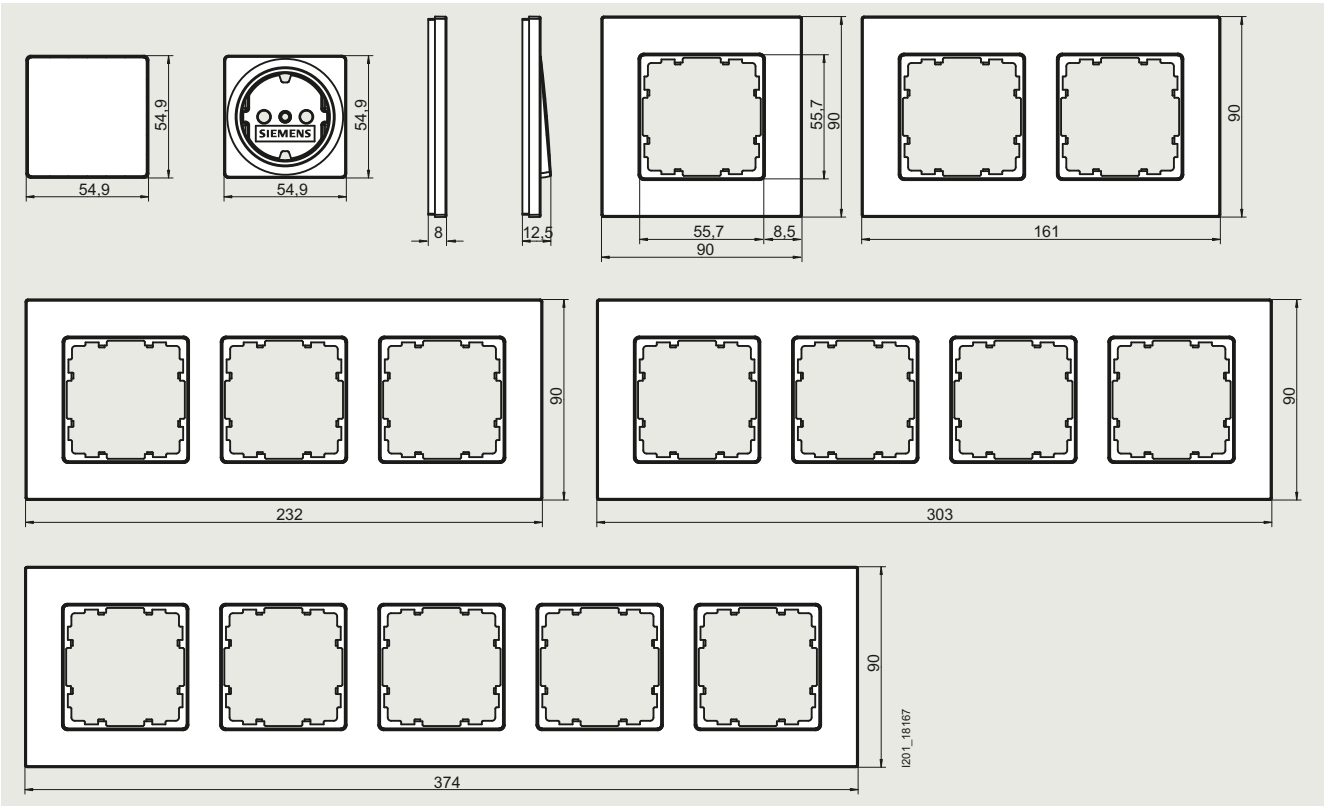

16

© Siemens 2023

DELTA profil

Dimensional drawings

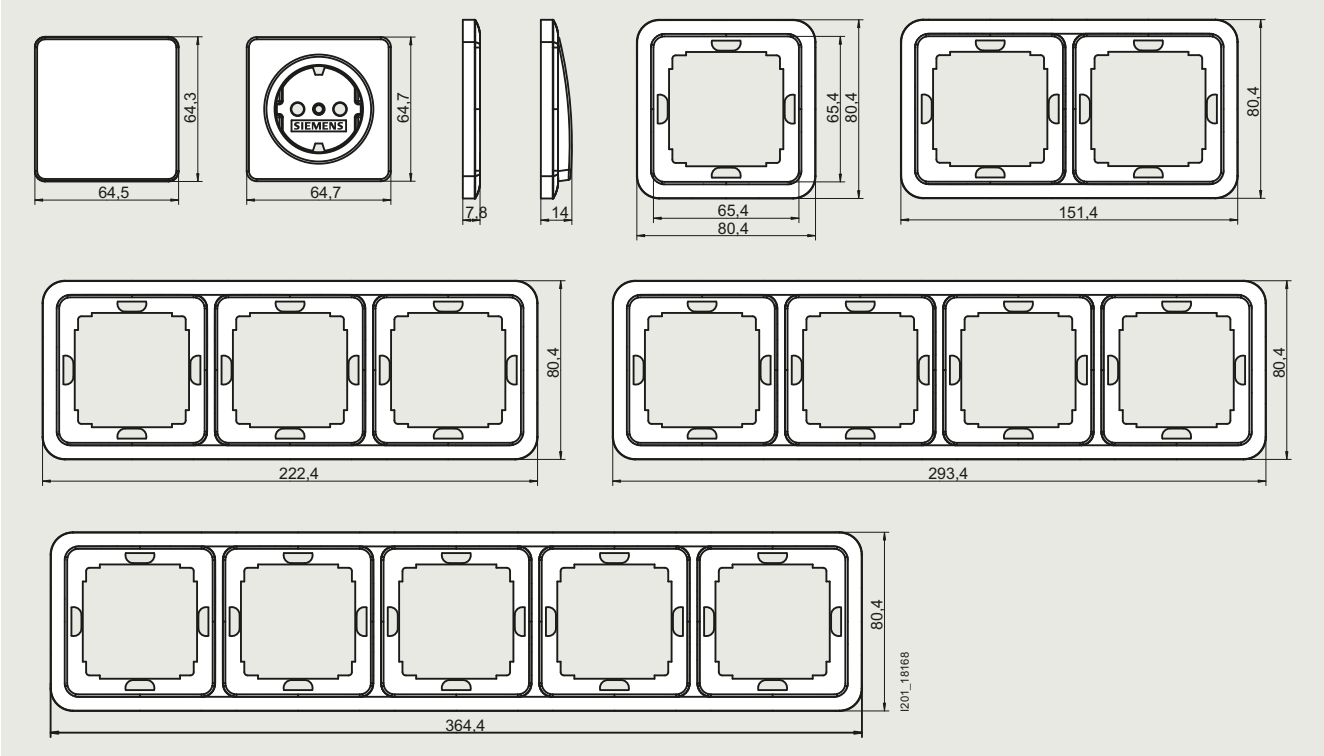

DELTA style

Dimensional drawings

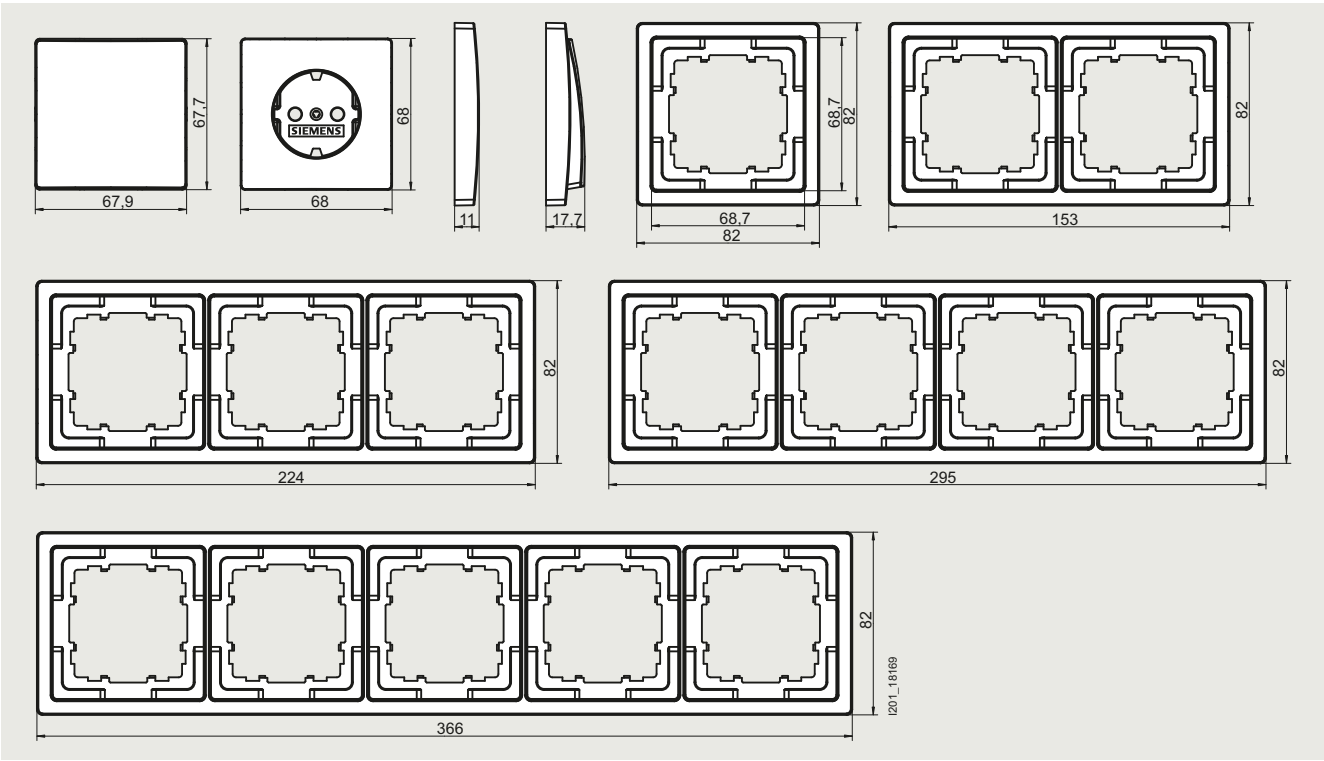

© Siemens 2023

Switches

Overview

Maximum permissible lamp loads for switch inserts

Number of operations: 50000

Type of lamp	Connection method	Power per lamp	Number
Incandescent lamps		100 W	12
Fluorescent lamps[1]	Uncorrected	36 W	22
		58 W	14
	Parallel p.f. corrected	36 W	38
		58 W	25
	DUO circuit	36 W	21 x 2
		58 W	14 x 2
	ECG[2]	36 W	26
		58 W	18
		2 x 36 W	12
		2 x 58 W	9

[1] Incandescent lamps were cooled during the test.

[2] OSRAM ECGs.

Universal switches (5TA2156)

Schematics

Glow lamps/LED light inserts for orientation

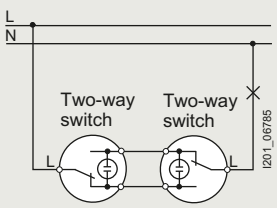

Toggle switch 5TA2156 see Page 9/2
LED light inserts see Page 9/12
Glow lamp 5TG7321 see Page 9/12

© Siemens 2023

Intermediate switches (5TA2117)

Schematics

Glow lamps / LED light inserts for orientation

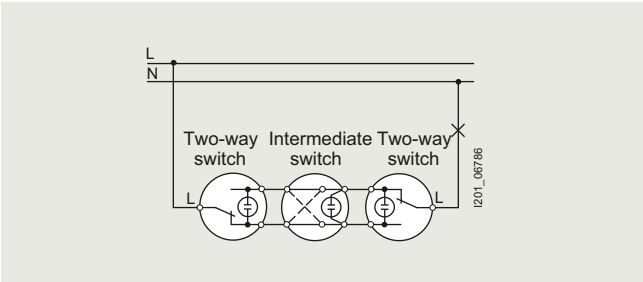

Toggle switch 5TA2156 see Page 9/2
Intermediate switches 5TA2117 see Page 9/2
LED light inserts: see Page 9/12
Glow lamp 5TG7321 see Page 9/12

ON/OFF switches, 1-pole (5TA2151)

Schematics

Glow lamps / LED light inserts for orientation

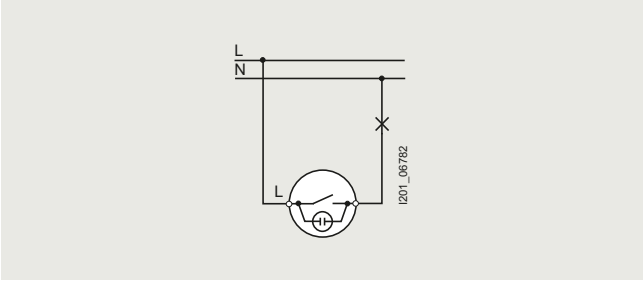

Inserts: 5TA2151 see Page 9/3
Glow lamp 5TG7321 see Page 9/12
LED light inserts see Page 9/12

ON/OFF switches, 2-pole

Schematics

Glow lamps / LED light inserts for orientation

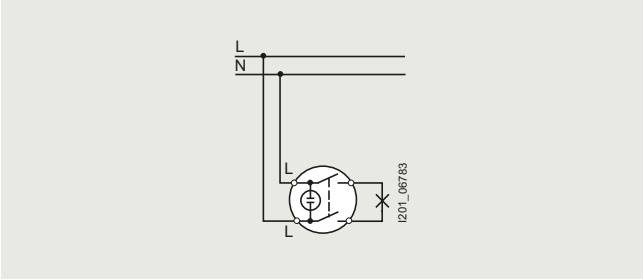

OFF switch 10 A, 5TA2112 see Page 9/3
OFF switch 16 A, 5TA2162 see Page 9/4
Glow lamp 5TG7321 see Page 9/12
LED light inserts see Page 9/12

Glow lamps/LED light inserts for control

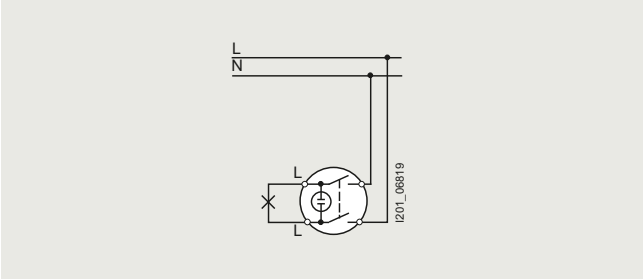

OFF switch 10 A, 5TA2112 see Page 9/3
OFF switch 16 A, 5TA2162 see Page 9/4
Glow lamp 5TG7321 see Page 9/12
LED light inserts see Page 9/12

© Siemens 2023

Control switch, for ON/OFF switching (5TA2150)

Schematics

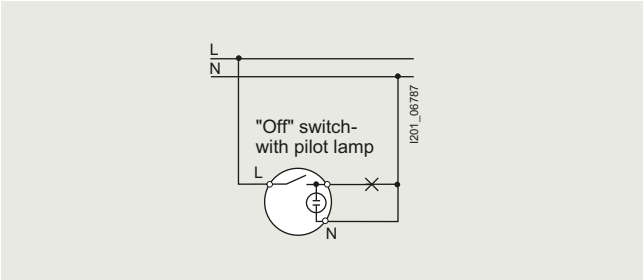

Control switch, for ON/OFF switching with LED light inserts 5TA2150 see Page 9/4

Control switch, for two-way switching (5TA2108)

Schematics

Control two-way circuit with 1 two-way switch and 1 control two-way switch

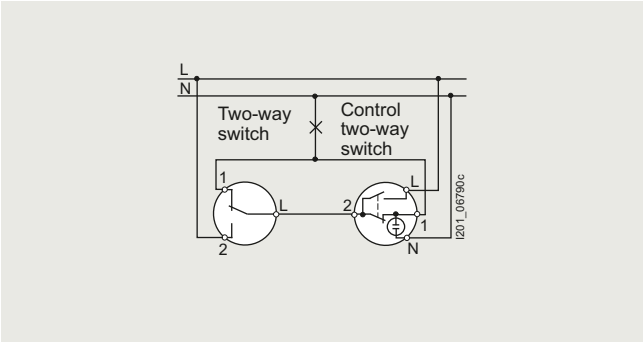

Two-way switches 5TA2156 see Page 9/2

Control two-way switch with LED light inserts 5TA2108 see Page 9/5

Control two-way circuit with 2 control two-way switches

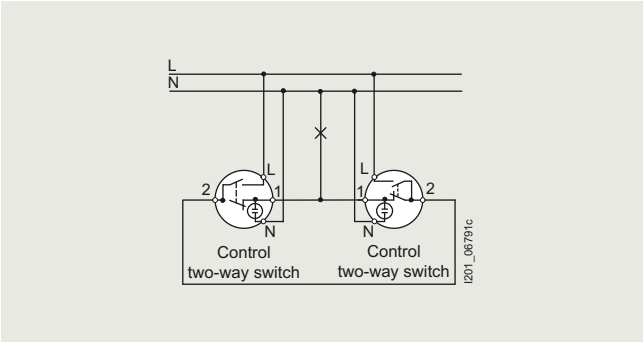

Control two-way switch with LED light inserts 5TA2108 see Page 9/5

© Siemens 2023

Double two-way switches (5TA2118)

Schematics

Double two-way circuit

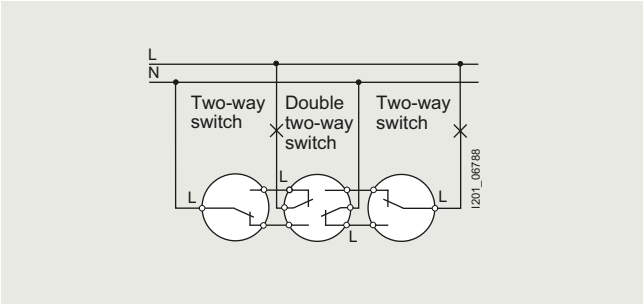

Double two-way circuit with two double two-way switches

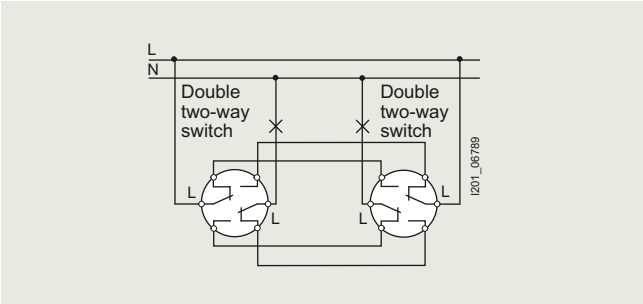

Two-way switches 5TA2156 see Page 9/2
Double two-way switches 5TA2118 see Page 9/5

Double two-way switches 5TA2118 see Page 9/5

Two-circuit switches (5TA2155)

Schematics

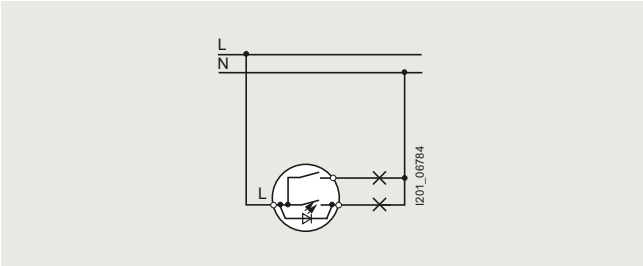

Two-circuit switches 5TA2155 see Page 9/6
LED light inserts see Page 9/12

Pushbuttons, 1 NO contact (5TD2120)

Schematics

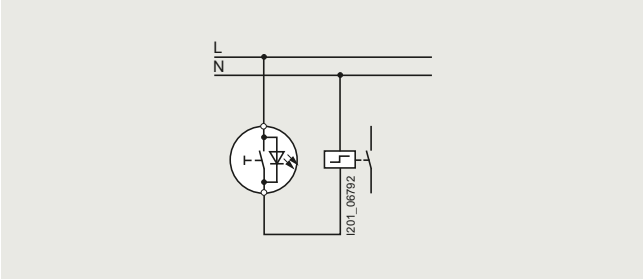

Pushbuttons, 1 NO contact 5TD2120 see Page 9/6
LED light inserts see Page 9/12

© Siemens 2023

Pushbuttons, 1 CO contact, with separate neutral terminal (5TD2117)

Schematics

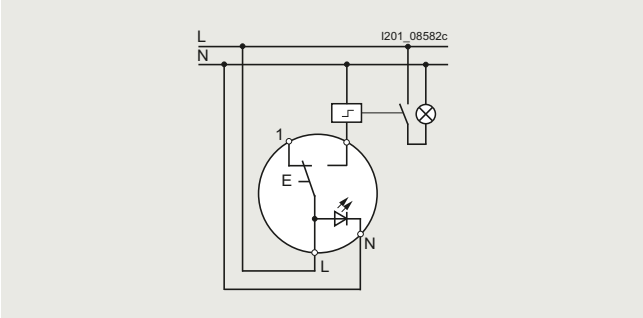

Pushbuttons, 1 CO contact, with separate neutral terminal 5TD2117 see Page 9/8

LED light inserts see Page 9/12

Pushbuttons, separate check-back indication (5TD2114)

Schematics

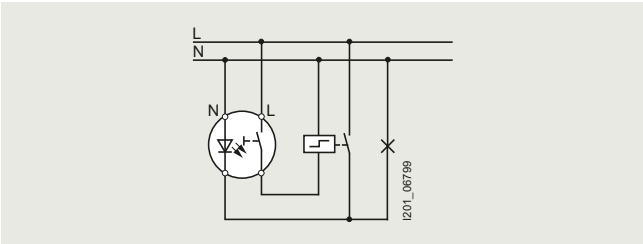

Pushbuttons, with separate check-back indication 5TD2114 see Page 9/8

LED light inserts see Page 9/12

Pushbuttons, double, 1 NO contact, 1 CO contact (5TD2115)

Schematics

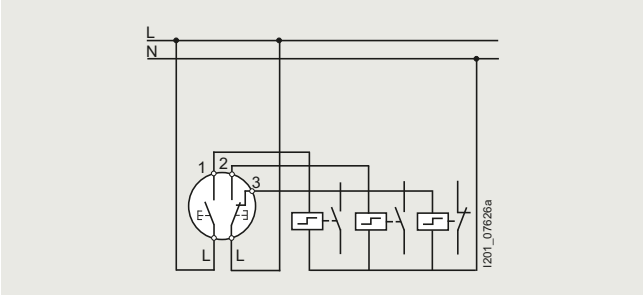

Pushbuttons, double, 1 NO contact, 1 CO contact 5TD2115 see Page 9/8

16

Pushbuttons, double, 2 NO contacts (5TD211)

Schematics

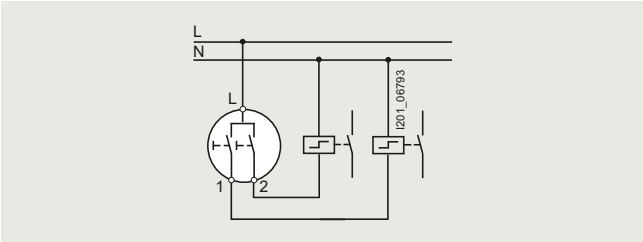

Pushbuttons, double, 2 NO contacts 5TD2111 see Page 9/9

© Siemens 2023

SCHUKO socket outlets with status display

Schematics

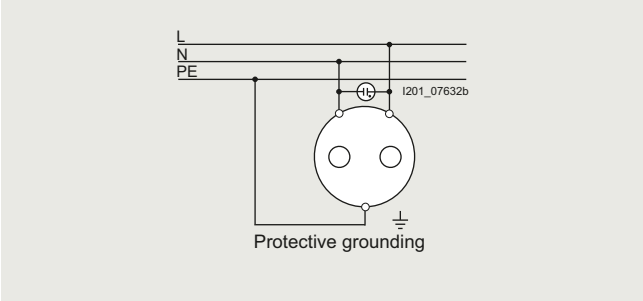

Socket outlet SCHUKO®, with status display

- i-system see Page 2/10
- DELTA profil see Page 5/9
- DELTA style see Page 6/11

Socket outlet SCHUKO with overvoltage protection

Overview

For the protection of electronic devices against overvoltage (in overvoltage category II according to DIN VDE 0110-1).

Surge arresters of requirement category D according to E DIN VDE 0675-6 and 0675-6/A1:1996-03.

Features:

- Overvoltage protection with monitoring device and disconnector
- Visual function indicator (glow lamp, green)
- Visual fault display (glow lamp red, no disconnection)
- With retaining ring for installation in switch boxes (60 mm Ø, 40 mm deep)

Technical specifications

Tested		E DIN VDE 0675-6; EN 61643-11 and IEC 61643-1
Rated voltage	U_N	AC 230 V / 50 Hz
Surge arrester rated voltage (maximum permissible operational voltage)	U_C	255 V / 50 Hz
Rated discharge current (8/20)	I_{SN}	L (N) -> PE, L 3 kA L + N -> PE 5 kA
Combined surge	U_{OC}	L (N) -> PE, L 6 kV L + N -> PE 10 kV
Protection level	U_p	L -> N ≤ 1,5 kV L(N) -> PE ≤ 1,5 kV
Response time	t_A	L -> N 25 ns L(N) -> PE 100 ns
Series fuse[1)]		16 A gL/gG or B 16 A
Temperature range	J	–25 … +40 °C
Terminals		3 double terminals, each up to 2,5 mm² also suitable for through-wiring

[1)] Only required if not already available in the system.

Schematics

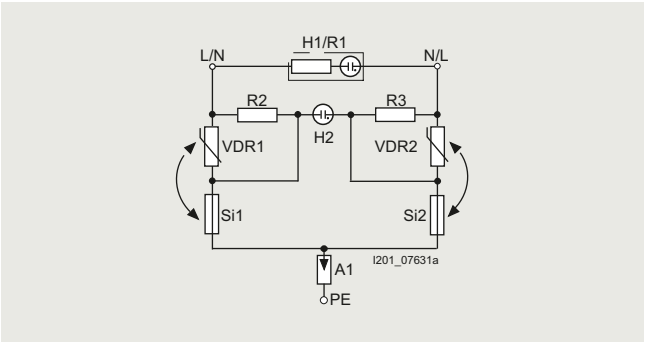

Socket outlet SCHUKO with overvoltage protection

- i-system see Page 2/10
- DELTA profil see Page 5/9
- DELTA style see Page 6/12

© Siemens 2023

Overview

Leading-edge phase principle

Conventional dimmers operate using the leading-edge phase principle. At the beginning of each sinusoidal half-wave, the dimmer blocks the current to the lamp, it is non-conducting. The TRIAC (the electronic switch in the dimmer) is only connected after startup of a user-definable delay time tz, which energizes the connected loads. In this way, the brightness of the connected lighting medium can be infinitely adjusted. The interference voltages produced by the switching operation are dampened by means of suitable filtering measures.

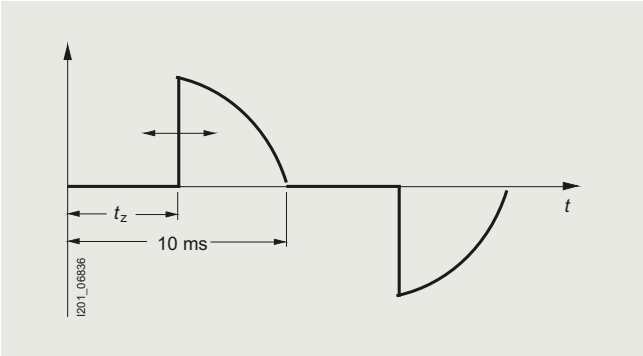

Trailing-edge phase principle

For this purpose, the load is switched on during the zero crossing of each sinusoidal half-wave and switched off again on expiration of the time tz. This allows changes to the r.m.s. value of the lamp voltage, and thus the brightness. No interference voltages are produced when switching on because the voltage has the value zero. When turning off, any resonance points are dampened, as the full load of the transformers is effective at this point.

No need for additional systems for noise suppression. There is no occurrence of the dreaded resonance points with their unpleasant humming or flickering.

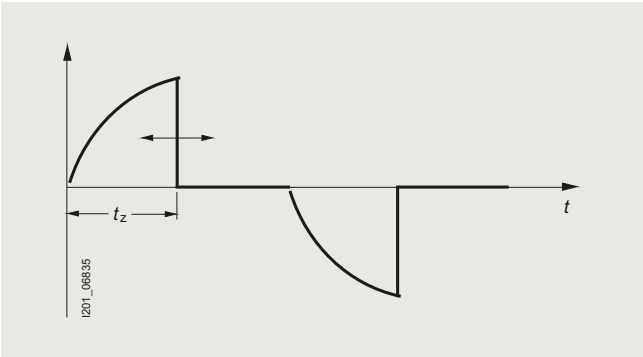

© Siemens 2023

NV-Dimmer, for magnetic transformers, 60 to 600 W, 25 to 500 VA, for Two-way switching (5TC8283)

Technical Specifications

Power supply	Over 230 V user interface (230 V PEI) ① (2-wire method), rated voltage:: AC 230 V, 50/60 Hz
Protection against short-circuits	Fuse A1 (the fuse holder contains a spare fuse)
Protection against overloads	With additional temperature cutout, which permanently shuts down the dimmer in the event of an overload
Load output • Number • Rated voltage • Rated load (up to 35 °C ambient temperature) - Incandescent lamps - HV halogen lamps - Low voltage halogen lamps magn. - Note - Maximum connected load at ambient temperature	 Two terminals for two-way switching (③ and ④) AC 230 V, 50/60 Hz 60 ... 600 W 50 ... 600 W 25 ... 500 VA Does not support connection of: • Energy-saving lamps • Electronic transformers • Power boosters 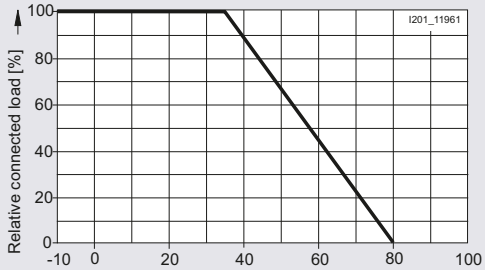 Warning: The connected load must be reduced by 20 %, depending on operating conditions • For mounting on wood, Rigips, gas concrete or cavity walls • For installation in multiple combinations or surface-mounting enclosures
Terminals	4 screw terminals with anti-slip body, the following conductor/cross-sections are permissible: • 0,5 ... 4,0 mm² solid • 0,5 ... 2,5 mm² finely stranded, with or without end sleeve (without insulating collar, gas-tight crimp connection)
Mechanical specifications • Enclosure • Dimensions • Weight • Fire load • Mounting	 Plastic Modular width: 71 mm x 71 mm, mounting depth: 32 mm Approx. 105 g Approx. 1000 kJ Installation in device boxes 60 mm Ø, 40 mm deep according to DIN 49073-1
Electrical safety • Pollution degree (acc. to IEC 60664-1) • Degree of protection (acc. to EN 60529) • Overvoltage category (acc. to IEC 60664-1) • Norm	 2 IP20 III According to EN 60669-2-1
EMC requirements	According to EN 60669-2-1, EN 61000-6-3 and EN 61000-6-1
Environmental specifications • Ambient operating temperature • Storage temperature • Relative humidity (non-condensing)	 –5 ... +45 °C –25 ... +70 °C 5 .. 93 %
Approbation	VDE certification and KEMA certification

Schematics

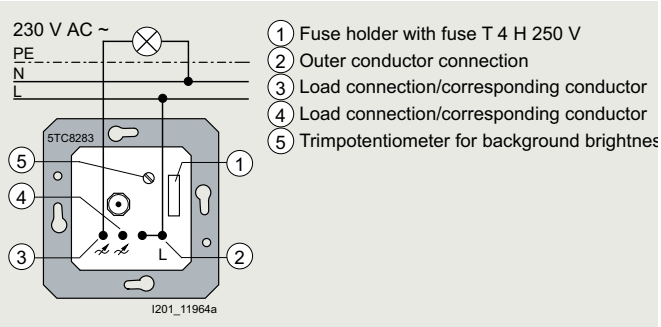

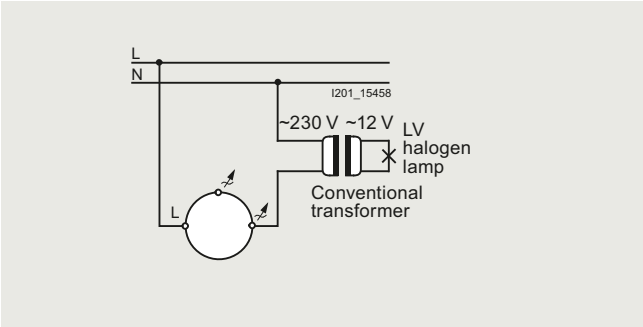

A miniature fuse is recommended to protect the transformers (accordingly transformer-power)

© Siemens 2023

Low voltage rotary-dimmer for LED LAMPS 60 W and RL 6-120 W (5TC8263)

Technical specifications

Power supply	Mains connection 230 V (2-wire method), rated voltage: 230 V AC, 50 Hz
Protection against short-circuits	Reversible operating electronic fuse T1, 6 H 250 V (There is also a replacement fuse on the fuse holder)
Protection against overloads	With additional temperature cutout, which shuts down the dimmer in the event of an overload and only resupplies it automatically with power when the overload is eliminated after the device has sufficiently cooled down
Load output • Number • Rated voltage • Rated load (up to 35 °C ambient temperature) - Incandescent lamps - High-volt halogen lamps - Low voltage halogen lamps magn. - Dimmable LED Lamps - Note - Maximum connected load at ambient temperature	 Two terminals for two-way switching AC 230 V, 50/60 Hz 6 ... 120 W 6 ... 120 W 25 ... 100 VA 60 Does not support connection of: • Energy-saving lamps • Magnetic transformers 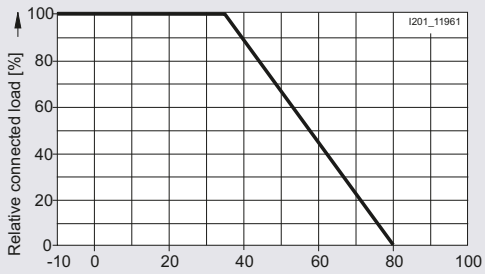 Warning: The connected load must be reduced by • For mounting on wood, Rigips, gas concrete or cavity walls • For installation in multiple combinations or surface-mounting enclosures
Terminals	4 screw terminals with anti-slip terminal body, the following conductor/cross-sections are permissible: • 0,5 ... 4,0 mm² solid • 0,5 ... 2,5 mm² finely stranded, with or without end sleeve (without insulating collar, gas-tight crimp connection)
Mechanical specifications • Enclosure • Dimensions • Weight • Fire load • Mounting	 Plastic Modular width: 71 mm x 71 mm, Mounting depth: 32 mm ca. 105 g ca. 1000 kJ Installation in device boxes 60 mm Ø, 40 mm deep according to DIN 49073-1
Electrical safety • Pollution degree (acc. to IEC 60664-1) • Degree of protection (acc. to EN 60529) • Overvoltage category (acc. to IEC 60664-1) • Norm	 2 IP20 III According to EN 60669-2-1
EMC requirements	According to EN 60669-2-1, EN 61000-6-3 and EN 61000-6-1
Environmental specifications • Climate resistance • Ambient operating temperature • Storage temperature • Relative humidity (non-condensing)	 EN 500902-2 –5 ... +45 °C –25 ... +70 °C 5 ... 93 %

Note:

Connect the dimmer only to LED lamps marked as dimmable! This also applies to the ballasts of LED lamps.
Many LED bulbs are not dimmable!

Schematics

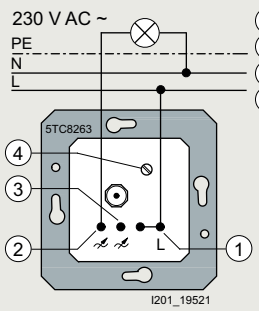

1 Outer conductor connection
2 Load connection / corresponding conductor
3 Load connection / corresponding conductor
4 Trimpotentiometer for load balancing

© Siemens 2023

LV dimmers, for electronic transformers, 60 to 800 W, 60 to 800 VA, for two-way switching (5TC8258)

Technical specifications

Power supply	Mains connection 230 V (2-wire method), rated voltage: 230 V AC, 50 Hz
Protection against short-circuits	Reversible operating electronic fuse
Protection against overloads	With additional temperature cutout, which shuts down the dimmer in the event of an overload and only resupplies it automatically with power when the overload is eliminated after the device has sufficiently cooled down
Load output • Number • Rated voltage • Rated load (up to 35 °C ambient temperature) - Incandescent lamps - HV halogen lamps - LV halogen lamps with electronic transformer - Note - Maximum connected load at ambient temperature	 Two terminals for two-way switching (② and ③) AC 230 V, 50 Hz 60 ... 800 W 60 ... 800 W 60 ... 800 VA Does not support connection of • Energy-saving lamps • Magnetic transformers 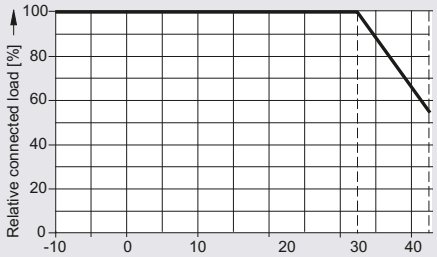 Warning: The connected load must be reduced by 25 %, depending on operating conditions • For mounting on wood, Rigips, gas concrete or cavity walls • For installation in multiple combinations or surface-mounting enclosures If using highly thermally insulating materials (e.g. glass wool), it may be necessary to reduce the connected load even further
Terminals	4 screw terminals with anti-slip terminal body, the following conductor/cross-sections are permissible: • 0,5 ... 4,0 mm² solid • 0,5 ... 2,5 mm² finely stranded, with or without end sleeve (without insulating collar, gas-tight crimp connection)
Mechanical specifications • Enclosure • Dimensions • Weight • Fire load • Mounting	 Plastic Modular width: 71 mm x 71 mm, mounting depth: 32 mm ca. 120 g ca. 1000 kJ Installation in device boxes 60 mm Ø, 40 mm deep according to DIN 49073-1
Electrical safety • Pollution degree (acc. to IEC 60664-1) • Degree of protection (acc. to EN 60529) • Overvoltage category (acc. to IEC 60664-1) • Norm	 2 IP20 III According to EN 60669-2-1
EMC requirements	According to EN 60669-2-1, EN 61000-6-3 and EN 61000-6-1
Environmental specifications • Ambient operating temperature • Storage temperature • Relative humidity (non-condensing)	 –5 ... +45 °C –25 ... +70 °C 5 ... 93 %
Approbation	VDE Approbation

Schematics

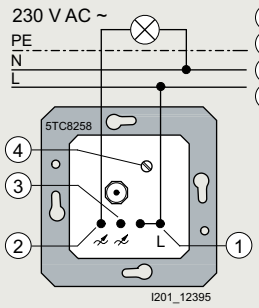

1. Outer conductor connection
2. Load connection / corresponding conductor
3. Load connection / corresponding conductor
4. Trimpotentiometer for load balancing

© Siemens 2023

Overview

Economy and comfort

Modern lighting concepts are particularly characterised by economy and comfort. The success of the fully electronic ballast (ECG) from Siemens has played a major role in this: uniform light, 25 % lower energy consumption and constant power (with mains fluctuations) with minimal noise are just a few of the advantages that allow the ECG to be used even in music and film studios.

A consistent further development of this device, which has already proven itself millions of times, is the ECG-Dynamic.

The wide dimming range – from 100 % to 1 % luminous flux – and the powerless brightness control by means of a low-voltage control signal open up new application possibilities in lighting technology for the ECG-Dynamic.

High energy savings

If fluorescent lamps are operated on conventional ballasts, the system consumption is approximately 25 % higher than ECG operation.

Conventional dimming "burns" additional energy. In addition to the high losses of the choke, the constant power requirement of the auxiliary electronics and the heating transformer for the spiral heating as well as the power loss of the phase angle dimmer including the required base load must also be taken into account.

This increases the system power for the operation of an L58W lamp up to 80 W (not taken into account at maximum level, phase angle dimmer and base load).

Depending on the dimming position, the ECG-Dynamic heats the lamp coil only as much as is necessary for safe lamp operation; the brightness control is powerless, a base load is not required.

The system power at full control of a lamp L58W is only 56 W. This is 30 % less than conventional dimming with almost the same luminous flux.

© Siemens 2023

Technical specifications

Power supply • Control voltage • Maximum control current • Load connection	 1 ... 10 V 50 mA AC 230 V, 4 A
Protection against short-circuits	With miniature fuse ① (the fuse holder contains a spare fuse)
Switching capacity • Number of ECGs load output - OSRAM Quicktronik dimmable 1 x 58 W LL - OSRAM Quicktronik dimmable 1 x 36 W LL - OSRAM Quicktronik dimmable 2 x 58 W LL - OSRAM Quicktronik dimmable 2 x 36 W LL • Number ECGs load output - OSRAM DIMM-ECG • Notes	 max. 6 max. 9 max. 3 max. 4 max. 50 • ECGs have high starting currents: if more than six ECGs are to be switched, a power relay must be used • Always ensure that ECGs and fluorescent lamps are from the same manufacturer
Terminals	4 screw terminals with anti-slip terminal body, the following conductor/cross-sections are permissible: • 0,5 ... 4,0 mm² solid • 0,5 ... 2,5 mm² finely stranded, with or without end sleeve (without insulating collar, gas-tight crimp connection)
Mechanical specifications • Enclosure • Dimensions • Weight • Fire load • Mounting	 Plastic Modular width: 71 mm x 71 mm, mounting depth: 32 mm ca. 55 g ca. 1000 kJ Installation in device boxes 60 mm Ø, 40 mm deep according to DIN 49073-1
Electrical safety • Pollution degree (acc. to IEC 60664-1) • Degree of protection (acc. to EN 60529) • Overvoltage category (acc. to IEC 60664-1) • Norm	 2 IP20 III According to EN 60669-2-1
EMC requirements	According to EN 60669-2-1, EN 61000-6-3 and EN 61000-6-1
Environmental specifications • Ambient operating temperature • Storage temperature • Relative humidity (non-condensing)	 –5 ... +45 °C –25 ... +70 °C 5 ... 93 %
Approvals	VDE certification and KEMA certification

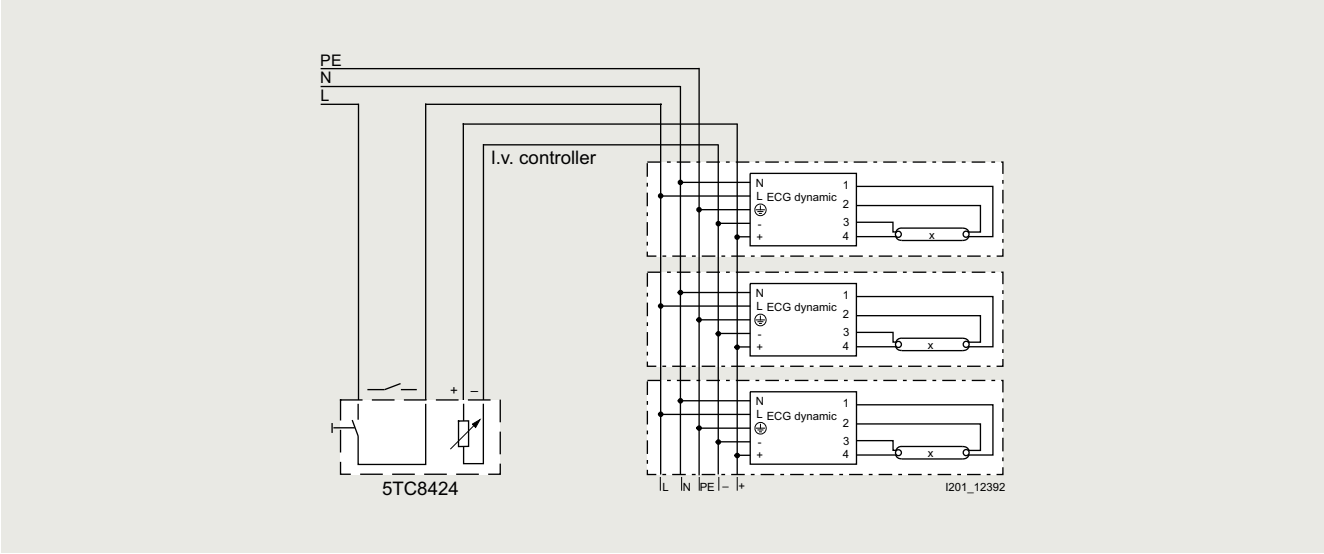

Electronic potentiometer for dimmer control

© Siemens 2023

Dimmer Universal RLC (5TC8210-0)

Technical specifications

Power supply	AC 230 V, 50 Hz
Consumption	3 VA
Valid for Incandescence and Halogens: • Incandescent and 230 V Halogen lamps • Halogen lamps with Inductive Transformer • Halogen lamps with Electronic Transformer	 15 ... 400 W 20 ... 250 W 15 ... 400 W
Max. Number of connectable pushbuttons	unlimited (max 3 pushbuttons with led signal light)
Mechanical specifications • Dimensions • Weight	 45 x 45 x 12 mm ca. 40 g
Electrical safety • Environmental protection according DIN EN 20234) • Standard	 IP20 according to DIN EN 60669-2-1
Environmental specifications • Ambient operating temperature • Storage temperature	 0 ... +40 °C –30 ... +70 °C

1) Necessary when connecting loads with high inductance

Schematics

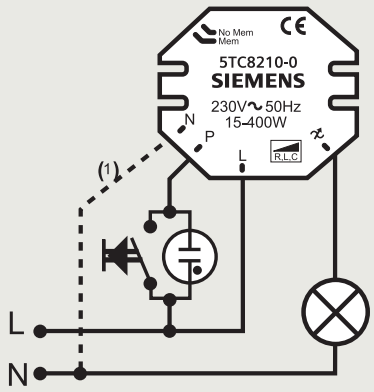

1 Necessary when connecting loads with high inductance

© Siemens 2023

Technical specifications

Power supply	AC 230 V, 50/60 Hz
Consumption	2 VA
Suitable lamp types: dimmable LED lamps • AC 230 V LED lamps • 12 V LED lamps (with electronic transformer)[1)]	 4 ... 100 W 1 lamp per transformer, max. 6 transformers 50 W
Max. number of connectable pushbuttons	unlimited (max. 3 pushbuttons with led signal light)
Mechanical specifications • Dimensions • Weight	 45 x 45 x 12 mm ca. 23 g
Electrical safety • Environmental protection according to DIN EN 20234) • Standard	 IP20 according to DIN EN 60669-2-1
Environmental specifications • Ambient operating temperature • Storage temperature	 0 ... +40 °C –30 ... +70 °C

[1)] For all transformers and lamps used, the specifications of the respective manufacturer must be observed and taken into account.

Schematics

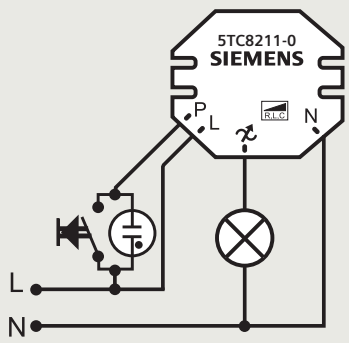

© Siemens 2023

Dimmer for LED AC 12 to 48 V (5TC8212-0)

Technical specifications

Power supply	DC 12 ... 48 V[1)]
Consumption	<12 mA, Maximum load 8 A
Minimum brightness level	1 ... 60 %
Dimming speed	3 ... 10 Seconds
Control	Pushbutton referred to ground or pushbutton isolated referred to AC 230 V
Mechanical specifications • Dimensions • Weight	 45 x 45 x 12 mm ca. 23 g
Electrical safety • Environmental protection according to DIN EN 20234 • Standard	 IP20 according to DIN EN 60669-2-1
Environmental specifications • Ambient operating temperature • Storage temperature	 0 ... +40 °C –30 ... +70 °C

1) The power supply associated with this dimmer should comply with the Low Voltage Directive 2006/95/EC and EMC Directive 2004/108/EC.

Schematics

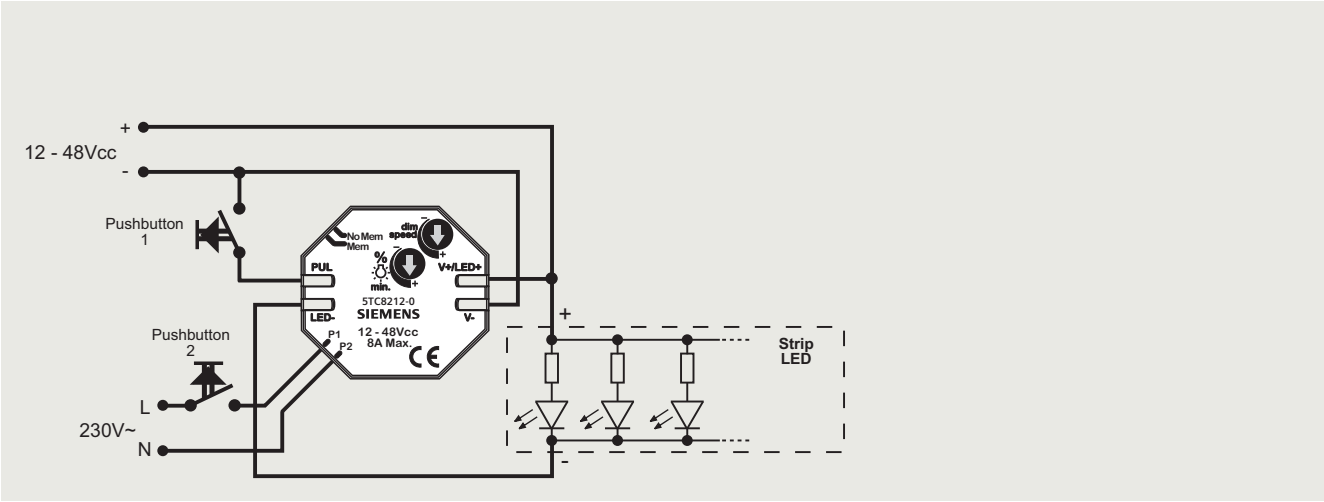

© Siemens 2023

Technical specifications

Power supply	AC 230 V, 50 Hz
Consumption	3 VA
Suitable lamp types:	dimmable energy saving lamps 20 ... 200 W
Mechanical specifications • Dimensions • Weight	 45 x 45 x 12 mm ca. 40 g
Electrical safety • Environmental protection according to DIN EN 60529 • Standard	 IP20 according to DIN EN 60669-2-1
Environmental specifications • Ambient operating temperature • Storage temperature	 0 ... +40 °C –30 ... +70 °C

Schematics

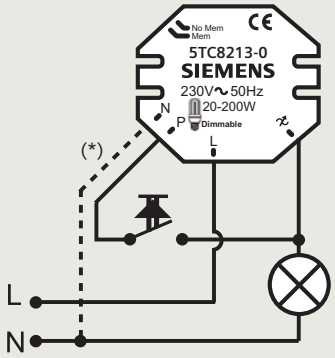

* It is recommended to install the Neutral wire in order to avoid flickerings or malfunctioning in some installations.

© Siemens 2023

Staircase lighting switch (5TG2400)

Technical specifications

Power supply	AC 230 V, 50 Hz
Consumption	5 A
Valid for ... Incandescence and Halogen lamps • Transformers for Incandescent lamps, Halogen lamps in Extractor hoods • Incandescent and 230 V Halogen lamps • Halogen lamps with Inductive transformer • Halogen lamps with Electronic transformer • Motors	 20 ... 200 W 40 ... 400 W 50 ... 320 W 40 ... 400 W 36 ... 100 W
Settings	Selector switch
Max. number of connectable pushbuttons	unlimited (max 3 pushbuttons with led signal light)
Mechanical specifications • Dimensions • Weight	 45 x 45 x 12 mm ca. 22 g
Electrical safety • Environmental protection according to DIN EN 20324 • Standard	 IP20 according to DIN EN 60669-2-1 and DIN EN 60669-2-3
Environmental specifications • Ambient operating temperature • Storage temperature	 0 ... +40 °C –30 ... +70 °C

Schematics

Two cable installation

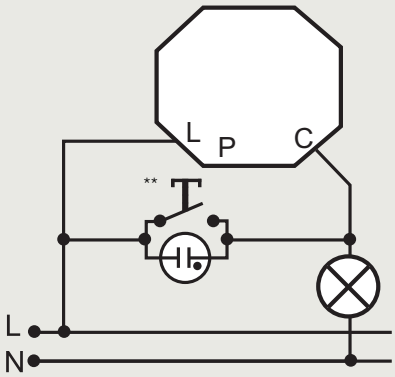

Third cable (gray) truncated or isolated.

Tree cable installation

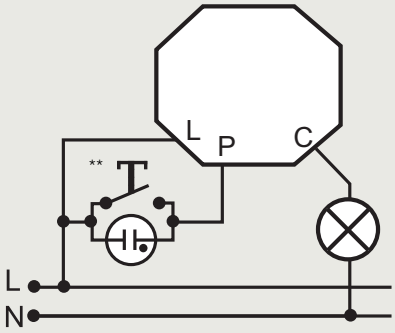

** Pushbuttons

© Siemens 2023

Technical specifications

Power supply	AC 230 V, 50 Hz
Consumption	<1 W
Contact load	16 A, cos φ = 1
Contact load: • Incandescence or halogens AC 230 V • Halogens electronic transformer • Halogens ferromagnetic transformer • Fluorescence • PL lamps • LED lamps	 3000 W 2400 W 3000 W 1300 W (130 µF) 18 x 7 W, 12 x 11 W, 10 x 15 W, 10 x 20 W, 10 x 23 W
Detection angle	Circular 360°
Range of coverage	∅ max. 7 m at 2,5 m high and 18 °C
Settings	Via potentiometer
Lux value	5 ... 1200 Lux
Time delay	6 s ... 12 min.
Mechanical specifications Dimensions (mounted)	118,5 mm x 45 mm
Degree of proteccion	IP40, Class II
Working temperature	-10 ... +45 °C

1) For 5TC7220-0: For the flushmounting version a 65 mm ∅ box/hole is needed.

Schematics

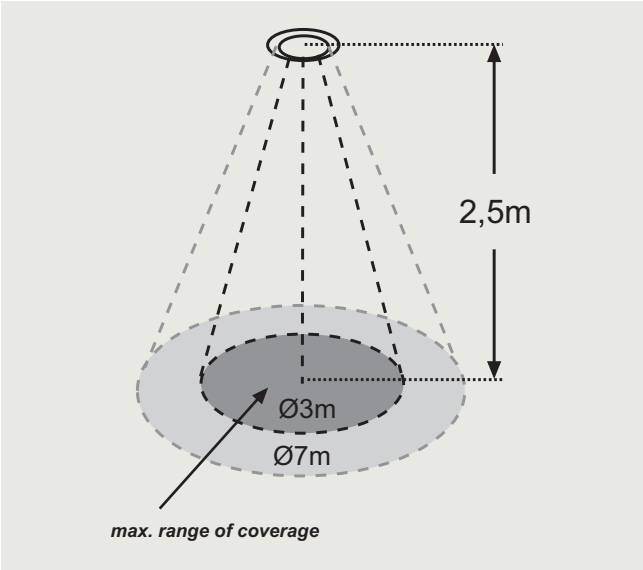

© Siemens 2023

Motion detector (5TC1585 / 5TC1586)

Technical specifications

Power supply	AC 230 V, -15 %/+10 %
Supply voltage	50/60 Hz
Standby performance	0,4 W +/– 15 %
Contact load	L/L↓: 10 A cos φ = 1, (not at 5TC1586)
Minimum load	10 mA, (not at 5TC1586)
Contact type A	µ-Kontakt, (not at 5TC1586)
Switching power - Incandescence or halogens - Compact/fluorescent lamps - LED lamps	 2300 W, (not at 5TC1586) 1150 VA, (not at 5TC1586) < 2 W: Typ. 40 W > 2 W: Typ. 450 W, (not at 5TC1586)
Degree of protection	IP20 nach EN 60529
Operating temperature	-15 °C … +45 °C
Brightness setting range	5 ... 1000 lx, (not at 5TC1586)
Lighting time delay	10 s (impuls) ... 30 min, (not at 5TC1586)
Installation height	0,8 ... 1,2 m
Detection angle	170°
Emission angle	+15° ... -30°
Detection area - across - frontal	 14 x 17 m 12 x 10 m

Construction

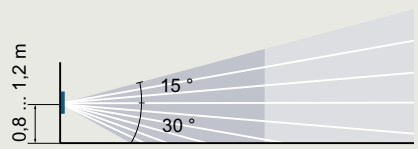

Emission angle: +15 ° ... -30 °

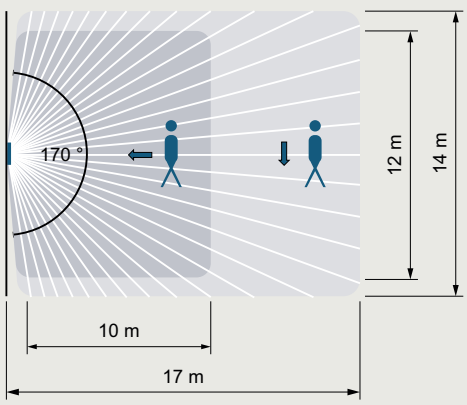

Detection angle: 170 °

Schematics

Single circuit (3-wire detector)

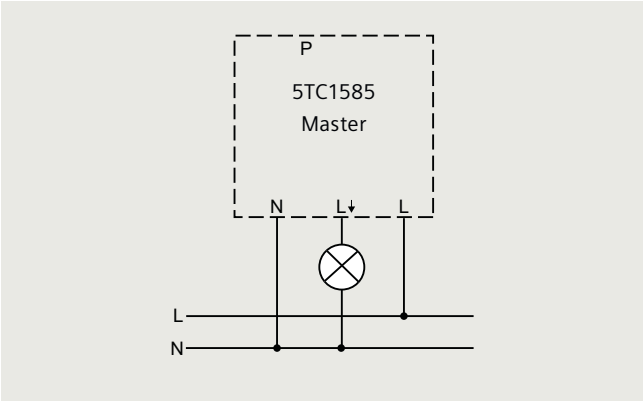

Parallel connection master-slave (3-wire detector)

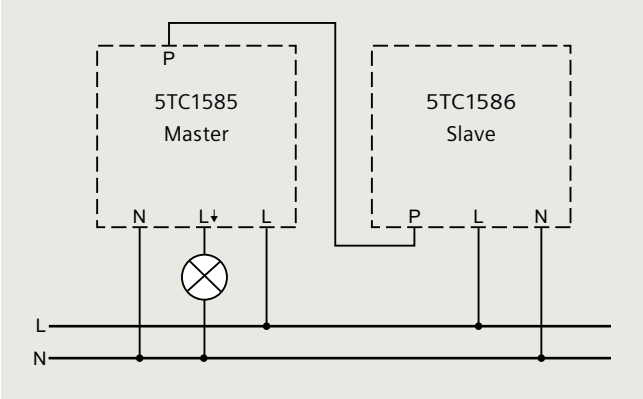

© Siemens 2023

Overview

Individual control

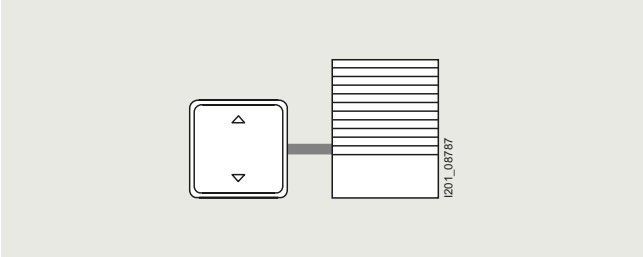

Shutter/blind control with

Shutter/blind sys insert 5TC1231 see Page 11/3

Sys shutter/blind pushbutton

- i-system (5TC1321) see Page 2/19
- DELTA style (5TC1337) see Page 6/16

Group and central controls

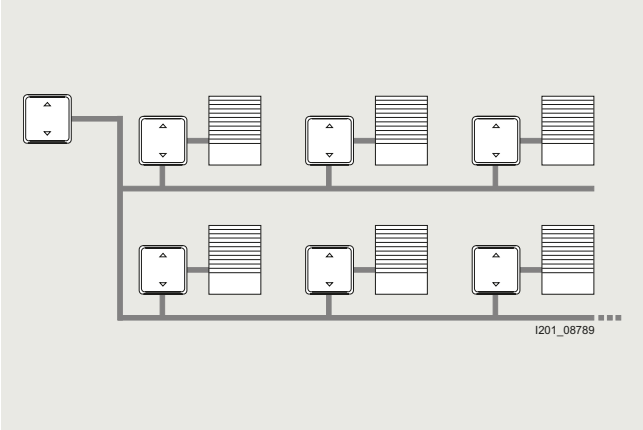

Shutter/blind control with

Shutter/blind control 5TC1520 see Page 11/2

Shutter/blind sys insert 5TC1231 see Page 11/3

Sys shutter/blind pushbutton 5TC1337

- i-system (5TC1321) see Page 2/19
- DELTA style (5TC1337) see Page 6/16

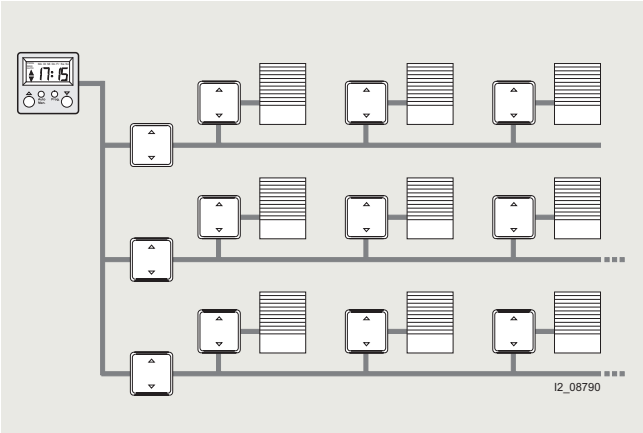

Shutter/blind control with

Shutter/blind sys insert 5TC1231 see Page 11/3

Sys shutter/blind pushbutton 5TC1337

- i-system (5TC1321) see Page 2/19
- DELTA style (5TC1337) see Page 6/16

© Siemens 2023

Shutter/blind switches, with electrical and mechanical interlock (5TA2154)

Schematics

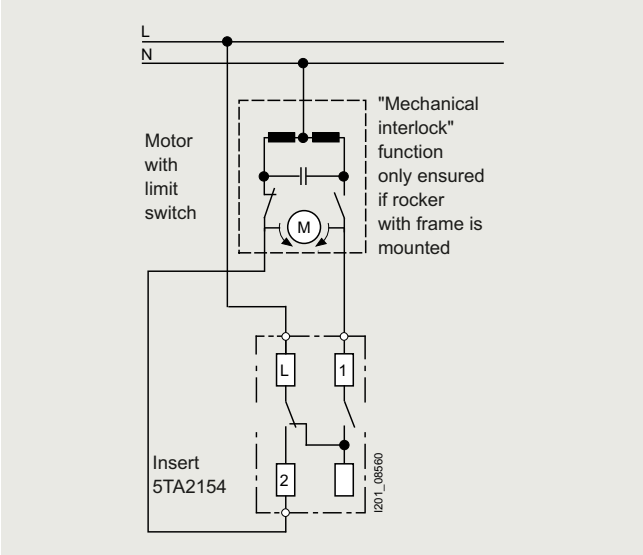

Sys shutter/blind switches 5TA2154 see Page 11/2

Shutter/blind switches, with electrical interlock (5TA2114)

Schematics

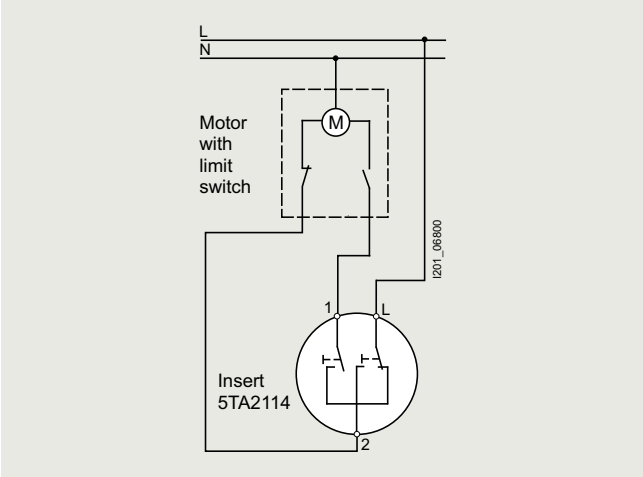

Shutter/blind switches 5TA2114 see Page 11/2

© Siemens 2023

Schematics

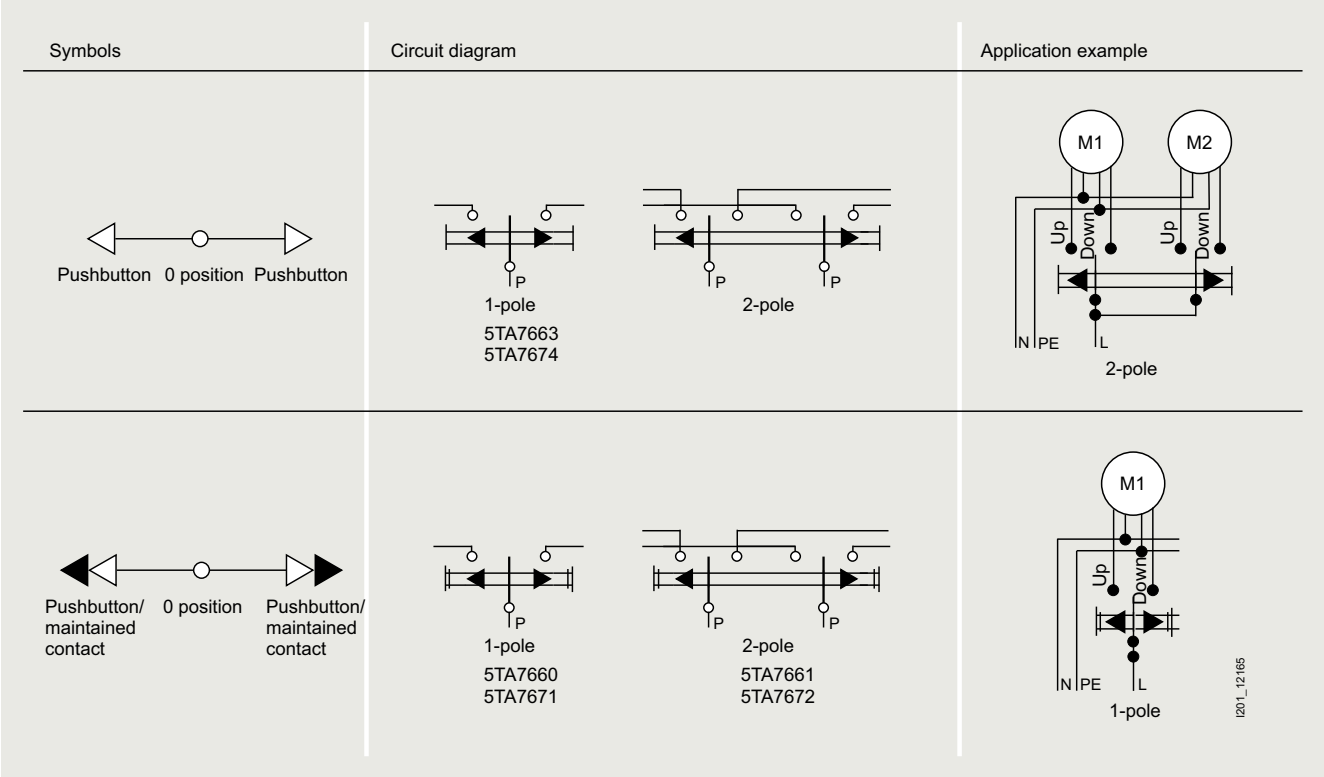

© Siemens 2023

Technical specifications

Power supply	Over 230-V user interface (230 V PEI) of the sys shutter/blind control insert
Terminals	10-pole pin connector (230 V PEI) for connection of sys shutter/blind control insert
Mechanical specifications • Enclosure • Dimensions (L x B x T) • Weight • Fire load: • Mounting	 Plastic i-system 55 x 55 x 24 mm (incl. spring) DELTA profil 65 x 65 x 25 mm (incl. spring) DELTA style 68 x 68 x 27 mm (incl. spring) Approx.. 30 g Approx. 950 kJ Mounted on the sys shutter/blind control insert
Electrical safety • Pollution degree (acc. to IEC 60664-1) • Degree of protection (acc. to EN 60529) • Overvoltage category (acc. to IEC 60664-1) • Standard	 2 IP20 III acc. to EN 50090-2-2 and IEC 60664-1
EMC requirements	acc. to EN 50090-2-2, EN 61000-6-3, EN 61000-6-1
Environmental specifications • Resistance to climate • Ambient operating temperature • Storage temperature • Relative humidity (non-condensing)	 EN 50090-2-2 –5 … +45 °C –25 … +70 °C 5 … 93 %
CE marking	According to EMC Directive (residential buildings), Low Voltage Directive

Dimensional drawings

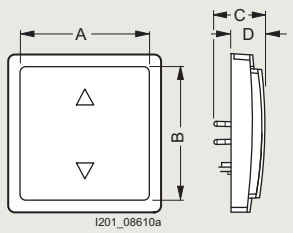

	A	B	C	D
i-system	55	55	24	13
DELTA profil	65	65	25	14
DELTA style	68	68	27	16,5

© Siemens 2023

Technical specifications

Power supply	Mains connection 230 V Rated voltage: AC 230 V, 50 Hz
Outputs • Output channel (UP/DOWN) • Rated voltage • Rated current • Switching capacity • Max. duty ratio of the relay • Switchover interval between UP and DOWN operation • Relay ON period for STEP command • System interruptions	 1 AC 230 V, 50 Hz 8 A resistive load 1 motor, 1000 VA 120 s 1 s 100 ms < 0,2 s are bridged
Terminals	The connections for the DELTA sys shutter/blind control insert comprise six screw terminals, the following conductor/cross-sections are permissible: • 0,5 … 2,5 mm² solid • 0,5 … 1,5 mm² finely stranded with end sleeve without insulating collar (gas-tight crimp connection) Note: If the conductors need to be looped through, only conductors with max. 1,5 mm² can be used
Mechanical specifications • Enclosure • Dimensions • Weight • Fire load: • Mounting	 Plastic Modular width: 71 mm x 71 mm Mounting depth: 32 mm Approx. 75 g Approx. 1000 kJ Installation in device boxes Ø, at least 40 mm deep complies with DIN 49073-11
Electrical safety • Pollution degree (acc. to IEC 60664-1) • Degree of protection (acc. to EN 60529) • Overvoltage category (acc. to IEC 60664-1) • Relay	 2 IP20 III µ contact
EMC requirements	According to EN 50090-2-2, EN 60669-2-1, EN 61000-6-3, EN 61000-6-1
Environmental specifications • Resistance to climate • Ambient operating temperature • Storage temperature • Relative humidity (non-condensing)	 EN 50090-2-2 –5 … +45 °C –25 … +70 °C 5 … 93 %
Approvals	VDE certification
CE marking	According to EMC Directive (residential buildings), Low Voltage Directive

Dimensional drawings

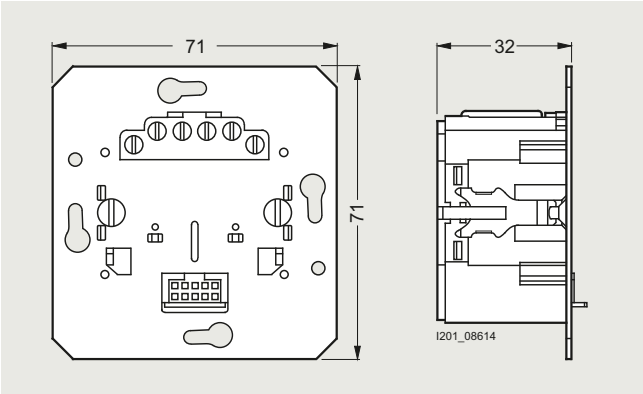

© Siemens 2023

Schematics

Sample connection

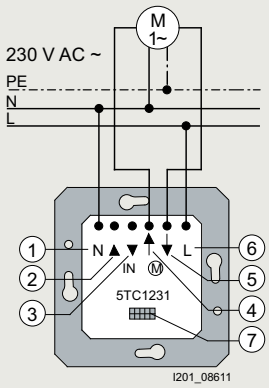

1. Neutral conductor
2. Secondary input UP
3. Secondary input DOWN
4. Motor UP
5. Motor DOWN
6. External conductor connection
7. Interface (230-V-PEI)

Application options

Example 1:
Shutter/blind control with conventional extension units

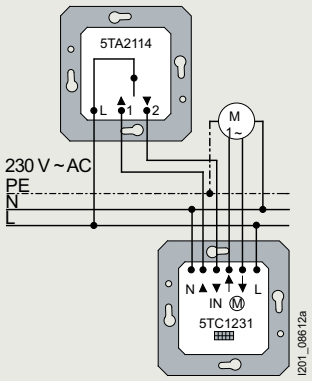

When using the shutter/blind pushbutton (5TA2114), the shutter/blind can be manually moved to the required position (UP/DOWN or STEP command). The number of connectable conventional extension units is unlimited.

Example 2:
Group control with 2 motors and central operating point

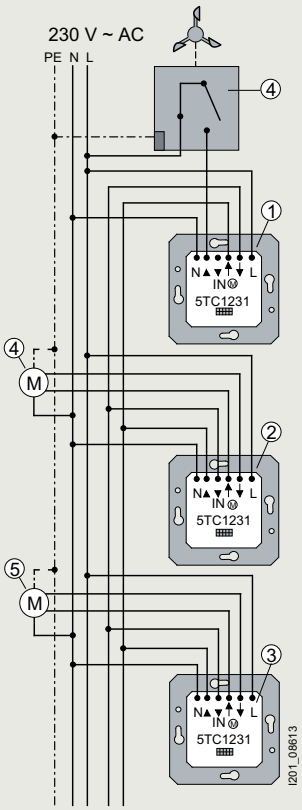

Together with the UP 211 wave shutter/blind pushbutton inserts, the sys shutter/blind control insert ① is implemented as a central operating point. The inserts ② and ③ individually control the respective shutter/blind motors M (④ and ⑤). The time values stored in the UP 211 wave shutter/blind pushbutton (e.g. 8:00 UP and 20:00 DOWN command) allow the time controlled stopping and starting of all connected motors.

Note:

- It is not permissible to use a shutter/blind control sys insert as the central operating point and directly operate a shutter/blind motor.
- When protecting the central operating point against short circuit using a separate residual current operated circuit breaker, both circuits must be isolated in order to prevent inadvertent tripping of the circuit breaker.

Example 3:
Integrating a wind alarm

The indicator for the wind alarm is integrated in the shutter/blind control over the extension unit input. In the event of a wind alarm, the shutters/blinds are raised and locked in that position until the wind alarm is reset over the indicator. As long as the interlock is enabled, neither manual nor automatic operation of the shutters/blinds is possible.

© Siemens 2023

Overview

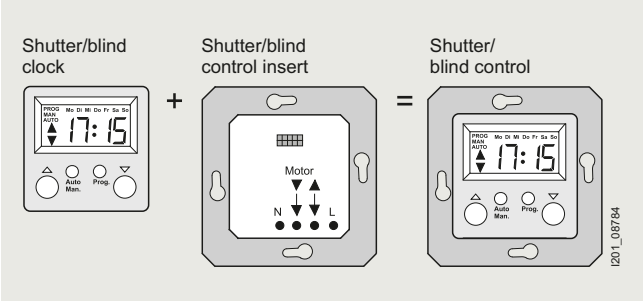

Form of delivery for the shutter/blind control

Product features:

- Easy operation via a 4-button field
- Switching time block Mo to Fr: 1 x UP, 1 x DOWN
- Switching time block Sa to Su: 1 x UP, 1 x DOWN
- Quick configuration function
- Factory-configured switching times
- Reserve power > 6 h over storage capacitor
- Also configurable with an unlocked shutter/blind control insert without extension unit input
- After approx. 30 min, the storage capacitor for the reserve power is completely recharged.

Design

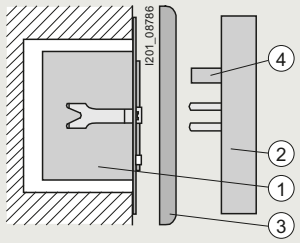

1. Shutter/blind control insert
2. Shutter/blind clock
3. Frame
4. Plug

The shutter/blind control insert ① is mounted in a DIN 49073 compliant device box (recommendation: deep box).

The terminals of the insert must be directed downwards.

The shutter/blind clock is plugged with the frame ③ onto the insert.

The electrical contacting is achieved over the plug ④.

Programming

With a charged storage capacitor, the control remains configurable for approx. 6 h even with the insert released.

The following factory-preset switching times are stored in the memory:

- Switching time 1: ↑ 07:00, Mo. to Fr.
- Switching time 2: ↓ 20:00, Mo.to Fr.
- Switching time 3: ↑ 09:00, Sa.to So.
- Switching time 4: ↓ 20:00, Sa.to So.

The current time can be accepted as switching time for the memory by pressing the desired direction of travel (↑ or ↓) and then activating the "Prog" button. The present switching time is overwritten in this case.

Effect of the length of the button stroke:

- Short keystroke (< 1 s):
  jog mode for adjusting the slats on shutters/blinds.
- Long keystroke (> 1 s):
  2 min continuous operation, can be stopped with pushbutton ↑ or ↓.

Schematics

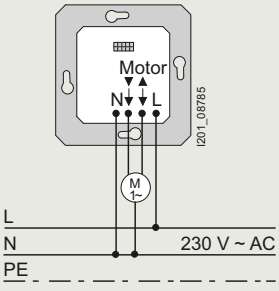

© Siemens 2023

Schematics

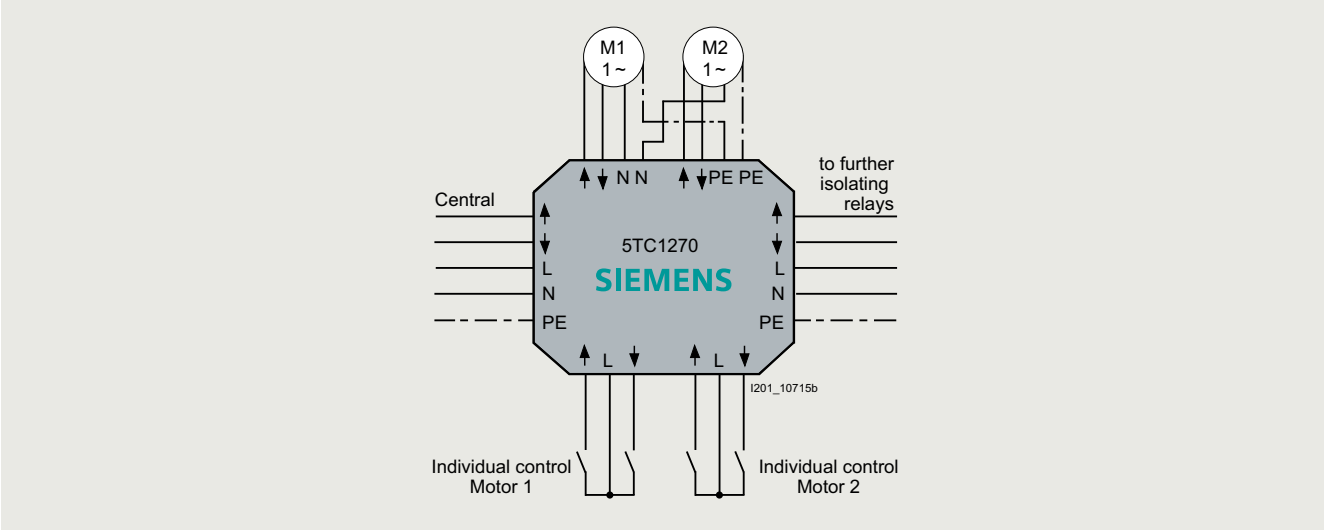

Sample connection

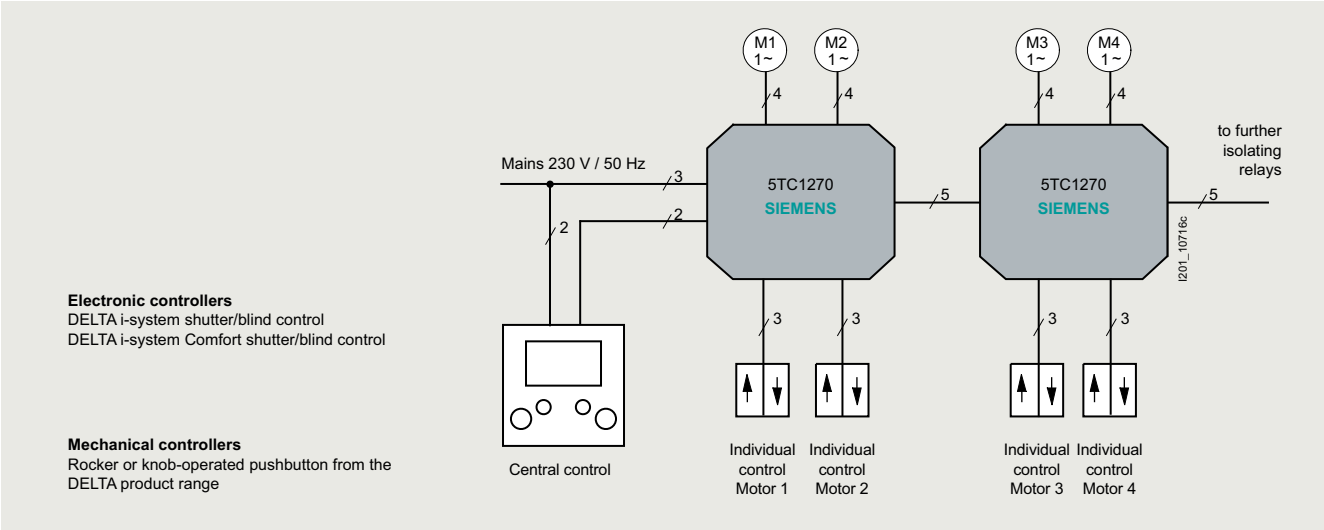

Sample connection

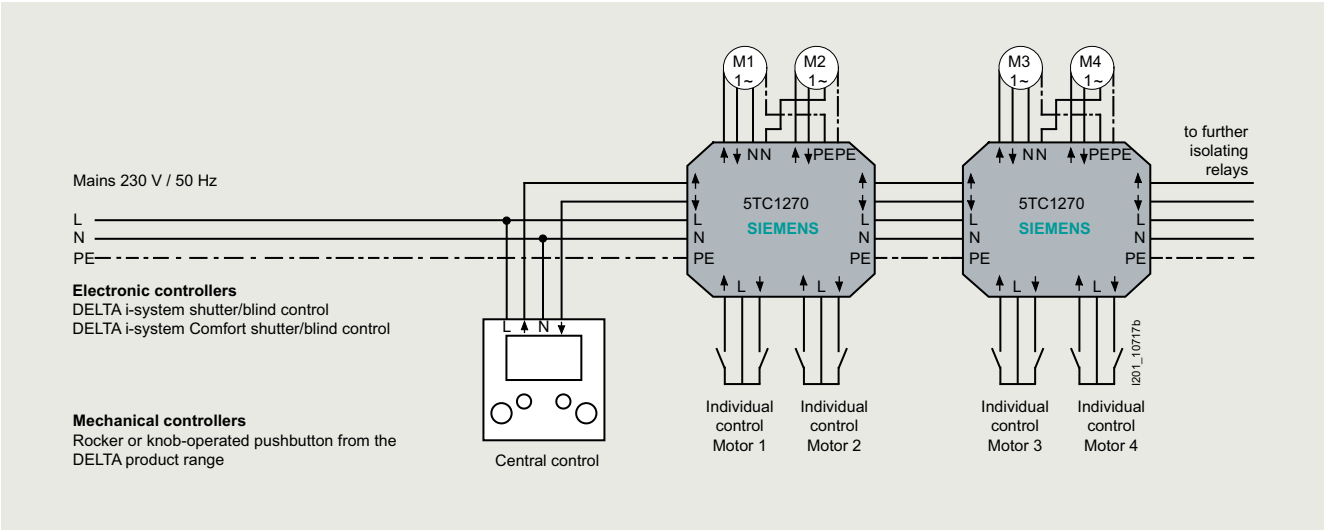

Wiring diagram

© Siemens 2023

Schematics

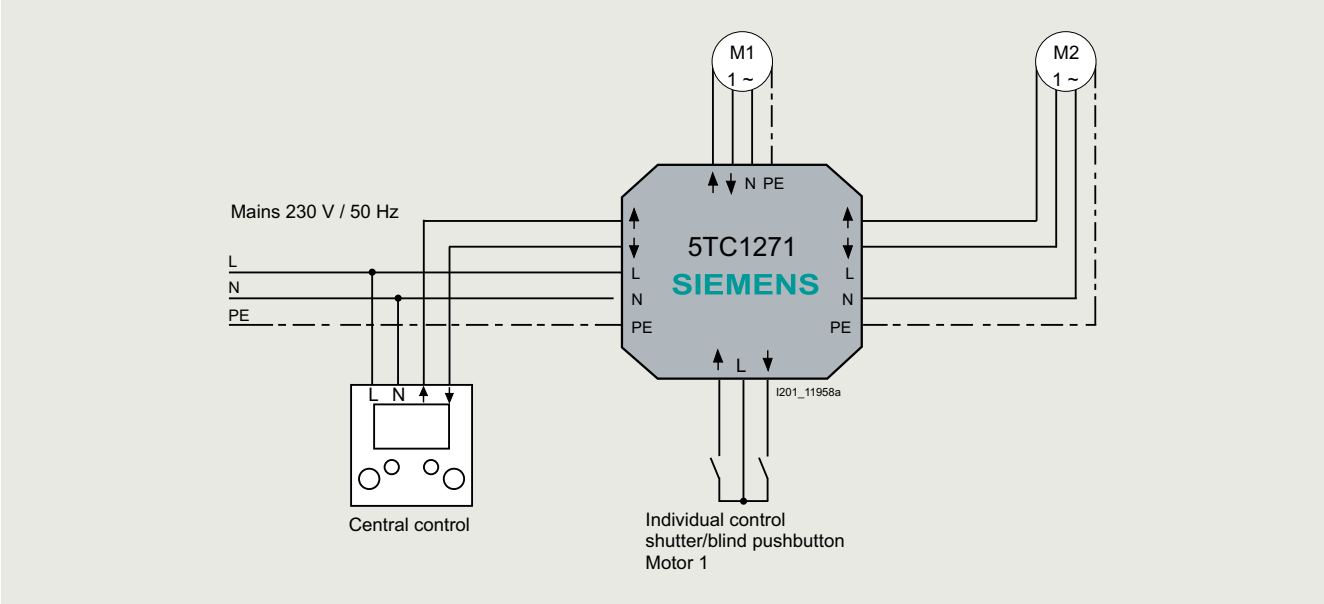

Sample connection

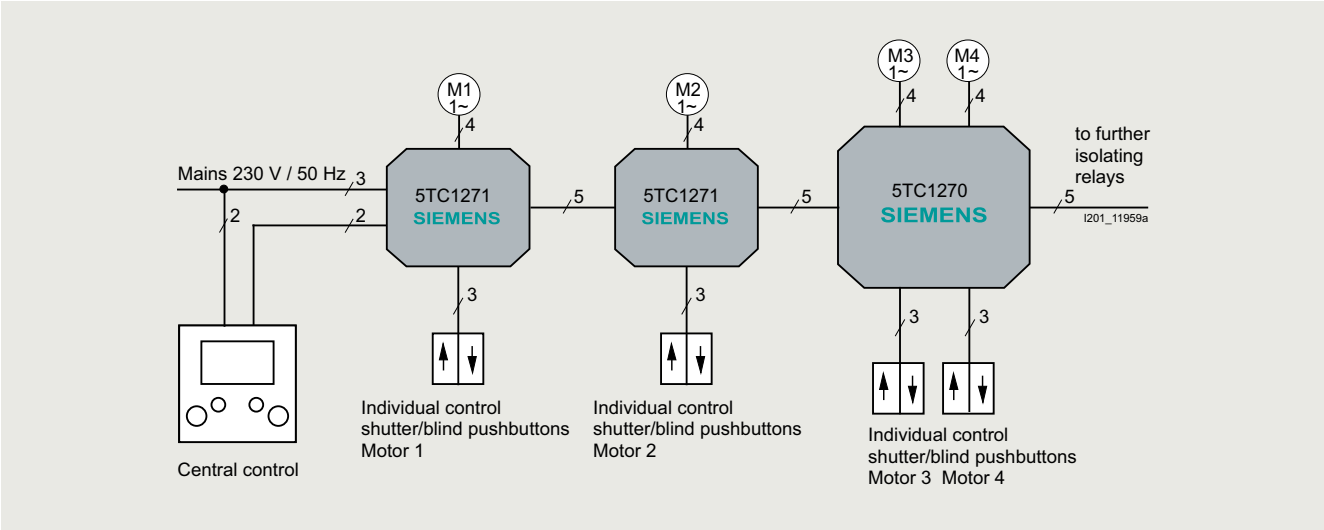

Sample connection

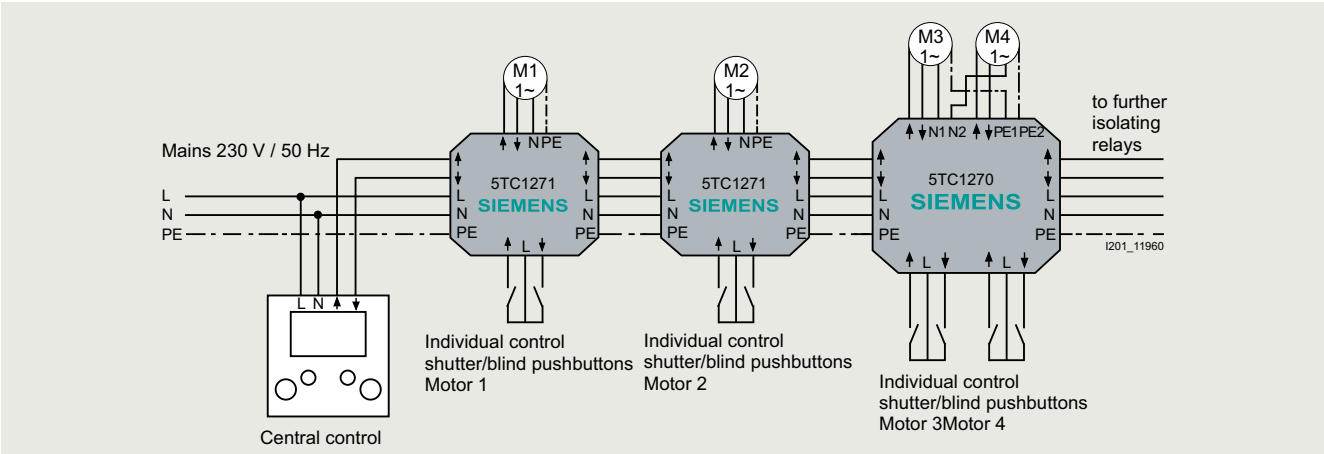

Wiring diagram

© Siemens 2023

Room temperature controllers, 1 NC contact (5TC1270)

Function

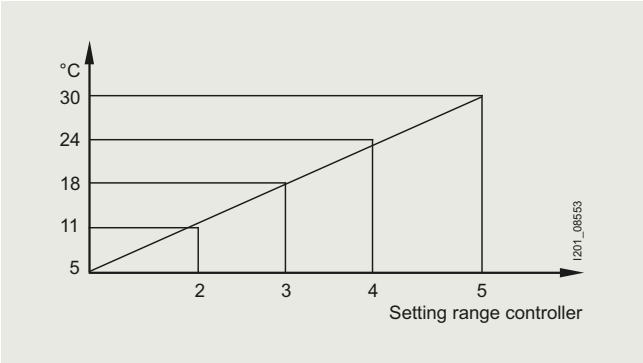

Range restriction in the setting button

Technical specifications

Temperature range	5 … 30 °C
Operational voltage	AC 230 V, 50/60 Hz
Switch contact	1 NC contact
Rated current	10 (4) A
Switching temperature difference	ca. 0,5 K
Temperature reduction	ca. 4 K
Degree of protection/safety class	IP30 / totally insulated

Schematics

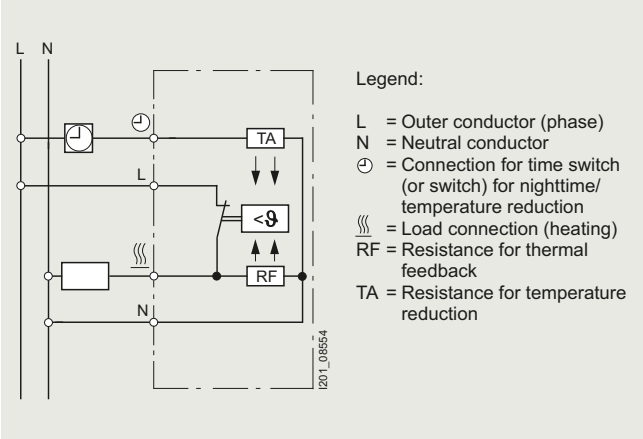

Temperature reduction can be remotely controlled via timer

Room temperature controllers, 1 CO contact (5TC9201)

Function

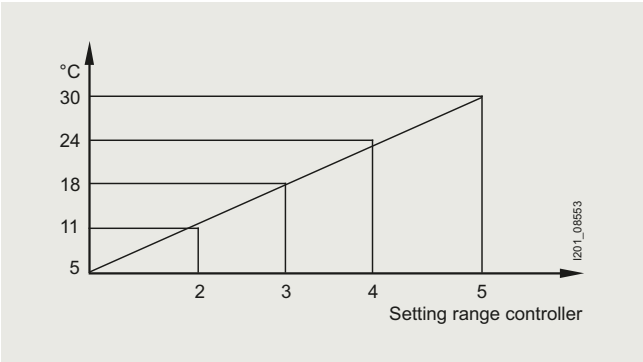

Range restriction in the setting button

Technical specifications

Temperature range	5 … 30 °C
Operational voltage	AC 230 V, 50/60 Hz
Switch contact	1 CO contact
Rated current	10 (4) A (heating) 5 (2) A (cooling)
Switching temperature difference	Approx. 0,5 K
Temperature reduction	Approx. 4 K
Degree of protection/safety class	IP30 / totally insulated

Schematics

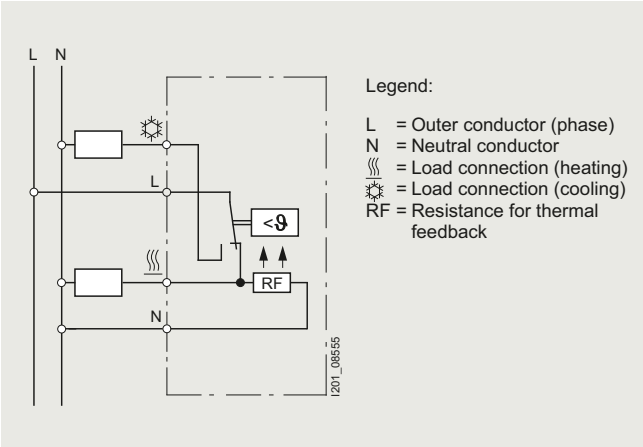

© Siemens 2023

Function

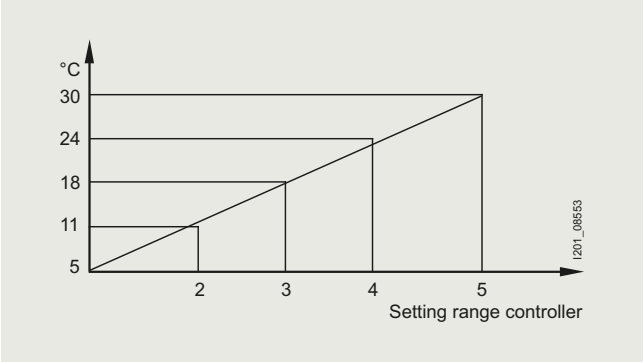

Range restriction in the setting button

Technical specifications

Temperature range	5 … 30 °C
Operational voltage	AC 230 V
Switch contact	1 NC contact
Rated current	10 (4) A (heating)
Switching temperature difference	0,5 K
Temperature reduction	Approx. 4 K
Degree of protection/safety class	IP30 / totally insulated

Schematics

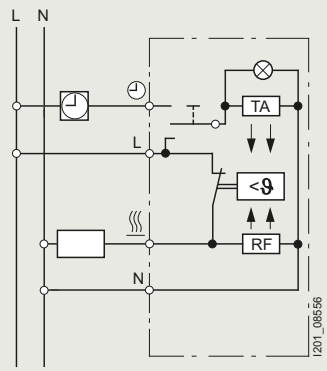

Legend:

L = Outer conductor (phase)
N = Neutral conductor
◴ = Connection for time switch (or switch) for nighttime/ temperature reduction
≋ = Load connection (heating)
RF = Resistance for thermal feedback
TA = Resistance for temperature reduction

© Siemens 2023

Room temperature controllers, direct floor heating (5TC9774-5)

Technical specifications

Control devices	
Operational voltage	AC 230 V, 50 Hz
Temperature range	10 … 50 °C
Tolerance range	AC 195 … 253 V, 50 Hz
Switch contact	1 NO contact
Rated current	16 A
Switching capacity	2,3 kW
Switches	Power supply "ON/OFF"
Display LED	Red: control device demands heat (heating mode) Green: Temperature reduction "ON"
Switching temperature difference	Approx. 1 K
Temperature reduction	Approx. 5 K
Degree of protection/safety class	IP30 / totally insulated
Remote sensors	
Sensor element	extern, NTC according to DIN 44 574
Sensor cable	PVC, 2 x 0,50 mm^2, Length 4 m
Degree of protection	IP68 (according to DIN VDE 0470T1)
Ambient temperature	–25 … +70 °C

Sensor characteristics of measuring instrument R_i > 1M

Temperatures in °C	Resistance in kΩ
5	4,527
10	3,657
15	2,974
20	2,432
25	2,000
30	1,655
35	1,379
40	1,151
45	0,968
50	0,816

Schematics

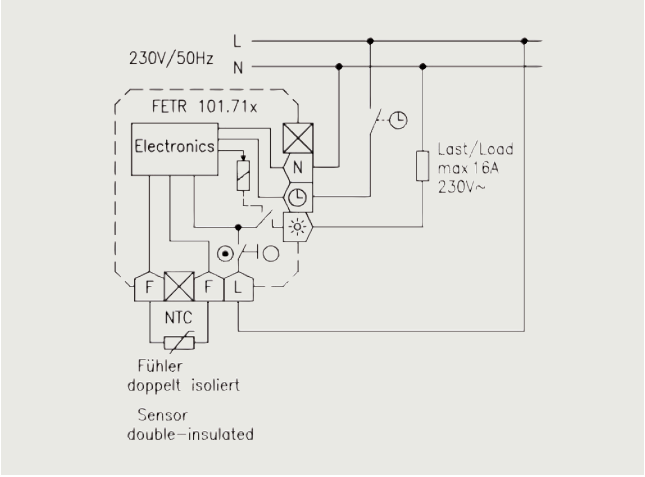

16

© Siemens 2023

Overview

Data networks

The following three versions are used primarily for the data network:

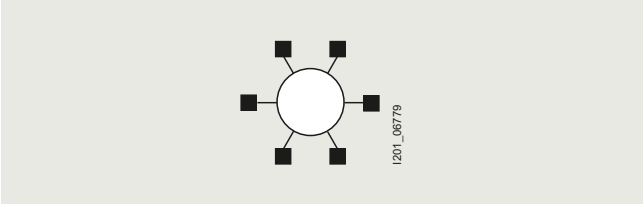

Ring networks

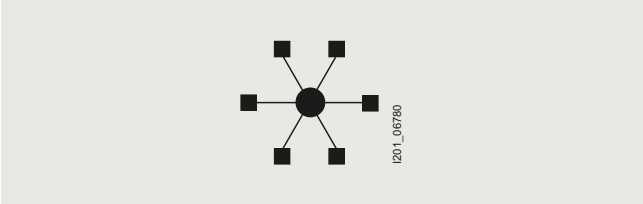

Star-type networks

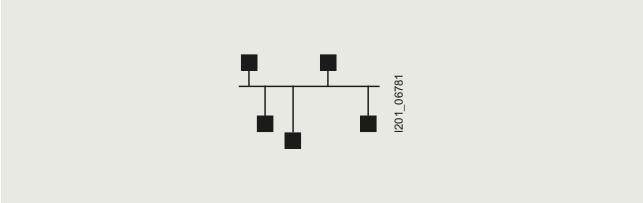

Bus networks

Ring networks

In a ring network, the users (network nodes) are connected in a closed loop. The data are transmitted from network node to network node in one direction. To expand the system, simply open the ring and add another user.

Star-type networks

When a star structure is used, all users are linked to a control room, which also operates as the system control. It relays the data to all required devices. This network structure enables multichannel operation, which supports the simultaneous linking of many connections. Further users can be simply connected to the central operating point if required.

Bus networks

In a bus network, all users are directly connected to a bus cable. The data transmitted from one network node are initially received by all other nodes. However, all the network nodes ignore this data – with of course the exception of the targeted node. An expansion of the power supply is achieved by directly tapping the bus and thus connecting new users to the supply.

Plug-in connectors, distribution boards and outlet boxes

For the connection and distribution of cables and the connection of terminals, there are a range of system-specific plug-in connectors, distribution boards and outlet boxes available.

Flush-mounting devices

These components for data processing and data communication, as well as telecommunication and electro-acoustical systems, are available in the surface-mounting product range of installation switch/socket outlet systems: DELTA line, DELTA miro, DELTA profil, DELTA style, DELTA natur. DELTA fläche, as well as for installation in flush-mounting device boxes with 60 mm diameter and in silltype trunkings with either vertical or 30° inclined outlets.

Examples

The following describes just a few examples from the great number of connection components available in the field of data processing and telecommunications technology. Covers and frames (80 mm) in the DELTA line, DELTA miro, DELTA profil, DELTA style, DELTA natur, DELTA fläche switch/ socket outlets ranges can be used for surface mounting all sockets.

D-subminiature plug-in connectors

D-subminiature plug-in connectors are primarily used for the plug-in connection of computer terminals and data transmission devices, as well as for measuring and control equipment. The outlet box has a 9, 15 or 25-pole trapezoid plug-in pin or socket connector for connection of one device, or two pin/socket connectors each, if two devices are to be connected.

BNC/TNC plug-in connectors

BNC[1)]/TNC[2)]plug-in connectors are used for high-frequency applications in coaxial cable networks. The standard version is used for frequencies up to 4 GHz and is available for coaxial cable impedances of 50 W and 70 W. For BNC plug-in connectors, the connector is linked to the socket of the outlet box over a bayonet lock and, in the case of.

Western (WE) plug-in connectors

Western (WE) plug-in connectors are used in both data processing technology (e.g. as twisted pair connection[3)]) and telecommunications technology (e.g. as ISDN[4)]) basic connection).

The WE outlet boxes are equipped with one or two 6 or 8-pole WE sockets, which, if partially equipped with contacts, provide 4, 6 or 8-pole outlet versions.

Twinax plug-in connectors

Twinax plug-in connectors are primarily used in local data networks (LAN) with IBM data terminal equipment. Both primary conductors of the Twinax cable are soldered to the Twinax installation socket of the outlet box, the metal braiding is securely clamped. After contacting with the outlet box, the connector is screwed securely into place by a cap nut.

TAE connection units

TAE telecommunication connection units are intended solely for the connection of telecommunication devices, such as telephones, fax machines, telex systems. The adapter (connector) is available on its own and preassembled with connecting cable in various lengths. The outlet boxes with one to three sockets and the adapters are prepared for telephone connection (F coding) or for connection of additional devices (fax, etc.) and data terminal equipment (Btx) (N coding).

Fiber-optic outlet boxes

Fiber-optic outlet boxes in the DELTA profil product range meet the requirements of a modern cabling system with glass-fiber cables.

These systems are equipped to cope with future communication requirements and ensure fast and reliable transmission for many applications, such as:

- Telephone (voice, fax),
- Data transmission (client/server, computing, mail, internet, virtual LAN),
- Multimedia (integration of voice, data and video).

[1)] BNC: Standard bayonet connector
[2)] TNC: Standard threaded connector
[3)] Two twisted cables.
[4)] ISDN: Integrated Services Digital Network

© Siemens 2023

Overview

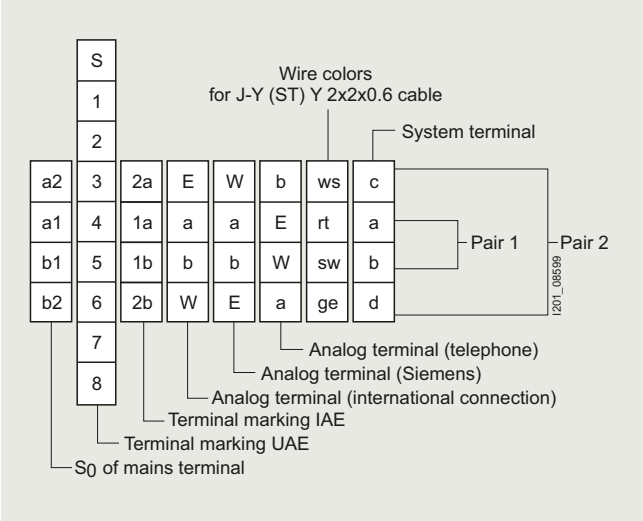

Color coding for analog and ISDN telephone

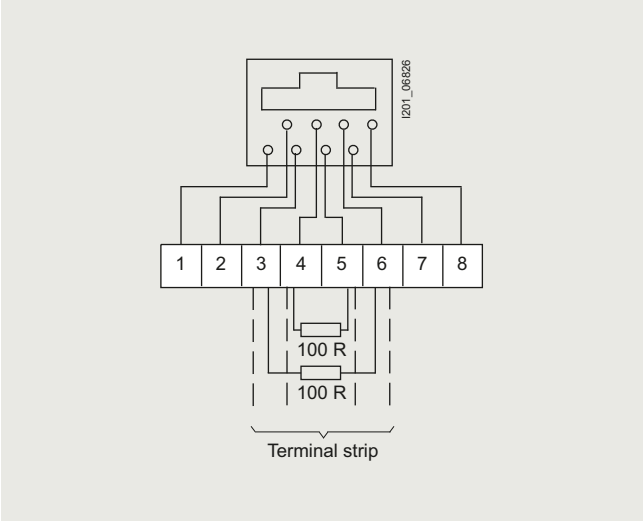

ISDN-telephone outlet boxes
point-to-point with WE 8 or UAE 8

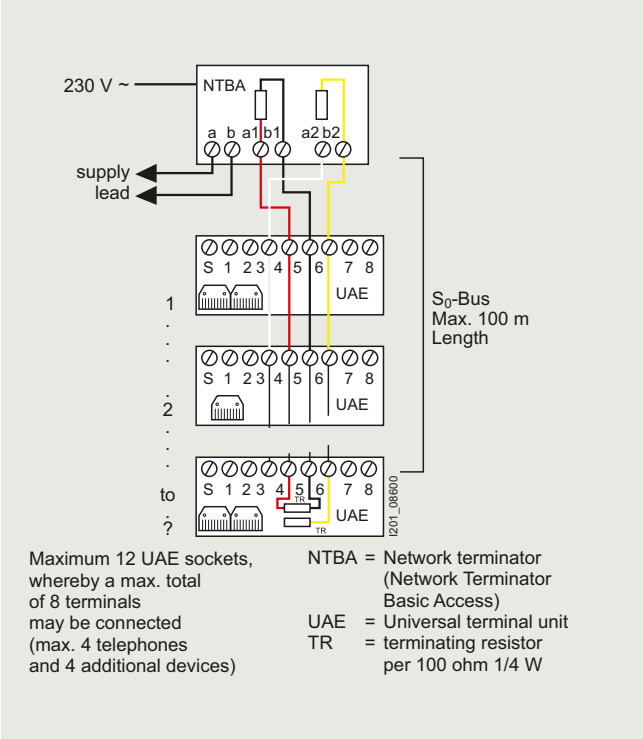

Connection to the ISDN S0 bus

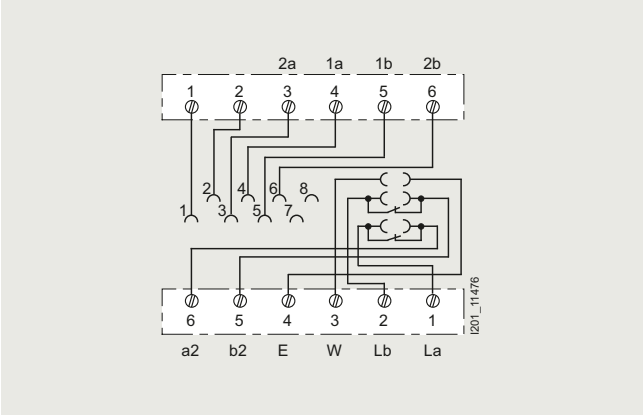

UAE outlet boxes for one telephone and/or one auxiliary device

© Siemens 2023

Schematics

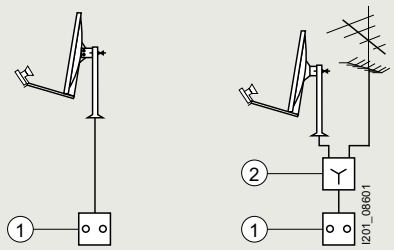

With separating filter for coupling of terrestrial signals e.g. for regional UKW/TV reception

1. Aerial branch-circuit box (5TG2485)
2. Separating filter

SAT aerial system with universal single LNB for analog and digital reception

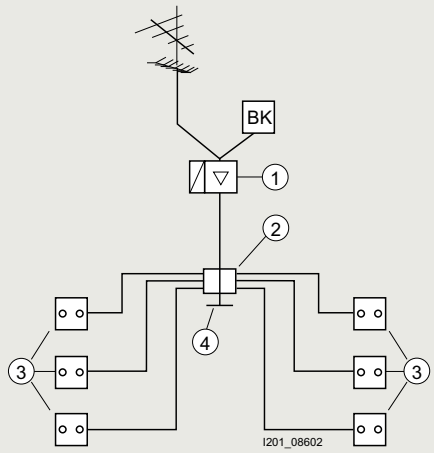

1. Amplifier
2. Directional tap
3. Aerial branch-circuit box (5TG2485)
4. Terminating resistor

Aerial system, terrestrial and/or broadband cable in star structure

Aerial through-way boxes/terminal boxes

Schematics

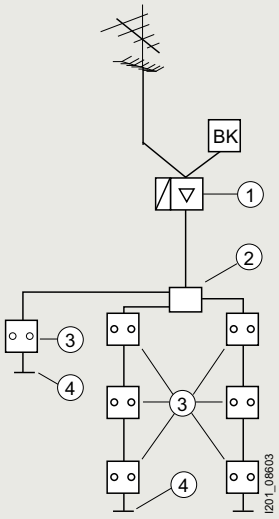

1. Amplifier
2. Distribution board
3. Aerial through-way box/terminal box (5TG2484)
4. Terminating resistor

Aerial system, terrestrial and/or broadband cable in tree/star structure

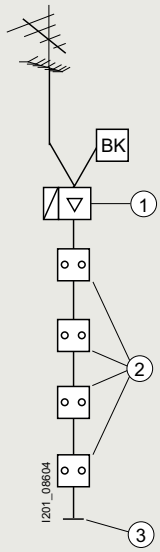

1. Amplifier
2. Aerial through-way box/terminal box (5TG2484)
3. Terminating resistor

Aerial system, terrestrial and/or broadband cable in tree structure

© Siemens 2023

Overview

Use of LED light signals in a traffic signal function

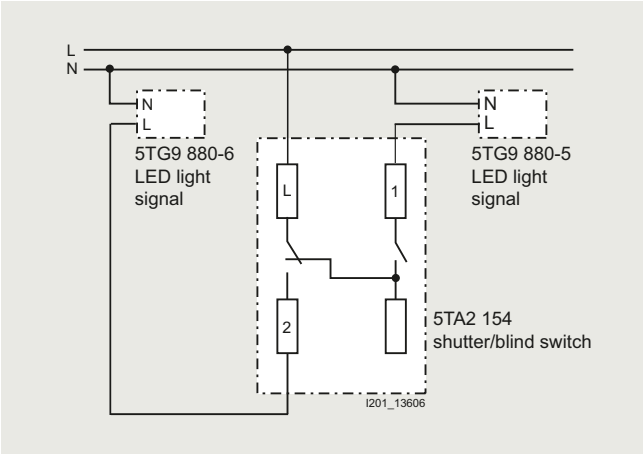

Example of traffic signal function

Items required for traffic signal function and its control (example DELTA line)

Individual parts	Order No.
Items required for traffic signal function	
• LED light signals, red, illuminated	5TG9880-5
• LED light signals, green, illuminated	5TG9880-6
• Module carriers, 2M, for DELTA line, titanium white, m-system	5TG2010
• Frames, 80-mm, single, titanium white, DELTA line	5TG2551-0
Items required for control of traffic signal function	
• Shutter/blind switches, with electrical and mechanical interlock	5TA2154
• Rockers, double, with labeling field, titanium white, i-system	5TG6212
• Frames, 80-mm, single, titanium white, DELTA line	5TG2551-0

© Siemens 2023

17/2 **Catalog notes**

17/3 **Ordering notes**

17/4 **Quality management**

17/5 **Partner at Siemens**

17/6 **Industry Services**
17/7 Industry Services – Portfolio overview
17/8 Online Support

17/9 **Conditions of sale and delivery**

© Siemens 2023

Catalog notes

Overview

Trademarks

All product designations may be registered trademarks or product names of Siemens AG or supplier companies whose use by third parties for their own purposes may violate the rights of the owner.

Amendments

All technical data, dimensions and weights are subject to change without notice unless otherwise specified on the pages of this catalog.

Dimensions

All dimensions are in mm.

Images

The illustrations are not binding.

Technical data

The technical data in the catalog are for general information.

Further technical information is available at

www.siemens.com/lowvoltage/produkt-support

- under Product List:
  - Application example
  - Download
  - FAQ
  - Manuals
  - Characteristic curves
  - Product release
  - Software-archive
  - Technical specifications
  - Certificates

Configurators can be found under
www.siemens.com/lowvoltage/configurators

Assembly, operation and maintenance

The instruction manuals and the operating instructions on the products must be observed during assembly, operation and maintenance.

© Siemens 2023

Logistics

General

With regard to delivery service, communications and environmental protection, our logistics service ensures "quality from the moment of ordering right through to delivery". By designing our infrastructure according to customer requirements and implementing electronic order processing, we have successfully - optimized our logistics processes.

We are proud of our personal consulting service, on-time -deliveries and one-day transport within Germany.

To this end, we supply preferred types marked with ► ex works.

We regard the ISO 9001 certification and consistent quality checks as an integral part of our services.

Electronic order processing is fast, cost-efficient and error-free. Please contact us if you want to benefit from these advantages.

Packaging, packing units

The packaging in which our equipment is dispatched provides protection against dust and mechanical damage during transport, thus ensuring that all our products arrive in perfect condition.

We select our packaging for maximum environmental compatibility and reusability (e.g. crumpled paper for protection during transport in packages up to 32 kg) and, in particular, with a view to reducing waste.

With our multi-unit and reusable packaging, we offer you specific types of packaging that are both kind to the environment and tailored to your requirements:

Your advantages at a glance:

- Lower ordering costs.
- Cost savings through same-material type packaging: low/no disposal costs.
- Reduced time and cost thanks to short unpacking times.
- "Just-in-time" delivery directly to the production line helps reduce stock: cost savings through reduction of storage areas.
- Fast assembly thanks to supply in sets.
- Standard Euro boxes, corresponding to the Euro pallet modular system, suitable for most conveyor systems.
- Active contribution to environmental protection.

Unless stated otherwise in the "Selection and ordering data" of this catalog, our products are supplied individually packed.

For small parts/accessories, we offer you cost-effective packaging units as standard packs containing more than one item, e.g. 5, 10, 50 or 100 units. It is essential that whole number multiples of these quantities be ordered to ensure satisfactory quality of the products and problem-free order processing.

The products are delivered in a neutral carton. The label includes warning notices, the CE marking, and device descriptions in English and German.

In addition to the Article No. (MLFB) and the number of items in the packaging, the operating instructions article number (Instr.-Order-No.) is also specified. It can be obtained from your local Siemens representative (for a list of your Siemens contacts, see www.siemens.com/lowvoltage/contact).

Most device Article Nos. can be obtained by means of the EAN barcode to simplify ordering and storage logistics.

The associated master data, too, is available from your local Siemens representative.

© Siemens 2023

Quality management

Overview

The quality management system of our "Low Voltage & Products" Business Unit in the "Energy Management" Division complies with the international EN ISO 9001 standard.

The products and systems listed in this catalog are developed and manufactured using a certified quality management system in accordance with EN ISO 9001:2008.

© Siemens 2023

Overview

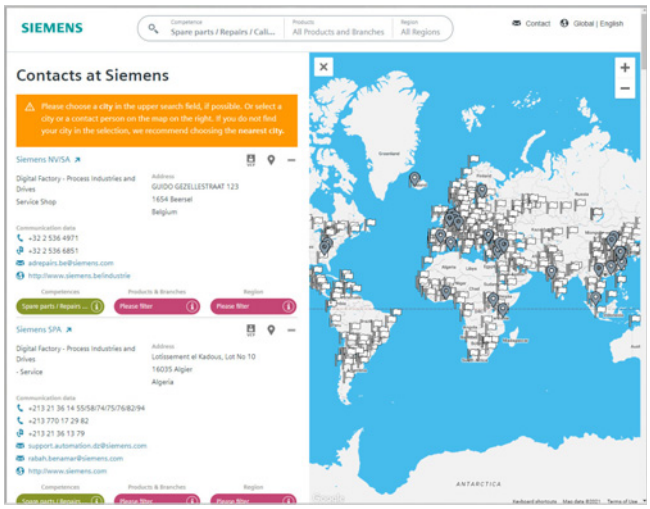

At your service locally, around the globe for consulting, sales, training, service, support, spare parts on the entire portfolio of Siemens.

Your partner can be found in our Personal Contacts Database at:

www.siemens.com/automation-contact

You start by selecting

- the required competence,
- products and branches,
- a country and a city or by a
- location search or free text search

© Siemens 2023

Overview

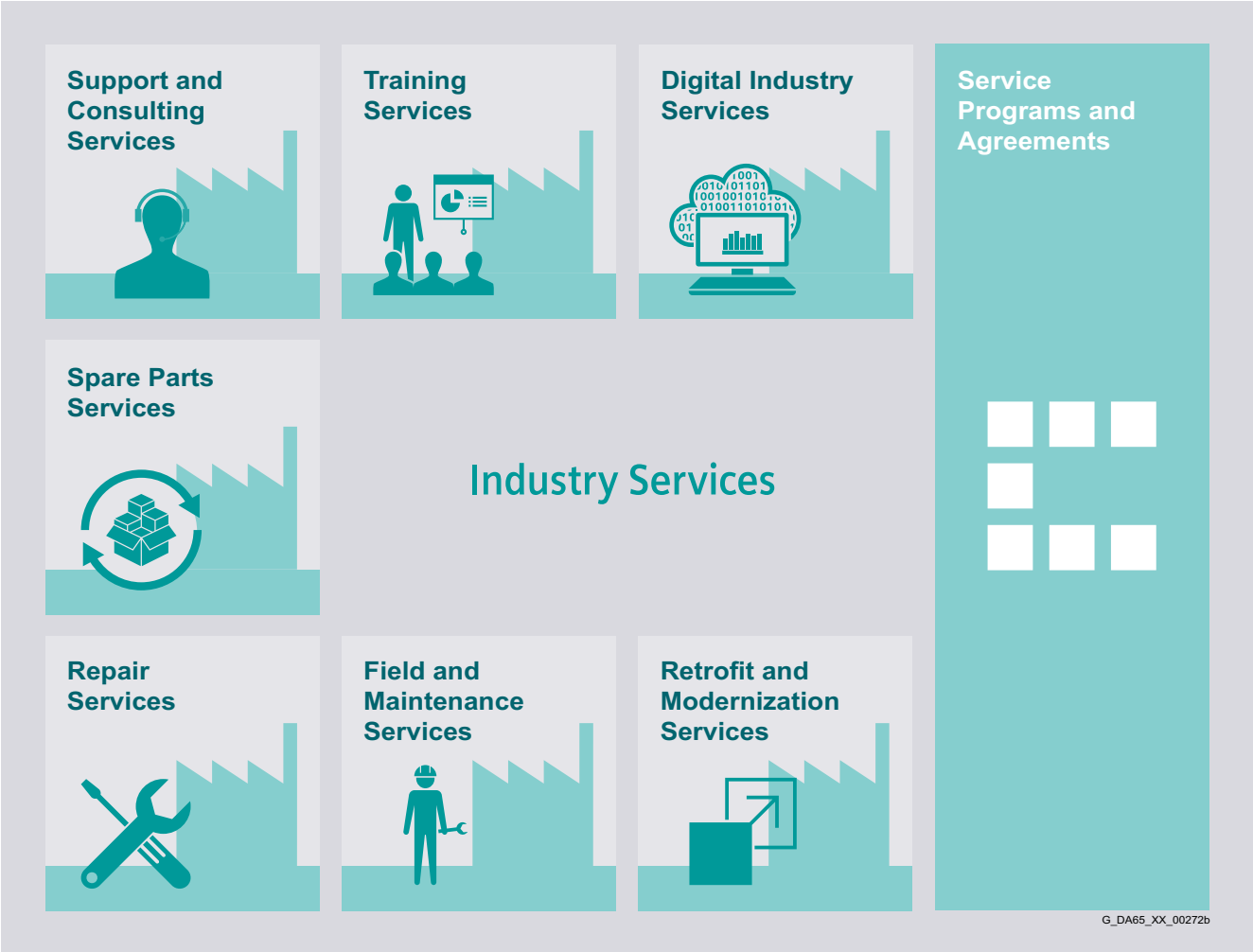

Keep your business running and shaping your digital future – with Industry Services

Optimizing the productivity of your equipment and operations can be a challenge, especially with constantly changing market conditions. Working with our service experts makes it easier. We understand your industry's unique processes and provide the services needed so that you can better achieve your business goals.

You can count on us to maximize your uptime and minimize your downtime, increasing your operations' productivity and reliability. When your operations have to be changed quickly to meet a new demand or business opportunity, our services give you the flexibility to adapt. Of course, we take care that your production is protected against cyber threats. We assist in keeping your operations as energy and resource efficient as possible and reducing your total cost of ownership. As a trendsetter, we ensure that you can capitalize on the opportunities of digitalization and by applying data analytics to enhance decision making: You can be sure that your plant reaches its full potential and retains this over the longer lifespan.

You can rely on our highly dedicated team of engineers, technicians and specialists to deliver the services you need – safely, professionally and in compliance with all regulations. We are there for you, where you need us, when you need us.

www.siemens.com/industryservices

© Siemens 2023

Overview

Digital Industry Services

Digital Industry Services make your industrial processes transparent to gain improvements in productivity, asset availability, and energy efficiency.

Production data is generated, filtered and translated with intelligent analytics to enhance decision-making.

This is done whilst taking data security into consideration and with continuous protection against cyber-attack threats.
www.siemens.com/global/en/products/services/industry/digital-industry-services.html

Repair Services

Repair Services are offered on-site and in regional repair centers for fast restoration of faulty devices' functionality.

Also available are extended repair services, which include additional diagnostic and repair measures, as well as emergency services.
https://support.industry.siemens.com/cs/ww/en/sc/2154



Training Services

From the basics and advanced to specialist skills, SITRAIN courses provide expertise right from the manufacturer – and encompass the entire spectrum of Siemens products and systems for the industry.

Worldwide, SITRAIN courses are available wherever you need a training course in more than 170 locations in over 60 countries.
https://support.industry.siemens.com/cs/ww/en/sc/2226

Field and Maintenance Services

Siemens specialists are available globally to provide expert field and maintenance services, including commissioning, functional testing, preventive maintenance and fault clearance.

All services can be included in customized service agreements with defined reaction times or fixed maintenance intervals.
https://support.industry.siemens.com/cs/ww/en/sc/2265

Support and Consulting Services

Industry Online Support site for comprehensive information, application examples, FAQs and support requests.

Technical and Engineering Support for advice and answers for all inquiries about functionality, handling, and fault clearance. The Service Card as prepaid support for value added services such as Priority Call Back or Extended Support offers the clear advantage of quick and easy purchasing.

Information & Consulting Services, e.g. SIMATIC System Audit; clarity about the state and service capability of your automation system or Lifecycle Information Services; transparency on the lifecycle of the products in your plants.
https://support.industry.siemens.com/cs/ww/en/sc/2235

Retrofit and Modernization Services

Provide a cost-effective solution for the expansion of entire plants, optimization of systems or upgrading existing products to the latest technology and software, e.g. migration services for automation systems.

Service experts support projects from planning through commissioning and, if desired over the entire extended lifespan, e.g. Retrofit for Integrated Drive Systems for an extended lifetime of your machines and plants.
https://support.industry.siemens.com/cs/ww/en/sc/2286



Spare Parts

Spare Parts Services are available worldwide for smooth and fast supply of spare parts – and thus optimal plant availability. Genuine spare parts are available for up to ten years. Logistic experts take care of procurement, transport, custom clearance, storage and order management. Reliable logistics processes ensure that components reach their destination as needed.

Since not all spare parts can be kept in stock at all times, Siemens offers a preventive measure for spare parts provisioning on the customer's premises with optimized **Spare Parts Packages** for individual products, custom-assembled drive components and entire integrated drive trains – including risk consulting.

Asset Optimization Services help you design a strategy for parts supply where your investment and carrying costs are reduced and the risk of obsolescence is avoided.
https://support.industry.siemens.com/cs/ww/en/sc/2110

Service Programs and Agreements

A technical Service Program or Agreement enables you to easily bundle a wide range of services into a single annual or multi-year agreement.

You pick the services you need to match your unique requirements or fill gaps in your organization's maintenance capabilities.

Programs and agreements can be customized as KPI-based and/or performance-based contracts.
https://support.industry.siemens.com/cs/ww/en/sc/2275

© Siemens 2023

Overview

Siemens Industry and Online Support with some 1.7 million visitors per month is one of the most popular web services provided by Siemens. It is the central access point for comprehensive technical know-how about products, systems and services for automation and drives applications as well as for process industries.

In connection with the challenges and opportunities related to digitalization you can look forward to continued support with innovative offerings.

© Siemens 2023

1. General Provisions

By using this catalog you can purchase products (hardware, software and services) described therein from Siemens Aktiengesellschaft subject to the following Terms and Conditions of Sale and Delivery (hereinafter referred to as "T&C"). Please note that the scope, the quality and the conditions for supplies and services, including software products, by any Siemens entity having a registered office outside Germany, shall be subject exclusively to the General Terms and Conditions of the respective Siemens entity. The following T&C apply exclusively for orders placed with Siemens Aktiengesellschaft, Germany.

1.1 For customers with a seat or registered office in European Union

For customers with a seat or registered office in European Union, the following terms and conditions apply subordinate to T&C:

- for products, which include specific terms and conditions in the description text, these specific terms and conditions shall apply and subordinate thereto,
- for stand-alone software products and software products forming a part of a product or project, the "General License Conditions for Software Products for Automation and Drives for Customers with a Seat or registered Office in Germany"[1)] and/or
- for consulting services the "Allgemeine Geschäftsbedingungen für Beratungsleistungen der Division DF – Deutschland" (available only in German) and/or
- for other services, the „Supplementary Terms and Conditions for Services ("BL")[1)] and/or
- for other supplies the "General Conditions for the Supply of Products and Services of the Electrical and Electronics Industry"[1)].
  In case such supplies should contain Open Source Software, the conditions of which shall prevail over the "General Conditions for the Supply of Products and Services of the Electrical and Electronics Industry"[1)], a notice will be contained in the scope of delivery in which the applicable conditions for Open Source Software are specified. This shall apply mutatis mutandis for notices referring to other third party software components.

1.2 For customers with a seat or registered office outside European Union

For customers with a seat or registered office outside European Union, the following terms and conditions apply subordinate to T&C:

- for products, which include specific terms and conditions in the description text, these specific terms and conditions shall apply and subordinate thereto,
- for consulting services the "Standard Terms and Conditions for Consulting Services of the Division DF for Customers with a Seat or Registered Office Outside of Germany"[1)] and/or
- for other services the "International Terms & Conditions for Services"[1)] supplemented by "Software Licensing Conditions"[1)] and/or
- for other supplies of hard- and software the "International Terms & Conditions for Products"[1)] supplemented by "Software Licensing Conditions"[1)]

1.3 For customers with master or framework agreement

To the extent our supplies and/or services offered are covered by an existing master or framework agreement, the terms and conditions of that agreement shall apply instead of T&C.

2. Prices

The prices are in € (Euro) ex point of delivery, exclusive of packaging.

The sales tax (value added tax) is not included in the prices. It shall be charged separately at the respective rate according to the applicable statutory legal regulations.

Prices are subject to change without prior notice. We will charge the prices valid at the time of delivery.

To compensate for variations in the price of raw materials (e.g. silver, copper, aluminum, lead, gold, dysprosium and neodym), surcharges are calculated on a daily basis using the so-called metal factor for products containing these raw materials.
A surcharge for the respective raw material is calculated as a supplement to the price of a product if the basic official price of the raw material in question is exceeded.

The metal factor of a product indicates the basic official price (for those raw materials concerned) as of which the surcharges on the price of the product are applied, and with what method of calculation.

An exact explanation of the metal factor can be downloaded at:

https://mall.industry.siemens.com/legal/ww/en/terms_of_trade_en.pdf

To calculate the surcharge (except in the cases of dysprosium and neodym), the official price from the day prior to that on which the order was received or the release order was effected is used.

To calculate the surcharge applicable to dysprosium and neodym ("rare earths"), the corresponding three-month basic average price in the quarter prior to that in which the order was received or the release order was effected is used with a one-month buffer (details on the calculation can be found in the explanation of the metal factor).

3. Additional Terms and Conditions

The dimensions are in mm. In Germany, according to the German law on units in measuring technology, data in inches apply only to devices for export.

Illustrations are not binding.

Insofar as there are no remarks on the individual pages of this catalog – especially with regard to data, dimensions and weights given – these are subject to change without prior notice.

[1)] The text of the Terms and Conditions of Siemens AG can be downloaded at
https://mall.industry.siemens.com/legal/ww/en/terms_of_trade_en.pdf

© Siemens 2023

4. Export Regulations

We shall not be obligated to fulfill any agreement if such fulfillment is prevented by any impediments arising out of national or international foreign trade or customs requirements or any embargoes and/or other sanctions.

Export may be subject to license. We shall indicate in the delivery details whether licenses are required under German, European and US export lists.

Our products are controlled by the U.S. Government (when labeled with "ECCN" unequal "N") and authorized for export only to the country of ultimate destination for use by the ultimate consignee or end-user(s) herein identified. They may not be resold, transferred, or otherwise disposed of, to any other country or to any person other than the authorized ultimate consignee or end-user(s), either in their original form or after being incorporated into other items, without first obtaining approval from the U.S. Government or as otherwise authorized by U.S. law and regulations. Products labeled with "AL" unequal "N" are subject to European / national export authorization.

The export indications can be viewed in advance in the description of the respective goods on the Industry Mall, our online catalog system. Only the export labels "AL" and "ECCN" indicated on order confirmations, delivery notes and invoices are authoritative.

Products without label, with label "AL:N" / "ECCN:N", or label "AL:9X9999" / "ECCN: 9X9999" may require authorization from responsible authorities depending on the final end-use, or the destination.

If you transfer goods (hardware and/or software and/or technology as well as corresponding documentation, regardless of the mode of provision) delivered by us or works and services (including all kinds of technical support) performed by us to a third party worldwide, you shall comply with all applicable national and international (re-)export control regulations. In any event of such transfer of goods, works and services you shall comply with the (re-) export control regulations of the Federal Republic of Germany, of the European Union and of the United States of America.

Prior to any transfer of goods, works and services provided by us to a third party you shall in particular check and guarantee by appropriate measures that

- there will be no infringement of an embargo imposed by the European Union, by the United States of America and/ or by the United Nations by such transfer, by brokering of contracts concerning those goods, works and services or by provision of other economic resources in connection with those goods, works and services, also considering the limitations of domestic business and prohibitions of by-passing those embargos;
- such goods, works and services are not intended for use in connection with armaments, nuclear technology or weapons, if and to the extent such use is subject to prohibition or authorization, unless required authorization is provided;
- the regulations of all applicable Sanctioned Party Lists of the European Union and the United States of America concerning the trading with entities, persons and organizations listed therein are considered.

If required to enable authorities or us to conduct export control checks, you, upon request by us, shall promptly provide us with all information pertaining to the particular end customer, the particular destination and the particular intended use of goods, works and services provided by us, as well as any export control restrictions existing.

You acknowledge that under the EU embargo regulations against Iran, Syria and Russia respectively the sale of certain listed goods and related services is subject to authorization by the competent export control authorities of the European Union. If (i) the goods or services ordered by you are destined for Iran, Syria or Russia, and (ii) the contract for our supplies and/or services is subject to prior authorization of the competent export control authorities of the European Union, the contract between you and us shall come into force in this respect only upon granting of such authorization.

The products listed in this catalog may be subject to European/German and/or US export regulations. Any export requiring approval is therefore subject to authorization by the relevant authorities.

Errors excepted and subject to change without prior notice.

© Siemens 2023

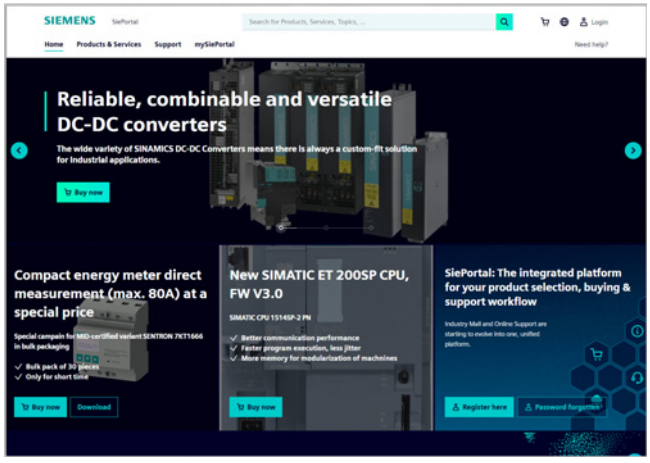

Easy product selection and ordering with SiePortal

SiePortal > Products & Services

The internet ordering platform of Siemens AG is located in SiePortal. It provides you with online access to a comprehensive product spectrum that is presented in an informative, well-organized way.

Powerful search functions help you select the required products, while configurators enable you to configure complex product and system components quickly and easily. CAx data are also available for you to use.

Data transfer allows the entire procedure, from selection through ordering to tracking and tracing, to be carried out online. Availability checks, individual customer discounting, and quotation preparation are also possible.

https://sieportal.siemens.com

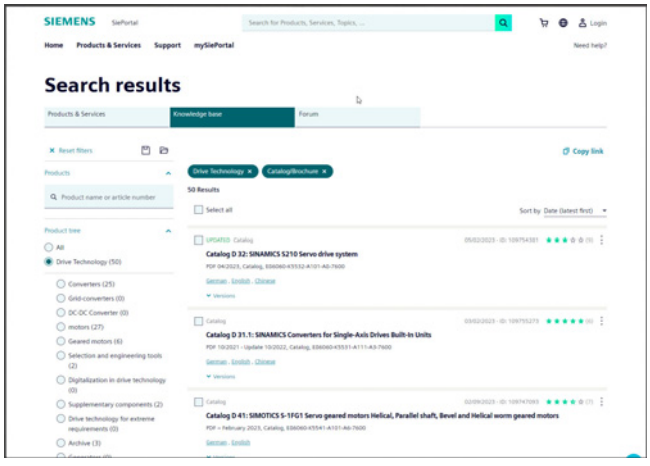

Downloading catalogs

SiePortal > Support > Knowledge base

You can download catalogs and brochures in PDF format from Siemens Industry Online Support without having to register.

The filter box makes it possible to perform targeted searches.

https://sieportal.siemens.com

© Siemens 2023

Get more information

Control Products:
www.siemens.de/delta

Siemens AG
Smart Infrastructure
Electrical Products
Siemenspromenade 2
91058 Erlangen, Germany

PDF (SIEP-C10409-00-7600)
KG 0723 234 De
Produced in Germany
© Siemens 2023

Security information

Siemens provides products and solutions with industrial security functions that support the secure operation of plants, systems, machines and networks.

In order to protect plants, systems, machines and networks against cyber threats, it is necessary to implement – and continuously maintain – a holistic, state-of-the-art industrial security concept. Siemens' products and solutions constitute one element of such a concept.

Customers are responsible for preventing unauthorized access to their plants, systems, machines and networks. Such systems, machines and components should only be connected to an enterprise network or the internet if and
to the extent such a connection is necessary and only
when appropriate security measures (e.g. firewalls and/or network segmentation) are in place.

For additional information on industrial security measures that may be implemented, please visit
https://www.siemens.com/industrialsecurity

Siemens' products and solutions undergo continuous development to make them more secure. Siemens strongly recommends that product updates are applied as soon as they are available and that the latest product versions are used. Use of product versions that are no longer supported, and failure to apply the latest updates may increase customer's exposure to cyber threats.

To stay informed about product updates, subscribe to the Siemens Industrial Security RSS Feed under
https://www.siemens.com/industrialsecurity

Subject to changes and errors. The information given in this document only contains general descriptions and/or performance features which may not always specifically reflect those described, or which may undergo modification in the course of further development of the products. The requested performance features are binding only when they are expressly agreed upon in the concluded contract.

All product designations may be trademarks or other rights of Siemens AG, its affiliated companies or other companies whose use by third parties for their own purposes could violate the rights of the respective owner.

Token fee: 4,00 €