df Electric

# CYLINDRICAL

FUSE LINKS & FUSE HOLDERS/BASES

# aM
## CYLINDRICAL
fuse links

CYL 8x32

8x32 10x38 14x51 22x58

**PROTECTING THE WORLD**

dfelectric.es

df Electric

# aM
## CYLINDRICAL
fuse links

8x32

CYLINDRICAL

8x32

RATED VOLTAGE
400V AC

RATED CURRENT
1A...10A

BREAKING CAPACITY
20kA

STANDARDS
IEC/EN 60269-1
IEC/EN 60269-2

## Industrial cylindrical fuse links

Cylindrical industrial aM class fuse links are intended for short-circuit protection in motors, transformers and other loads with high inrush currents. Provide excellent protection of switchgear (contactors, thermal switch, etc) due to good current limiting capability and low $I^2t$ values.

These fuse links must be associated with an overload device protection as a thermal switch or equivalent.

The range comprises the following fuse links:

→ **Size 8x32 400V 1A to 10A**

Available in standard version and with visual fusing indicator.

Manufactured with ceramic body with high withstand to internal pressure and thermal shock, that allow a high breaking capacity. Special design in the melting elements that avoid aging and maintain the characteristics along the time. Contacts are made in silver plated copper.

RoHS COMPLIANT

# Range

| Un | BREAKING CAPACITY | In (A) | REFERENCE WITHOUT INDICATOR | REFERENCE WITH INDICATOR | PACKING Uni /BOX |
|---|---|---|---|---|---|
| 400V | 20kA | 1 | **411101** | **411201** | 10/100 |
| | | 2 | **411102** | **411202** | 10/100 |
| | | 4 | **411104** | **411204** | 10/100 |
| | | 6 | **411106** | **411206** | 10/100 |
| | | 8 | **411108** | **-** | 10/100 |
| | | 10 | **411110** | **411210** | 10/100 |

df Electric

# aM
## CYLINDRICAL
fuse links

8x32

CYLINDRICAL

# Technical data

| | |
|---|---|
| **Rated voltage** | 400V +10% |
| **Rated current** | 1A...10A |
| **Rated breaking capacity** | 20kA |
| **Operating class** | aM |
| **Rated frequency** | 42…62Hz |
| **Storage temperature** | -40°C ... 90°C |
| **Operating temperature *** | -40°C ... 80°C |

* For ambient temperatures higher than 25ºC it is necessary to apply a derating in maximum current.

# Standards

**IEC/EN 60269-1**
**IEC/EN 60269-2**
**RoHS Compliant**

RoHS COMPLIANT

# Dimensions

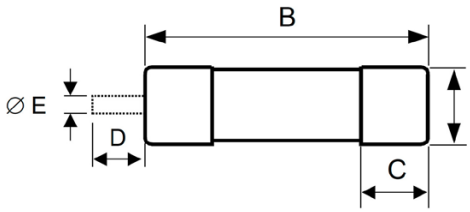


| A | B | C |
|---|---|---|
| 8,5 | 31,5 | 6,3 |

**Weight** 4,1gr

# Power dissipation $I^2t$ Values

| $I_n$ | POWER DISSIPATION | PREARCING $I^2t$ | $I^2t$ 400V |
|---|---|---|---|
| (A) | (W) | ($A^2S$) | ($A^2S$) |
| **1** | 0,10 | 9,5 | 18,5 |
| **2** | 0,16 | 40 | 83 |
| **4** | 0,25 | 90 | 181 |
| **6** | 0,35 | 120 | 250 |
| **8** | 0,40 | 220 | 448 |
| **10** | 0,65 | 300 | 733 |

# Ambient temperature derating factor

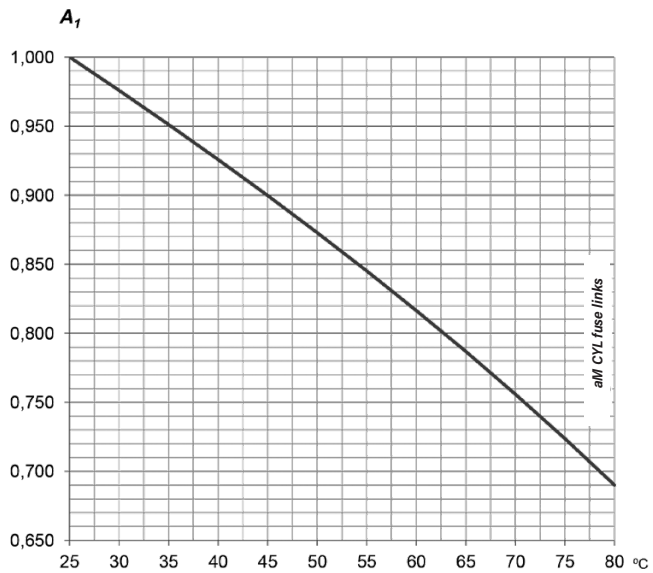


| $t_a$ (ºC) | $A_1$ |
|---|---|
| 25 | 1,00 |
| 30 | 0,98 |
| 35 | 0,95 |
| 40 | 0,93 |
| 45 | 0,90 |
| 50 | 0,87 |
| 55 | 0,84 |
| 60 | 0,82 |
| 65 | 0,79 |
| 70 | 0,76 |
| 75 | 0,72 |
| 80 | 0,69 |

# aM
## CYLINDRICAL
fuse links

8x32

# t-I characteristics

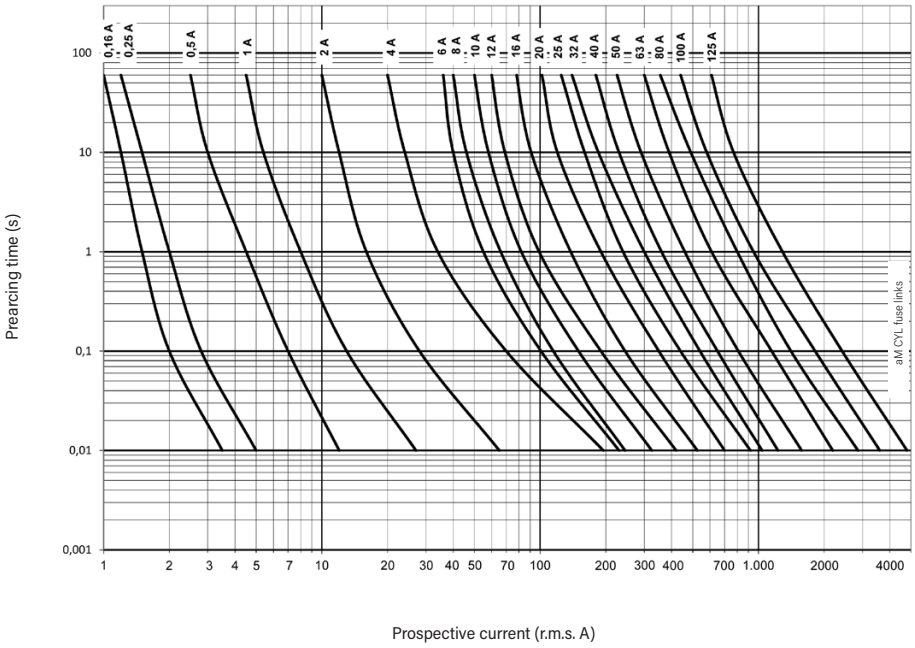


# Cut-off characteristics

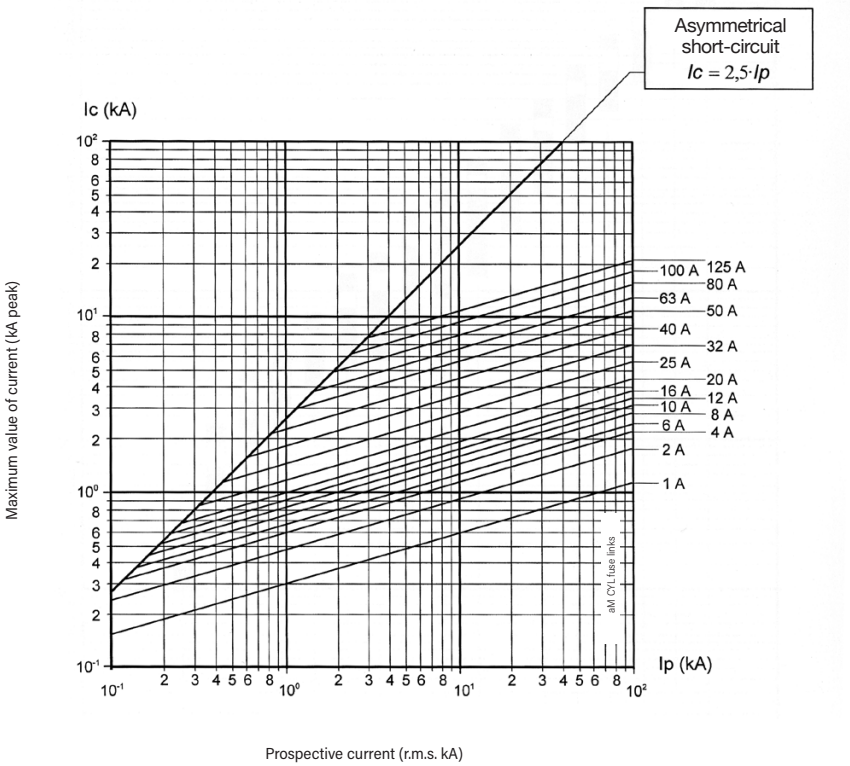

# PROTECTING THE WORLD


**HEAD OFFICE AND FACTORY**
SILICI, 67-69
08940 CORNELLA DE LLOBREGAT
BARCELONA · SPAIN
Tel. +34 93 377 85 85
Fax +34 93 377 82 82

**INTERNATIONAL SALES**
Tel. +34 93 475 08 64
Fax +34 93 480 07 75
export@dfelectric.es

**NATIONAL SALES**
Tel. 93 475 08 64
Fax 93 480 07 76
comercial@dfelectric.es

dfelectric.es

FABRICADO EN ESPAÑA · MADE IN SPAIN

According to the waste of electrical and electronic equipment directive, electrical material should not be part of the usual waste. This symbol alerts users that these products should be recycled according to local environmental waste disposal regulations.

The "electro technical expert" logo marked on the products included in this data sheet indicates that the installation of these products must be carried out by expert personnel with specialized knowledge.

To prevent electrical hazards, carry out the installation without voltage.

**Safety notice**
Please capture the following QR code and read our safety notice carefully before installing our products.

The data reflected in this technical record are subject to the correct installation of the product in accordance with manufacturer's instructions, relevant installation standards and professional practices, maintained and used in applications for which they were made.

The products described in this document have been designed, developed and tested in accordance with specific standard. They are considered components that are integrated as part of installation, machine or equipment. The correct general operation of the referred product is responsibility of the manufacturer of the installation, machine or equipment.

DF ELECTRIC cannot guarantee the characteristics of an installation, machine or equipment that has been designed by a third party. Once a product has been selected, the user must verify that it is appropriate for its application, through the verifications and/or tests that it deems appropriate.

DF ELECTRIC retains the right to change the dimensions, specifications, materials or design of its products at any time with or without notice.

©2022 DF Electric. All rights reserved