FMAB NEO

AC Filter, High Symmetrical Attenuation

new

Protection class II Case UL

Bolt and nut M4 Case PK

Wire leads Case PI

See below:
Approvals and Compliances

Description

- 1-stage-line-filter with high attenuation
- Version with ground line choke
- Protection class II variants
- 3 designs
  N) excellent symmetrical noise attenuation
  P) high symmetrical noise attenuation
  Q) standard symmetrical noise attenuation

Unique Selling Proposition

- Excellent symmetrical attenuation
- Compact and cost optimized
- Completely closed steel housing
- Optional wire leads

Characteristics

- Compact filter with high symmetrical attenuation
- Designed for universal industrial applications
- Especially designed forapplications with symmetrical noise caused by switching semiconductors
- Suitable for use in equipment according to IEC/UL 62368-1
- Suitable for use in medical equipment according to IEC/UL 60601-1 (1 MOOP, 1 MOPP), (Protection class II: 2 MOOP, 2 MOPP)

Other versions on request

- Version with wire connection
- Version with varistor for overvoltage protection

Weblinks

pdf data sheet, html datasheet, General Product Information, Approvals, Distributor-Stock-Check, Detailed request for product, Microsite

Technical Data

Ratings IEC	1 - 60 A @ Ta 40 °C / 250 VAC; 50 Hz
Ratings UL/CSA	1 - 60 A @ Ta 40 °C / 125/250 VAC; 60 Hz
Leakage Current	industrial < 1 mA (250 V / 60 Hz) standard < 0.5 mA (250 V / 60 Hz) medical (M5) < 5 µA (250 V / 60 Hz) medical (M80) < 80 µA (250 V / 60 Hz)
Dielectric Strength	> 1.7 kVDC between L-N > 2.7 kVDC between L/N-PE Protection class II: >5.6kVDC between L/N-metal housing Test voltage (2 sec)
Allowable Operation Temperature	-40 °C to 100 °C
Climatic Category	40/100/21 acc. to IEC 60068-1
Protection Class	Suitable for appliances with protection class I or II acc. to IEC 61140
Terminal	Quick connect terminal 6.3 x 0.8 mm Bolt and nut
Material	Nickel plated steel

Surge protection	320 VAC 420 VDC 67 J
Line Filter	Standard, medical and industrial version, IEC 60939, UL 1283, CSA C22.2 no. 8 Technical Details
MTBF	> 200'000 h acc. to MIL-HB-217 F

Approvals and Compliances

Detailed information on product approvals, code requirements, usage instructions and detailed test conditions can be looked up in Details about Approvals

SCHURTER products are designed for use in industrial environments. They have approvals from independent testing bodies according to national and international standards. Products with specific characteristics and requirements such as required in the automotive sector according to IATF 16949, medical technology according to ISO 13485 or in the aerospace industry can be offered exclusively with customer-specific, individual agreements by SCHURTER.

sales@prom-elec.com / ООО ПРОМЭЛЕКТРОНИКА

Approvals

The approval mark is used by the testing authorities to certify compliance with the safety requirements placed on electronic products.

Approval Reference Type: FMAB NEO

Approval Logo	Certificates	Certification Body	Description
10	VDE Approvals	VDE	Certificate Number: 40041643
c US	UL Approvals	UL	UR File Number: E72928

Product standards

Product standards that are referenced

Organization	Design	Standard	Description
IEC	Designed according to	IEC 60939	Passive filters for suppressing electromagnetic interference
UL	Designed according to	UL 1283	Electromagnetic interference filters
CSA Group	Designed according to	CSA C22.2 no. 8	Electromagnetic interference (EMI) filters

Application standards

Application standards where the product can be used

Organization	Design	Standard	Description
IEC	Suitable for applications acc.	IEC/UL 62368-1	Audio/video, information and communication technology equipment - Part 1: Safety requirements

Compliances

The product complies with following Guide Lines

Identification	Details	Initiator	Description
CE	CE declaration of conformity	SCHURTER AG	The CE marking declares that the product complies with the applicable requirements laid down in the harmonisation of Community legislation on its affixing in accordance with EU Regulation 765/2008.
UK CA	UKCA declaration of conformity	SCHURTER AG	The UKCA marking declares that the product complies with the applicable requirements laid down in the British Amendment of Regulation (EC) 765/2008.
RoHS	RoHS	SCHURTER AG	Directive RoHS 2011/65/EU, Amendment (EU) 2015/863
e	China RoHS	SCHURTER AG	The law SJ / T 11363-2006 (China RoHS) has been in force since 1 March 2007. It is similar to the EU directive RoHS.
REACH	REACH	SCHURTER AG	On 1 June 2007, Regulation (EC) No 1907/2006 on the Registration, Evaluation, Authorization and Restriction of Chemicals 1 (abbreviated as "REACH") entered into force.

Dimension [mm]
Case PG with quick connect terminals

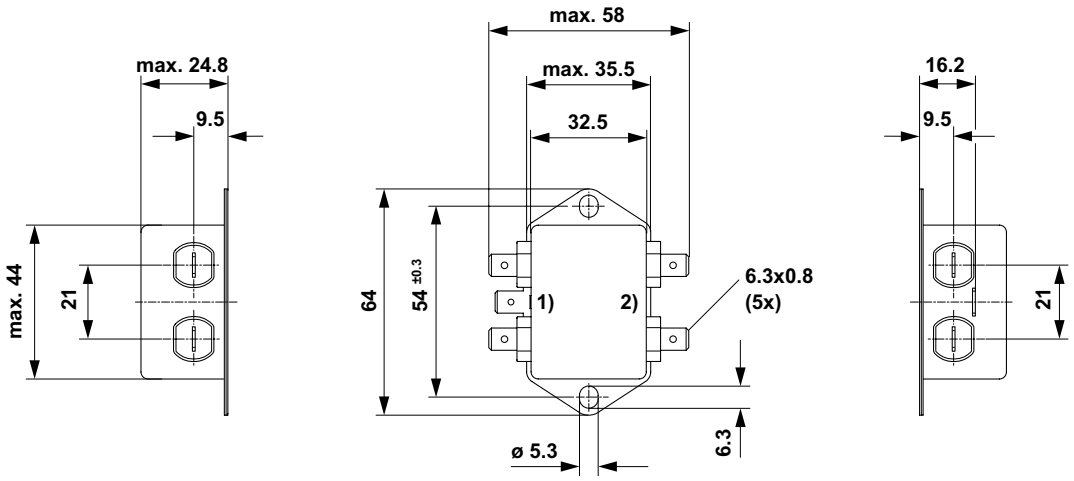

1) Line
2) Load

Case PH with quick connect terminals

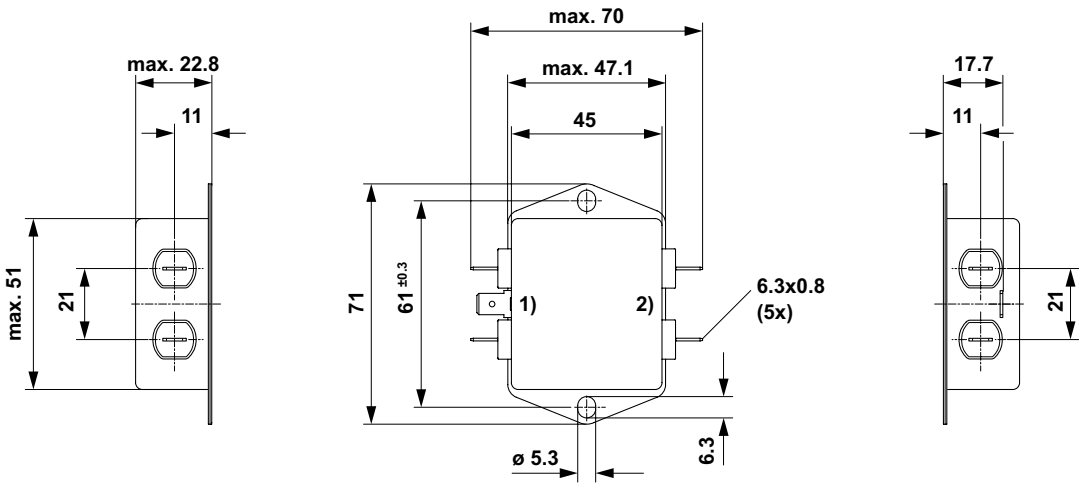

1) Line
2) Load

Case PI with quick connect terminals

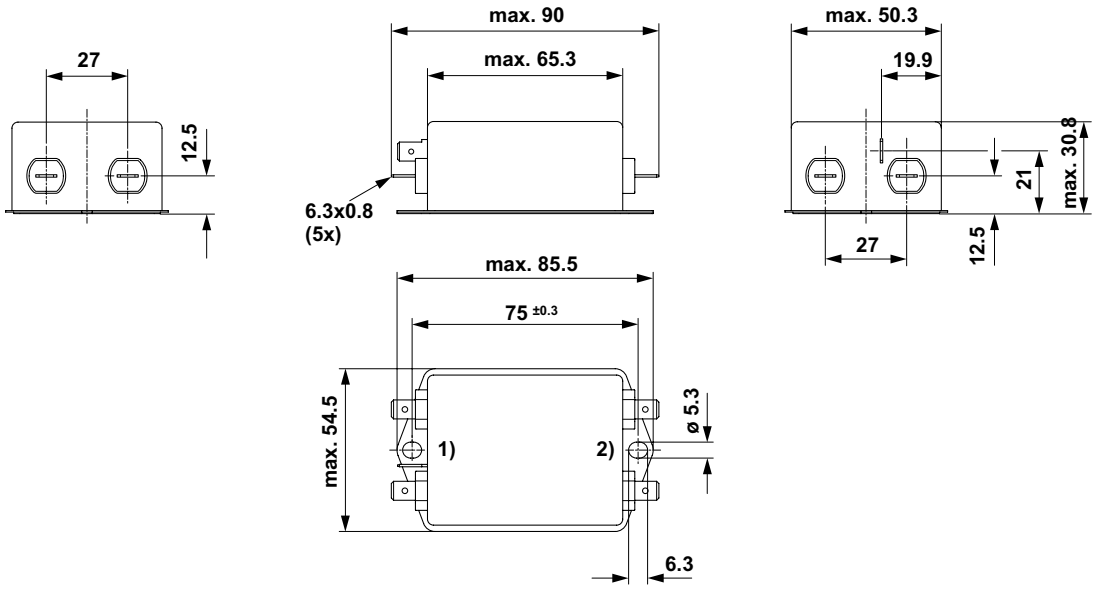

1) Line
2) Load

Case PK with quick connect terminals

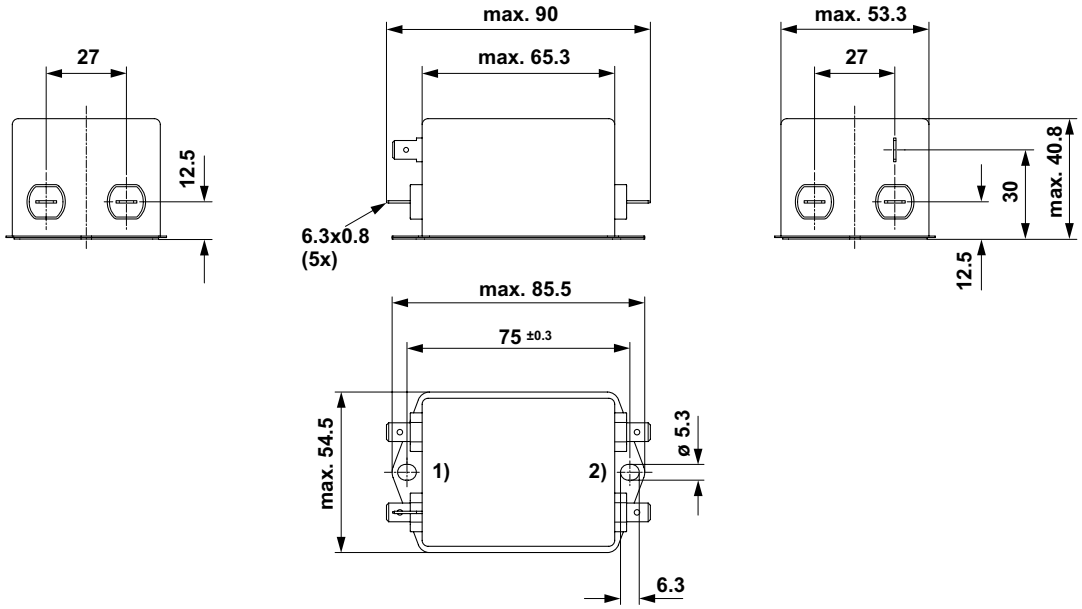

1) Line
2) Load

Case PK with bolt and nut

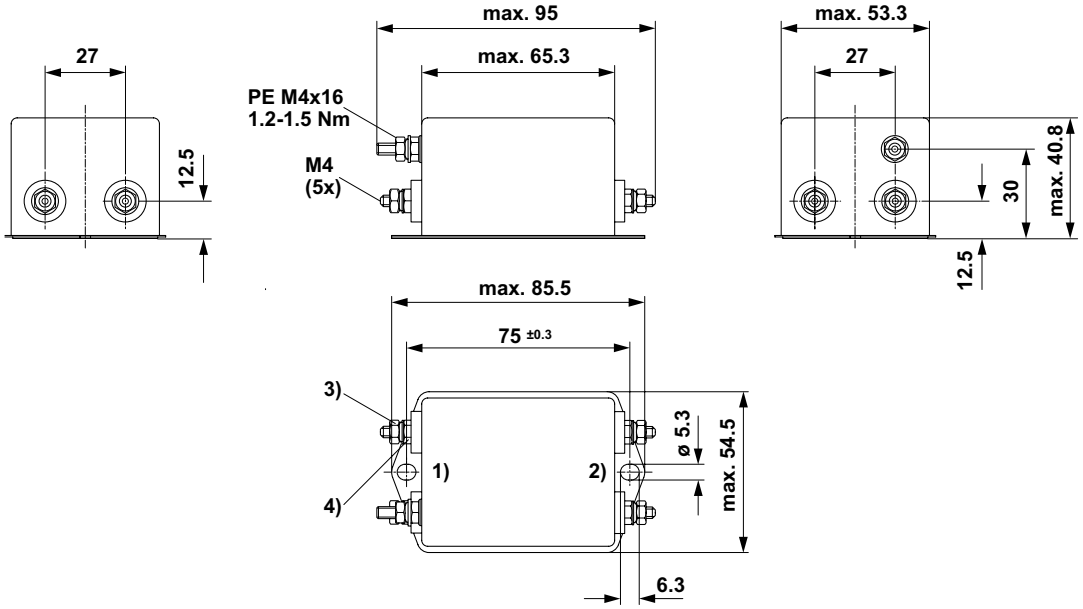

1) Line
2) Load
3) Nut torque 0.8...1 Nm, keep lock-nut fastened
4) Lock-nut do not unscrew

Case QC with quick connect terminals

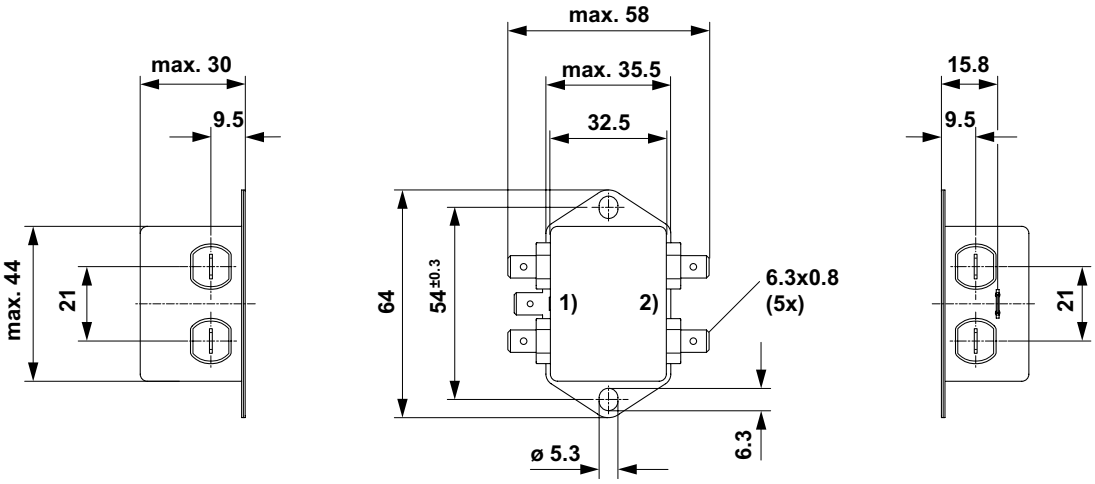

1) Line
2) Load

Case QD with quick connect terminals

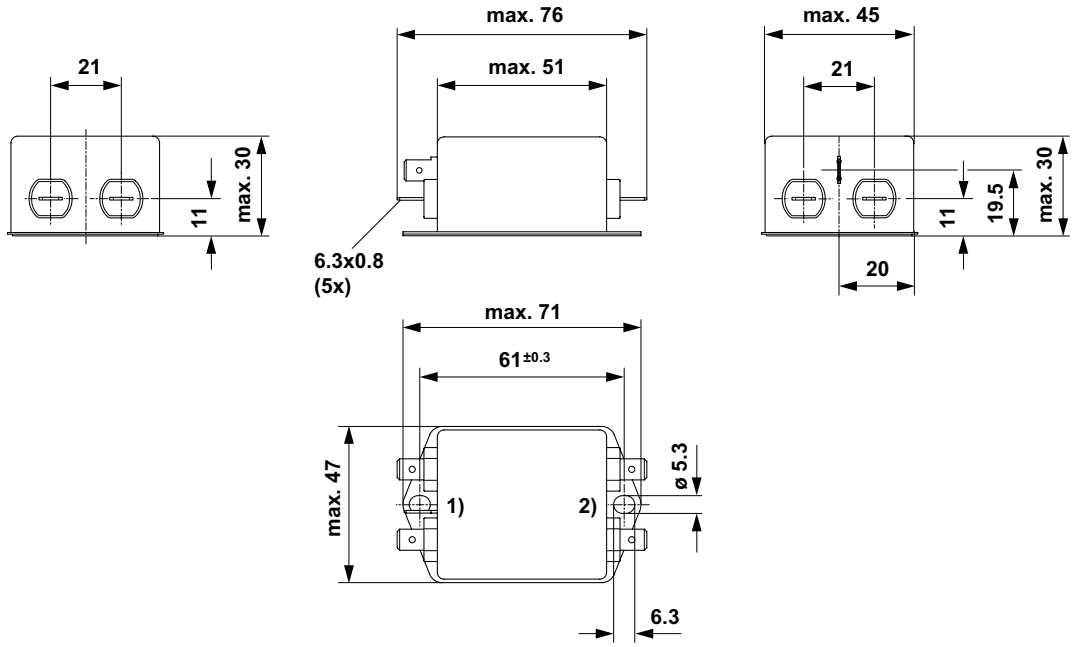

1) Line
2) Load

Case QE with bolt and nut

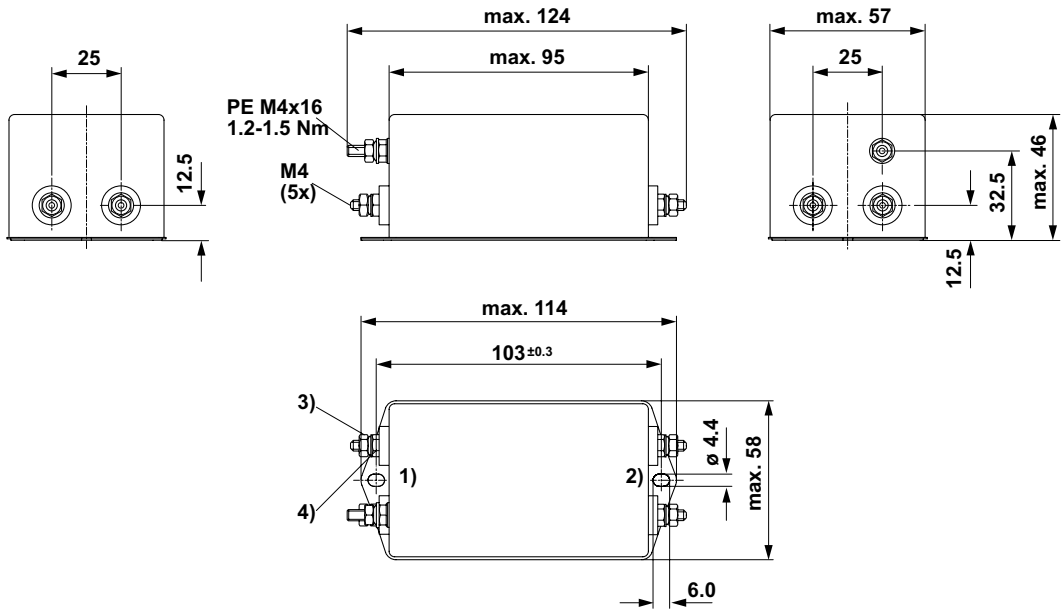

1) Line
2) Load
3) Nut torque 0.8...1 Nm, keep lock-nut fastened
4) Lock-nut do not unscrew

Case QF with bolt and nut

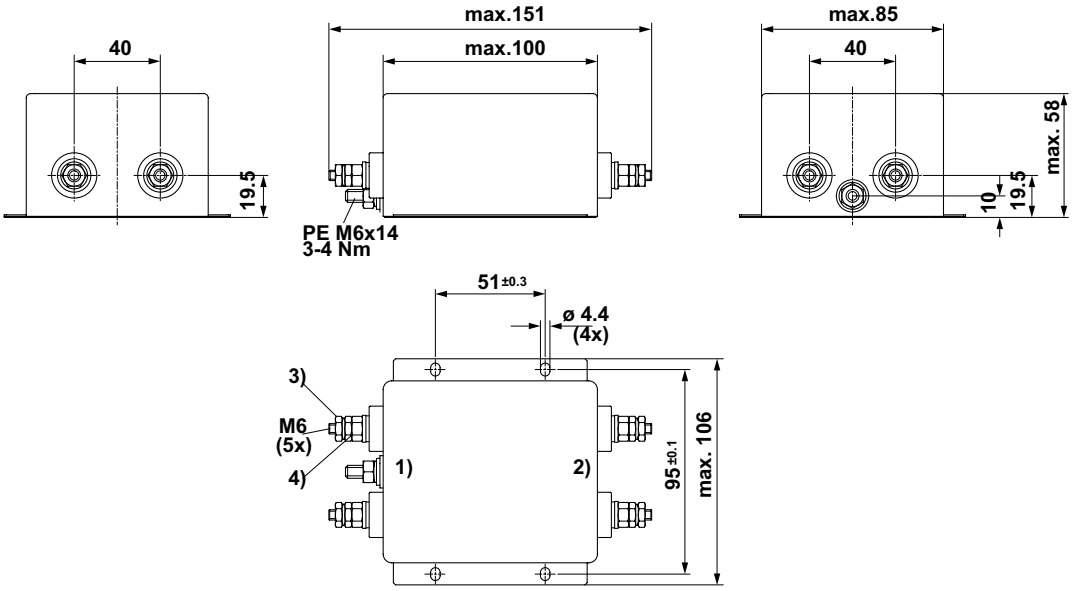

1) Line
2) Load
3) Nut torque 0.8...1 Nm, keep lock-nut fastened
4) Lock-nut do not unscrew

Case with wire leads

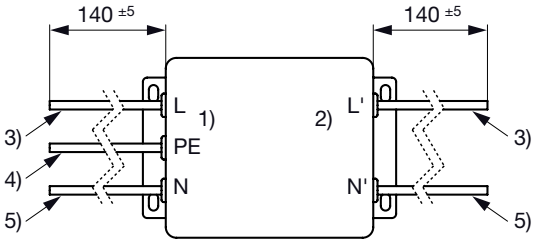

1 - 3 A → AWG 20
6 - 10 A → AWG 18
12 - 16 A → AWG 16
20 A → AWG 14
25 - 30 A → AWG 12

1) Line
2) Load
3) Brown
4) Yellow-Green
5) Blue

Case UL Protection class II

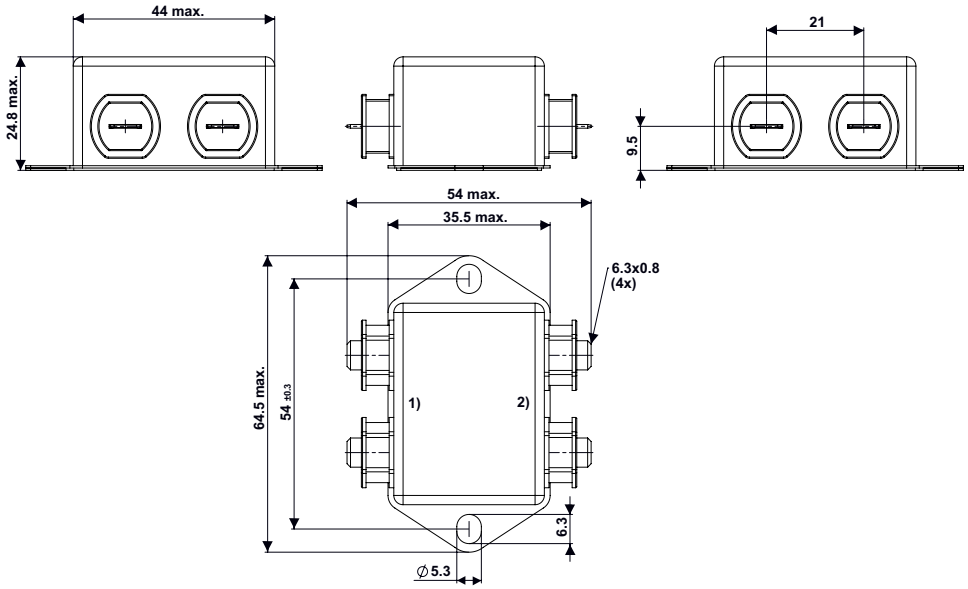

1) Line
2) Load

Case UM Protection class II

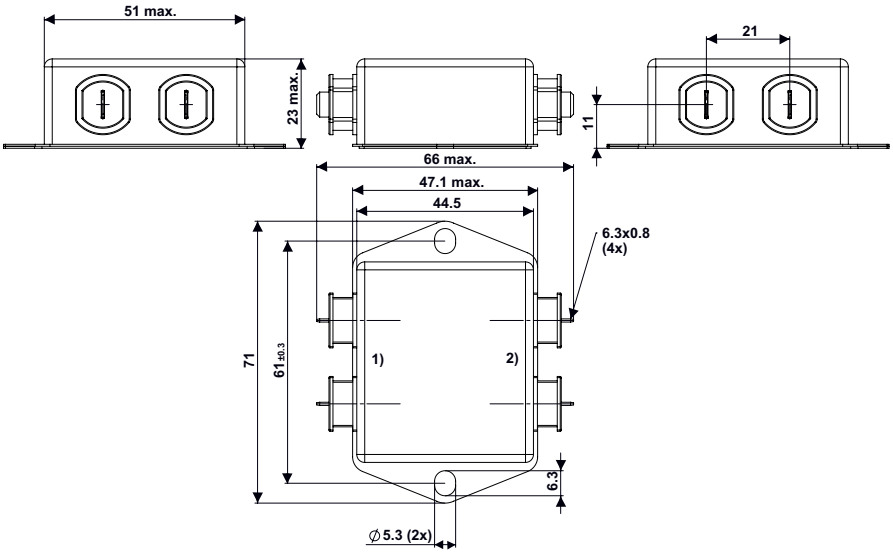

1) Line
2) Load

Case UN Protection class II

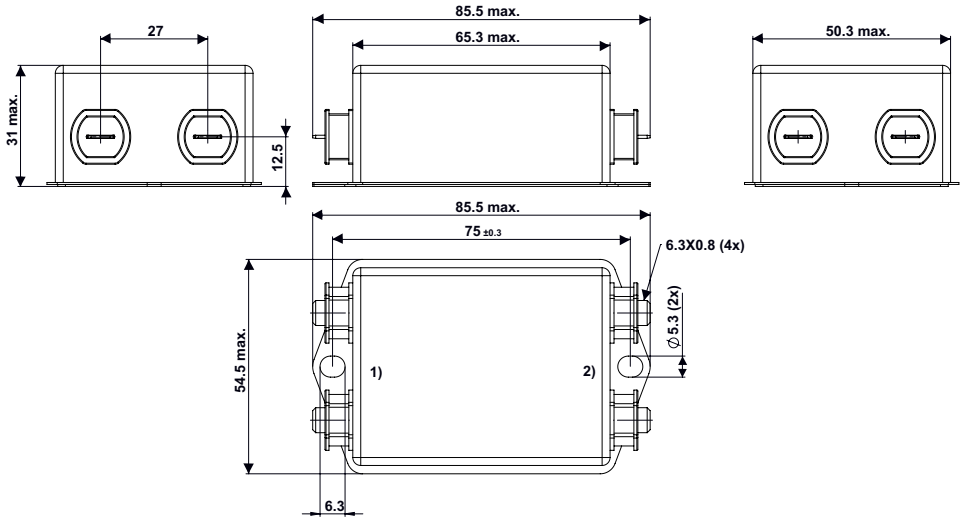

1) Line
2) Load

Case UO Protection class II

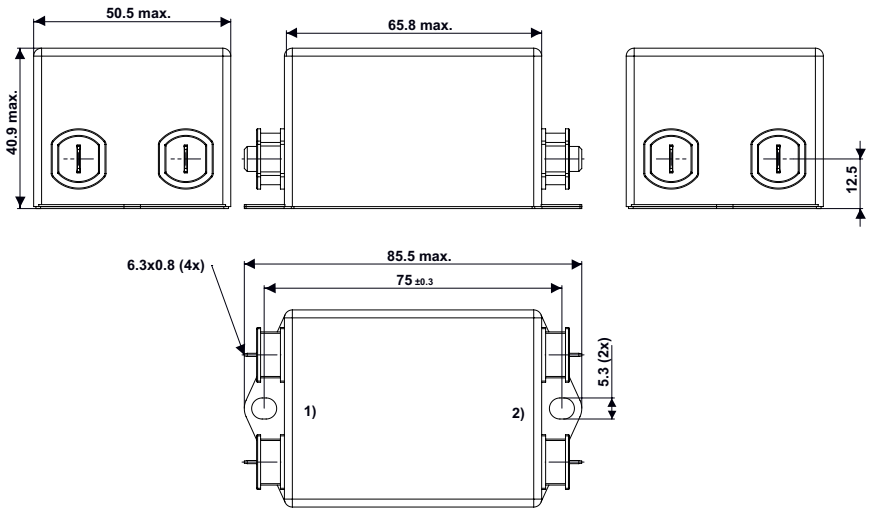

1) Line
2) Load

Case UG with Ground Line Choke

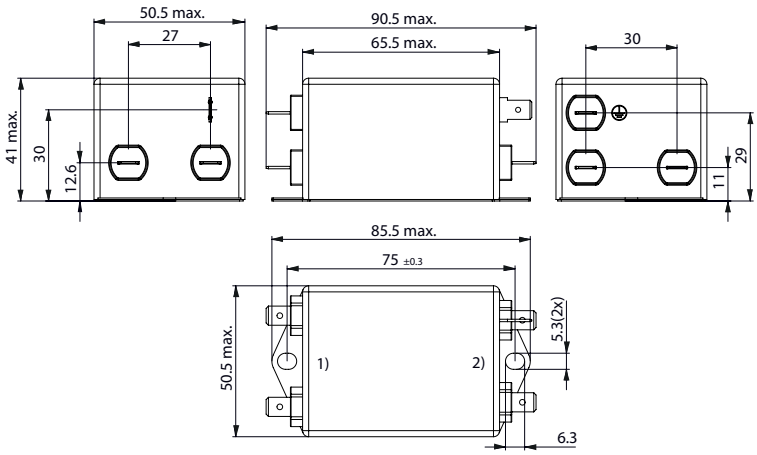

1) Line
2) Load

Case UI with Ground Line Choke

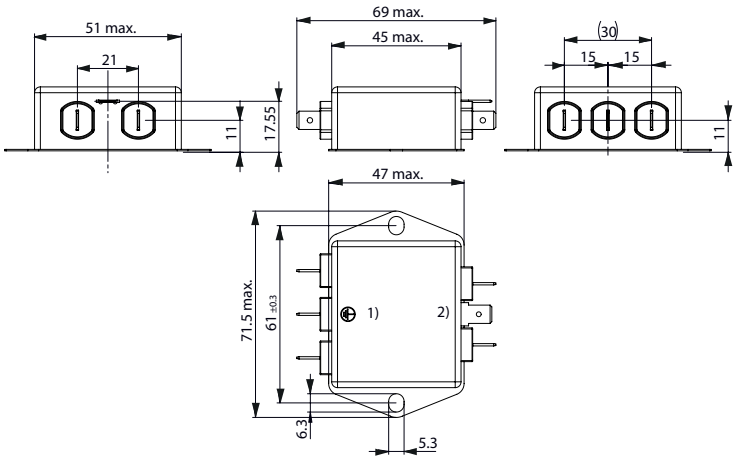

1) Line
2) Load

Diagrams

Standard Version or medical M80
Design N, P

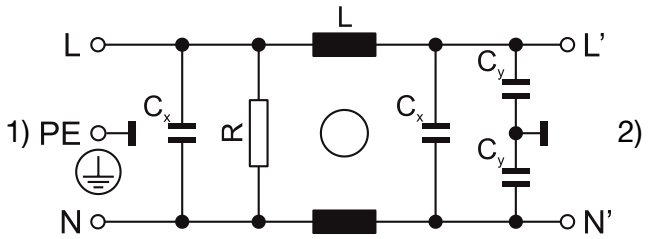

1) Line
2) Load

Medical Version (M5)
Design N, P

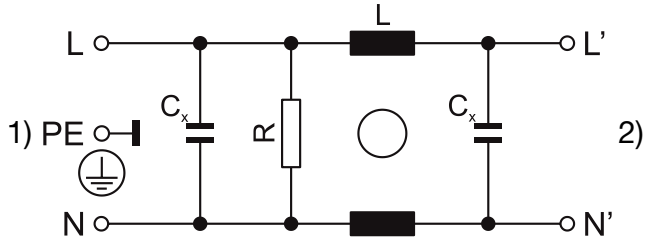

1) Line
2) Load

Standard Version or medical M80
Design Q

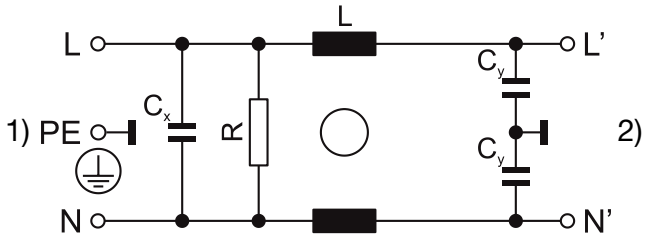

1) Line
2) Load

Medical Version (M5)
Design Q

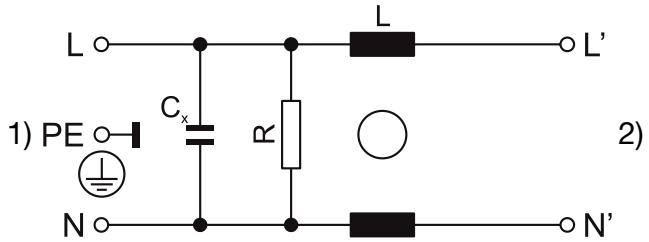

1) Line
2) Load

Medical Version (M5)
Protection class II

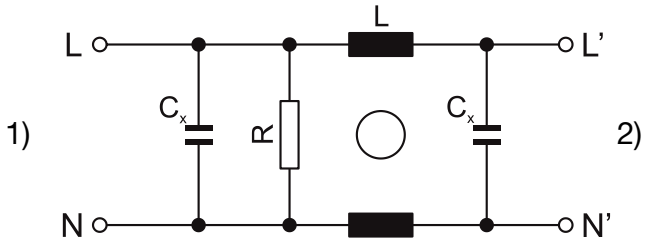

1) Line
2) Load

Standard or Medical Version (M80) with ground line choke
Design N

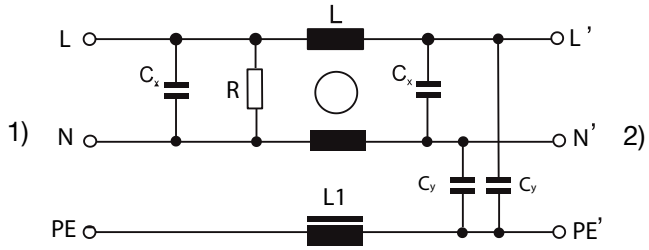

1) Line
2) Load

Medical Version (M5) with ground line choke
Design N

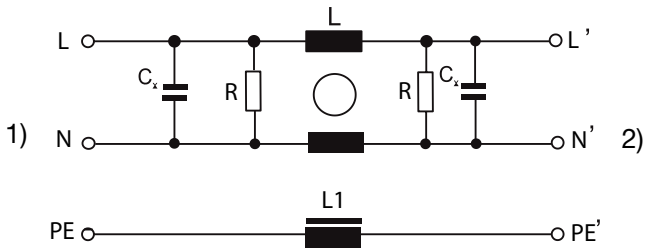

1) Line
2) Load

Attenuation Loss . . . . 0.1/100Ω differential mode ..... 100/0.1Ω differential mode - - - - 50Ω differential mode _____ 50Ω common mode

Standard version

1 A / Design N

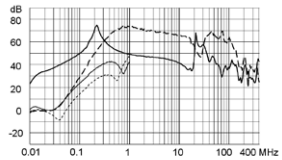

3 A / Design N

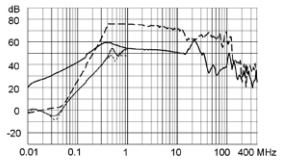

4 A / Design N

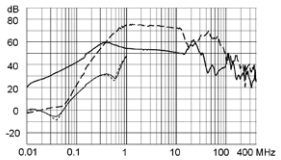

6 A / Design N

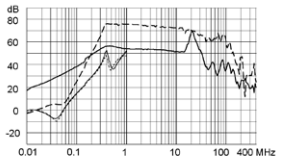

8 A / Design N

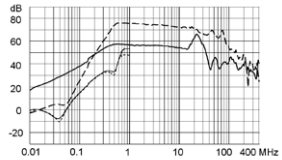

10 A / Design N

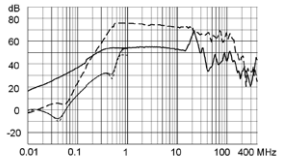

12 A / Design N

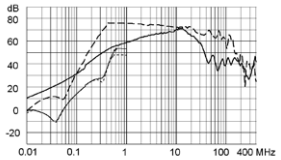

16 A / Design N

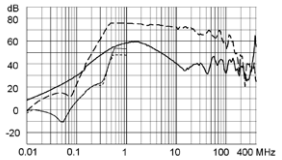

20 A / Design N

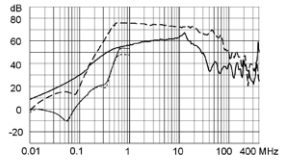

30 A / Design N

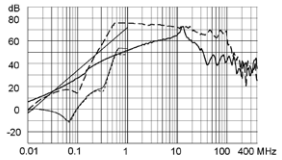

1 A / Design P

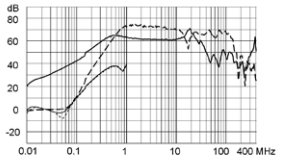

3 A / Design P

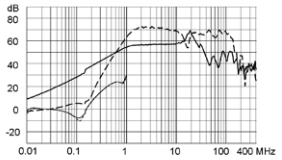

6 A / Design P

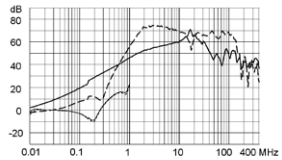

10 A / Design P

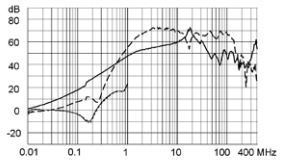

12 A / Design P

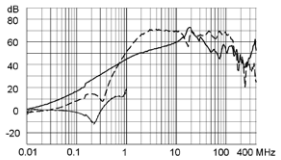

16 A / Design P

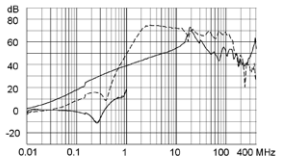

20 A / Design P

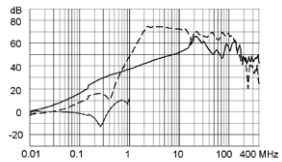

30 A / Design P

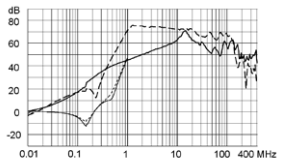

60 A / Design P

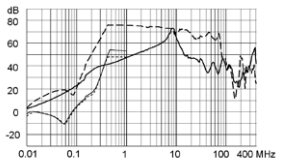

1 A / Design Q

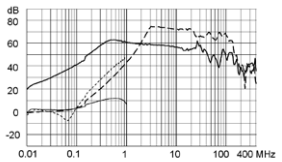

3 A / Design Q

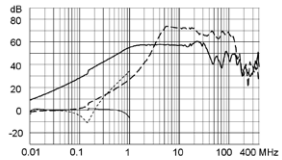

6 A / Design Q

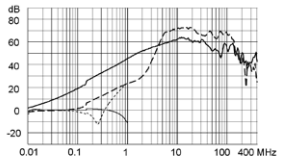

10 A / Design Q

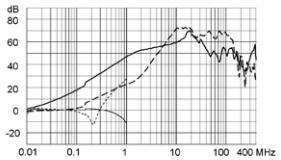

12 A / Design Q

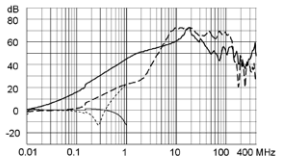

16 A / Design Q

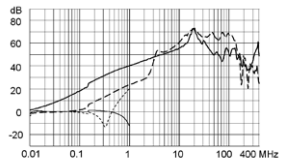

20 A / Design Q

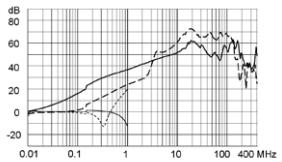

30 A / Design Q

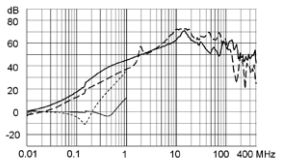

60 A / Design Q

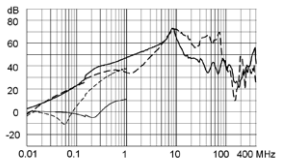

Medical version (M5)

1 A / Design N

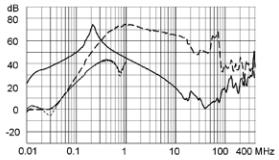

3 A / Design N

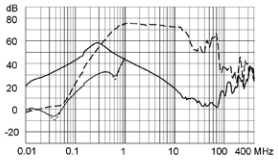

4 A / Design N

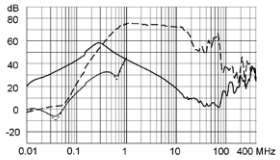

6 A / Design N

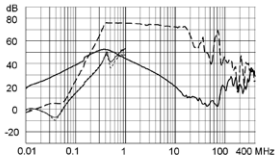

8 A / Design N

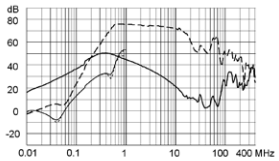

10 A / Design N

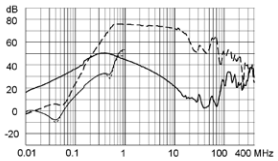

12 A / Design N

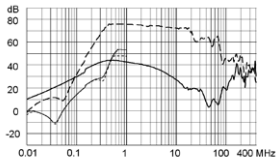

16 A / Design N

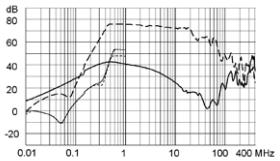

20 A / Design N

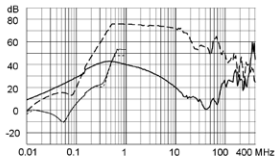

30 A / Design N

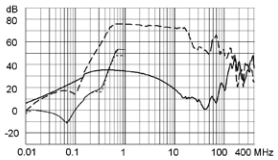

1 A / Design P

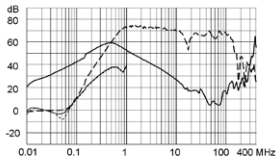

3 A / Design P

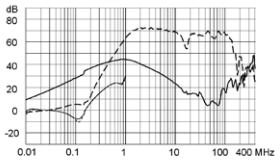

6 A / Design P

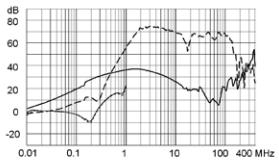

10 A / Design P

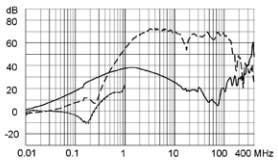

12 A / Design P

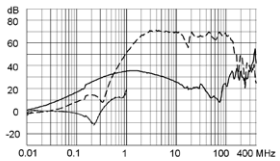

16 A / Design P

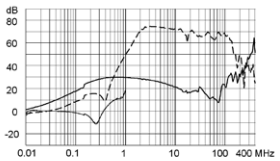

20 A / Design P

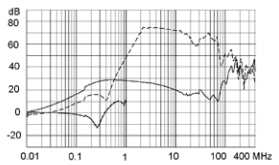

30 A / Design P

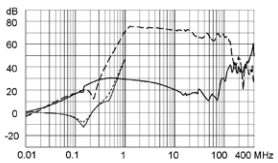

60 A / Design P

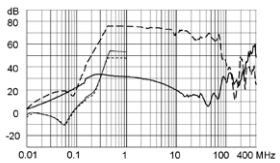

1 A / Design Q

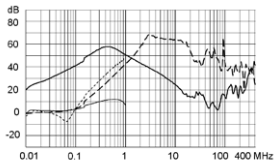

3 A / Design Q

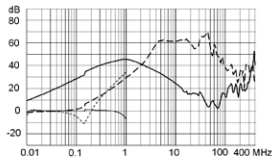

6 A / Design Q

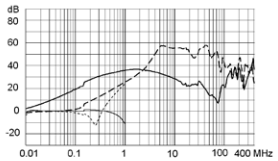

10 A / Design Q

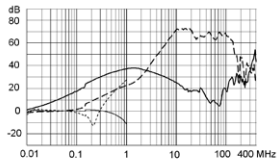

12 A / Design Q

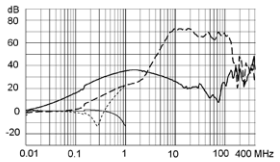

16 A / Design Q

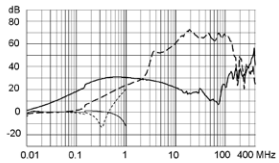

20 A / Design Q

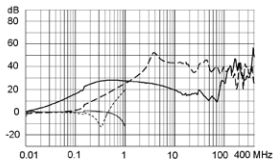

30 A / Design Q

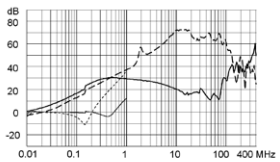

60 A / Design Q

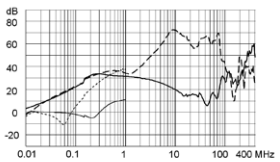

Medical version (M80)

1 A / Design N

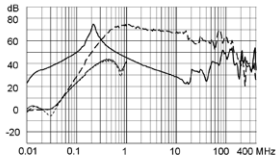

3 A / Design N

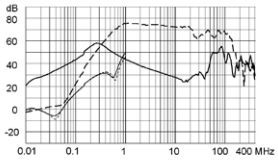

4 A / Design N

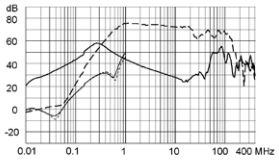

6 A / Design N

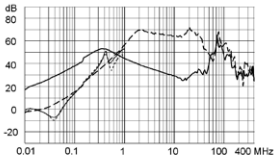

8 A / Design N

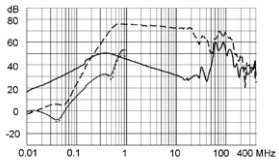

10 A / Design N

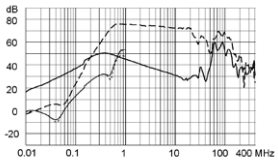

12 A / Design N

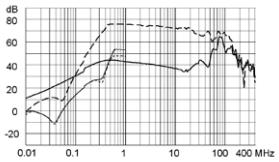

16 A / Design N

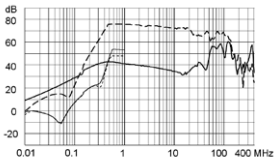

20 A / Design N

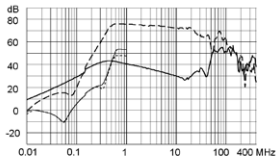

30 A / Design N

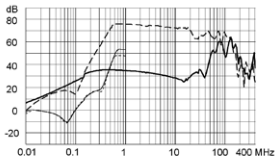

1 A / Design P

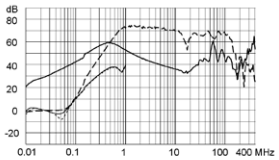

3 A / Design P

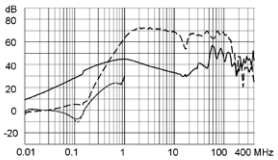

6 A / Design P

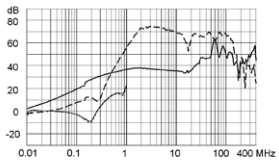

10 A / Design P

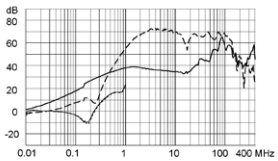

12 A / Design P

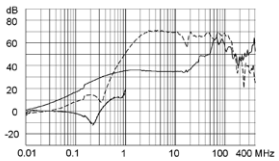

16 A / Design P

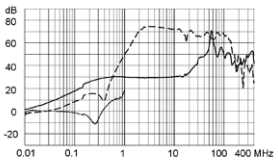

20 A / Design P

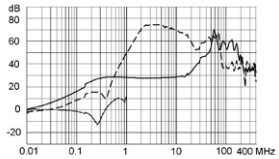

30 A / Design P

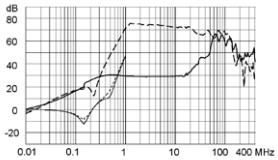

60 A / Design P

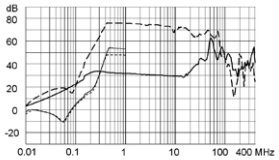

1 A / Design Q

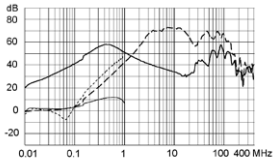

3 A / Design Q

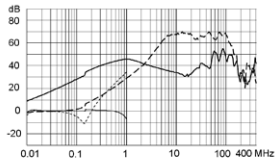

6 A / Design Q

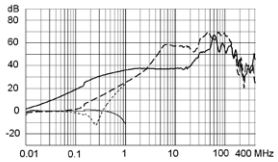

10 A / Design Q

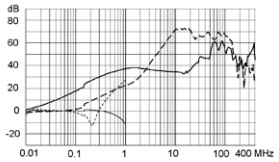

12 A / Design Q

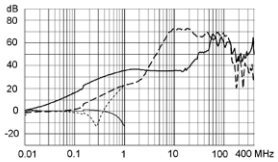

16 A / Design Q

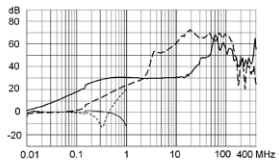

20 A / Design Q

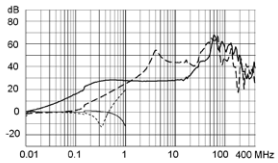

30 A / Design Q

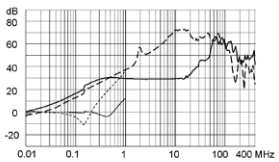

60 A / Design Q

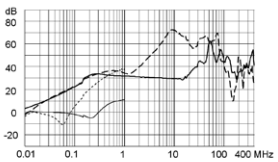

Standard with Earth Line Choke

1 A / Design N

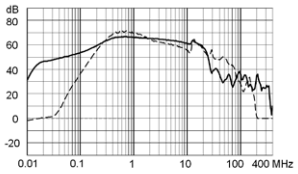

3 A / Design N

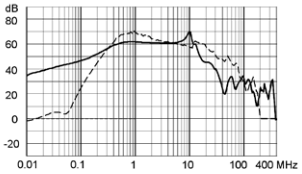

4 A / Design N

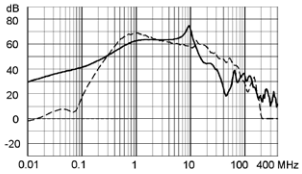

6 A / Design N

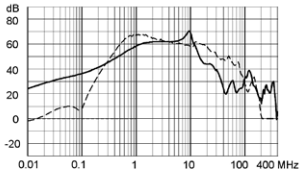

8 A / Design N

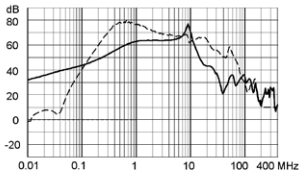

10 A / Design N

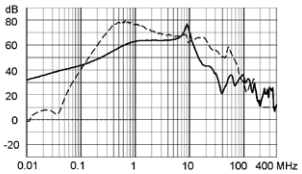

12 A / Design N

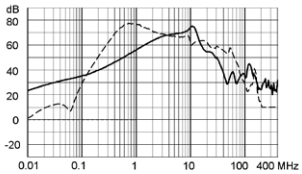

16 A / Design N

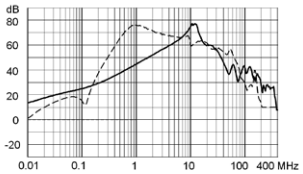

20 A / Design N

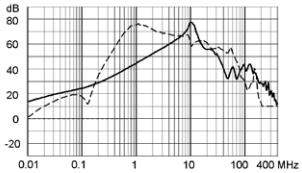

Medical (M5) with Earth Line Choke

1 A / Design N

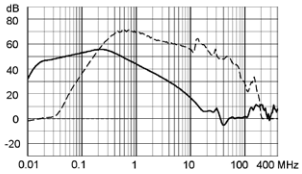

3 A / Design N

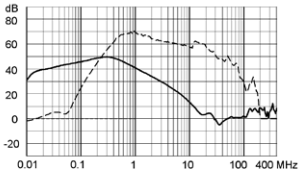

4 A / Design N

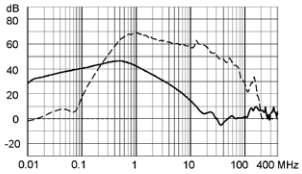

6 A / Design N

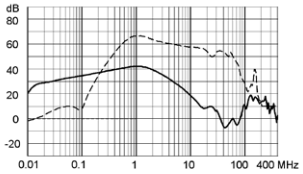

8 A / Design N

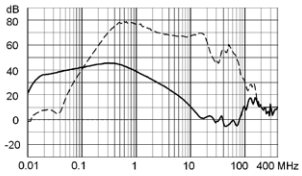

10 A / Design N

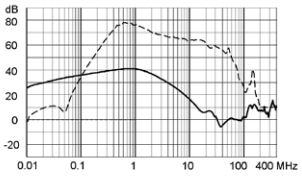

12 A / Design N

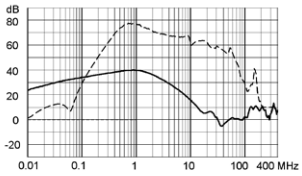

16 A / Design N

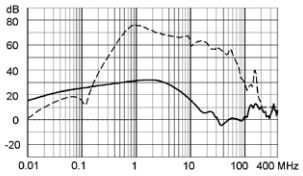

20 A / Design N

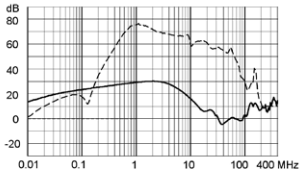

Medical (M80) with Earth Line Choke

1 A / Design N

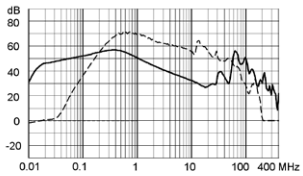

3 A / Design N

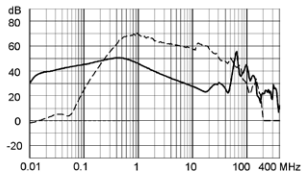

4 A / Design N

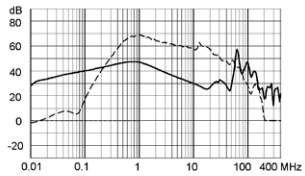

6 A / Design N

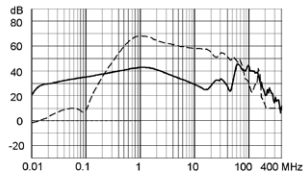

8 A / Design N

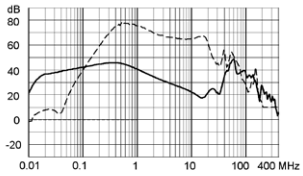

10 A / Design N

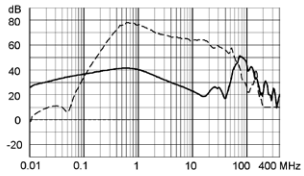

12 A / Design N

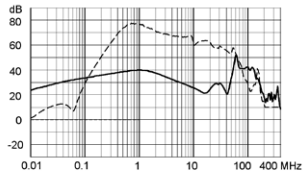

16 A / Design N

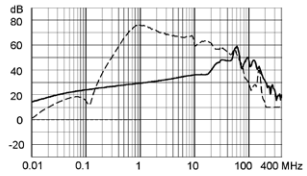

20 A / Design N

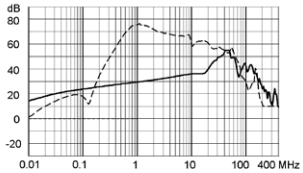

Medical (M5) HP

1 A / Protection class II

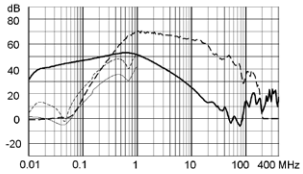

3 A / Protection class II

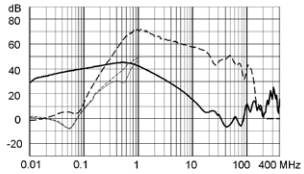

4 A / Protection class II

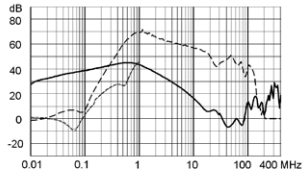

6 A / Protection class II

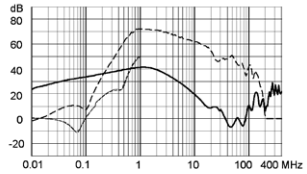

8 A / Protection class II

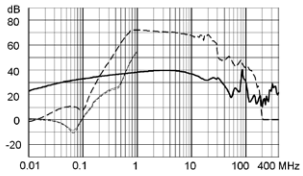

10 A / Protection class II

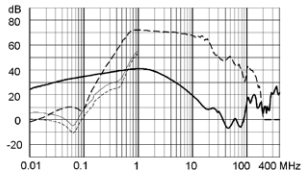

12 A / Protection class II

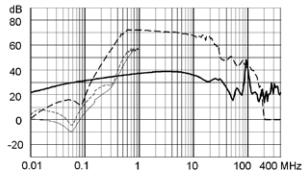

16 A / Protection class II

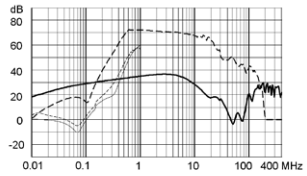

20 A / Protection class II

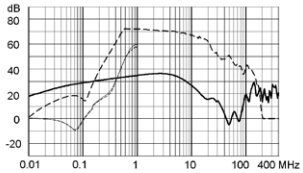

All Variants

Rated current [A]	Filter-Type	Terminal	Design	Pro-tection Class	Leakage Current [mA]	Ri [mΩ]	Power Loss [W]	Surge pro-tection	Weight [g]	Housing	Packa-ging [ST]	Order Number
1	Standard version	QC 6.3 x 0.8 mm	N	I	0.5	475	1	-	72 g	PG	15	5500.2630.01
1	Standard version	QC 6.3 x 0.8 mm	N	I	0.5	475	1	VDR	72 g	PG	15	5500.2630.21
1	Standard version	QC 6.3 x 0.8 mm	P	I	0.5	320	0.65	-	80 g	QC	15	5500.2640.01
1	Standard version	QC 6.3 x 0.8 mm	Q	I	0.5	320	0.65	-	66 g	PG	15	5500.2650.01
3	Standard version	QC 6.3 x 0.8 mm	N	I	0.5	83	1.5	-	104 g	PH	15	5500.2631.01
3	Standard version	QC 6.3 x 0.8 mm	N	I	0.5	83	1.5	VDR	104 g	PH	15	5500.2631.21
3	Standard version	QC 6.3 x 0.8 mm	P	I	0.5	36	0.65	-	81 g	QC	15	5500.2641.01
3	Standard version	QC 6.3 x 0.8 mm	Q	I	0.5	36	0.65	-	70 g	PG	15	5500.2651.01
4	Standard version	QC 6.3 x 0.8 mm	N	I	0.5	53	1.7	-	108 g	PH	15	5500.2632.01
4	Standard version	QC 6.3 x 0.8 mm	N	I	0.5	53	1.7	VDR	108 g	PH	15	5500.2632.21
6	Standard version	QC 6.3 x 0.8 mm	N	I	0.5	32.5	2.4	-	109 g	PH	15	5500.2633.01
6	Standard version	QC 6.3 x 0.8 mm	N	I	0.5	32.5	2.4	VDR	109 g	PH	15	5500.2633.21
6	Standard version	QC 6.3 x 0.8 mm	P	I	0.5	12	0.86	-	80 g	QC	15	5500.2642.01
6	Standard version	QC 6.3 x 0.8 mm	Q	I	0.5	12	0.86	-	100 g	PG	15	5500.2652.01
8	Standard version	QC 6.3 x 0.8 mm	N	I	0.5	29.2	3.8	-	190 g	PI	10	5500.2634.01
8	Standard version	QC 6.3 x 0.8 mm	N	I	0.5	29.2	3.8	VDR	190 g	PI	10	5500.2634.21
10	Standard version	QC 6.3 x 0.8 mm	P	I	0.5	5	1	-	87 g	QC	15	5500.2643.01
10	Standard version	QC 6.3 x 0.8 mm	Q	I	0.5	5	1	-	90 g	QC	15	5500.2653.01
12	Standard version	QC 6.3 x 0.8 mm	P	I	0.5	4	1.2	-	92 g	QC	15	5500.2644.01
12	Standard version	QC 6.3 x 0.8 mm	Q	I	0.5	4	1.2	-	90 g	QC	15	5500.2654.01
16	Standard version	QC 6.3 x 0.8 mm	P	I	0.5	2	1	-	138 g	QD	15	5500.2645.01
16	Standard version	QC 6.3 x 0.8 mm	Q	I	0.5	2	1	-	136 g	QD	15	5500.2655.01
20	Standard version	QC 6.3 x 0.8 mm	P	I	0.5	1.9	1.5	-	206 g	PI	10	5500.2646.01
20	Standard version	QC 6.3 x 0.8 mm	Q	I	0.5	1.9	1.5	-	204 g	PI	10	5500.2656.01
1	Standard Version with Ground Line Choke	QC 6.3 x 0.8 mm	N	I	1.57	390	1	-	100 g	UI	15	3-137-000
3	Standard Version with Ground Line Choke	QC 6.3 x 0.8 mm	N	I	1.57	62	1.2	-	104 g	UI	15	3-137-001
4	Standard Version with Ground Line Choke	QC 6.3 x 0.8 mm	N	I	1.57	36	1.3	-	108 g	UI	15	3-137-002
6	Standard Version with Ground Line Choke	QC 6.3 x 0.8 mm	N	I	1.57	21	1.6	-	110 g	UI	15	3-137-003
8	Standard Version with Ground Line Choke	QC 6.3 x 0.8 mm	N	I	1.57	29	3.8	-	280 g	UG	10	3-137-004
10	Standard Version with Ground Line Choke	QC 6.3 x 0.8 mm	N	I	1.57	13	2.6	-	295 g	UG	10	3-137-005
12	Standard Version with Ground Line Choke	QC 6.3 x 0.8 mm	N	I	1.57	9	2.6	-	300 g	UG	10	3-137-006
16	Standard Version with Ground Line Choke	QC 6.3 x 0.8 mm	N	I	1.57	3.3	2.8	-	310 g	UG	10	3-137-007
20	Standard Version with Ground Line Choke	QC 6.3 x 0.8 mm	N	I	1.57	1	3.5	-	322 g	UG	10	3-137-008
10	Industrial version	QC 6.3 x 0.8 mm	N	I	1	22.8	4.6	-	200 g	PI	10	5500.2635.01
10	Industrial version	QC 6.3 x 0.8 mm	N	I	1	22.8	4.6	VDR	200 g	PI	10	5500.2635.21
12	Industrial version	QC 6.3 x 0.8 mm	N	I	1	13.2	3.8	-	201 g	PI	10	5500.2636.01
12	Industrial version	QC 6.3 x 0.8 mm	N	I	1	13.2	3.8	VDR	201 g	PI	10	5500.2636.21
16	Industrial version	QC 6.3 x 0.8 mm	N	I	1	7.2	3.7	-	308 g	PK	10	5500.2637.01
16	Industrial version	QC 6.3 x 0.8 mm	N	I	1	7.2	3.7	VDR	308 g	PK	10	5500.2637.21

Rated current [A]	Filter-Type	Terminal	Design	Protection Class	Leakage Current [mA]	Ri [mΩ]	Power Loss [W]	Surge protection	Weight [g]	Housing	Packaging [ST]	Order Number
20	Industrial version	QC 6.3 x 0.8 mm	N	I	1	6.0	4.8	-	322 g	PK	10	5500.2638.01
20	Industrial version	QC 6.3 x 0.8 mm	N	I	1	6.0	4.8	VDR	322 g	PK	10	5500.2638.21
30	Industrial version	Bolt and nut M4	N	I	1	2.9	5.2	-	355 g	PK	10	5500.2639.03
30	Industrial version	Bolt and nut M4	P	I	1	1	1.8	-	450 g	QE	5	5500.2647.03
30	Industrial version	Bolt and nut M4	Q	I	1	1	1.8	-	450 g	QE	5	5500.2657.03
60	Industrial version	Bolt and nut M6	P	I	1	1	7.2	-	1220 g	QF	1	5500.2648.03
60	Industrial version	Bolt and nut M6	Q	I	1	1	7.2	-	1220 g	QF	1	5500.2658.03
1	Medical Version (M5) with Ground Line Choke	QC 6.3 x 0.8 mm	N	I	0.005	390	1	-	100 g	UI	15	3-137-009
3	Medical Version (M5) with Ground Line Choke	QC 6.3 x 0.8 mm	N	I	0.005	62	1.2	-	104 g	UI	15	3-137-010
4	Medical Version (M5) with Ground Line Choke	QC 6.3 x 0.8 mm	N	I	0.005	36	1.3	-	108 g	UI	15	3-137-011
6	Medical Version (M5) with Ground Line Choke	QC 6.3 x 0.8 mm	N	I	0.005	21	1.6	-	110 g	UI	15	3-137-012
8	Medical Version (M5) with Ground Line Choke	QC 6.3 x 0.8 mm	N	I	0.005	29	3.8	-	280 g	UG	10	3-137-013
10	Medical Version (M5) with Ground Line Choke	QC 6.3 x 0.8 mm	N	I	0.005	13	2.6	-	295 g	UG	10	3-137-014
12	Medical Version (M5) with Ground Line Choke	QC 6.3 x 0.8 mm	N	I	0.005	9	2.6	-	300 g	UG	10	3-137-015
16	Medical Version (M5) with Ground Line Choke	QC 6.3 x 0.8 mm	N	I	0.005	3.3	2.8	-	310 g	UG	10	3-137-016
20	Medical Version (M5) with Ground Line Choke	QC 6.3 x 0.8 mm	N	I	0.005	1	3.5	-	322 g	UG	10	3-137-017
1	Medical Version (M80) with Ground Line Choke	QC 6.3 x 0.8 mm	N	I	0.08	390	1	-	100 g	UI	15	3-137-018
3	Medical Version (M80) with Ground Line Choke	QC 6.3 x 0.8 mm	N	I	0.08	62	1.2	-	104 g	UI	15	3-137-019
4	Medical Version (M80) with Ground Line Choke	QC 6.3 x 0.8 mm	N	I	0.08	36	1.3	-	108 g	UI	15	3-137-020
6	Medical Version (M80) with Ground Line Choke	QC 6.3 x 0.8 mm	N	I	0.08	21	1.6	-	110 g	UI	15	3-137-021
8	Medical Version (M80) with Ground Line Choke	QC 6.3 x 0.8 mm	N	I	0.08	29	3.8	-	280 g	UG	10	3-137-022
10	Medical Version (M80) with Ground Line Choke	QC 6.3 x 0.8 mm	N	I	0.08	13	2.6	-	295 g	UG	10	3-137-023
12	Medical Version (M80) with Ground Line Choke	QC 6.3 x 0.8 mm	N	I	0.08	9	2.6	-	300 g	UG	10	3-137-024
16	Medical Version (M80) with Ground Line Choke	QC 6.3 x 0.8 mm	N	I	0.08	3.3	2.8	-	310 g	UG	10	3-137-025
20	Medical Version (M80) with Ground Line Choke	QC 6.3 x 0.8 mm	N	I	0.08	1	3.5	-	322 g	UG	10	3-137-026
1	Medical (M5)	QC 6.3 x 0.8 mm	N	II	0.005	540	1.08	-	72 g	UL	15	3-134-821
1	Medical (M5)	QC 6.3 x 0.8 mm	N	I	0.005	475	1	-	72 g	PG	15	5500.2630.04
1	Medical (M5)	QC 6.3 x 0.8 mm	P	I	0.005	320	0.65	-	80 g	QC	15	5500.2640.04
1	Medical (M5)	QC 6.3 x 0.8 mm	Q	I	0.005	320	0.65	-	66 g	PG	15	5500.2650.04

Rated current	Filter-Type	Terminal	Design	Pro-tection Class	Leakage Current	Ri	Power Loss	Surge pro-tection	Weight	Housing	Packa-ging	Order Number
[A]					[mA]	[mΩ]	[W]		[g]		[ST]	
3	Medical (M5)	QC 6.3 x 0.8 mm	N	II	0.005	82	1.48	-	104 g	UM	15	3-134-822
3	Medical (M5)	QC 6.3 x 0.8 mm	N	I	0.005	83	1.5	-	104 g	PH	15	5500.2631.04
3	Medical (M5)	QC 6.3 x 0.8 mm	P	I	0.005	36	0.65	-	81 g	QC	15	5500.2641.04
3	Medical (M5)	QC 6.3 x 0.8 mm	Q	I	0.005	36	0.65	-	70 g	PG	15	5500.2651.04
4	Medical (M5)	QC 6.3 x 0.8 mm	N	II	0.005	50	1.6	-	108 g	UM	15	3-134-823
4	Medical (M5)	QC 6.3 x 0.8 mm	N	I	0.005	53	1.7	-	108 g	PH	15	5500.2632.04
6	Medical (M5)	QC 6.3 x 0.8 mm	N	II	0.005	32	2.3	-	110 g	UM	15	3-134-824
6	Medical (M5)	QC 6.3 x 0.8 mm	N	I	0.005	32.5	2.4	-	109 g	PH	15	5500.2633.04
6	Medical (M5)	QC 6.3 x 0.8 mm	P	I	0.005	12	0.86	-	80 g	QC	15	5500.2642.04
6	Medical (M5)	QC 6.3 x 0.8 mm	Q	I	0.005	12	0.86	-	100 g	PG	15	5500.2652.04
8	Medical (M5)	QC 6.3 x 0.8 mm	N	II	0.005	29	3.71	-	188 g	UN	10	3-134-825
8	Medical (M5)	QC 6.3 x 0.8 mm	N	I	0.005	29.2	3.8	-	190 g	PI	10	5500.2634.04
10	Medical (M5)	QC 6.3 x 0.8 mm	N	II	0.005	19	3.8	-	200 g	UN	10	3-134-826
10	Medical (M5)	QC 6.3 x 0.8 mm	N	I	0.005	22.8	4.6	-	200 g	PI	10	5500.2635.04
10	Medical (M5)	QC 6.3 x 0.8 mm	P	I	0.005	5	1	-	87 g	QC	15	5500.2643.04
10	Medical (M5)	QC 6.3 x 0.8 mm	Q	I	0.005	5	1	-	90 g	QC	15	5500.2653.04
12	Medical (M5)	QC 6.3 x 0.8 mm	N	II	0.005	11	3.17	-	200 g	UN	10	3-134-827
12	Medical (M5)	QC 6.3 x 0.8 mm	N	I	0.005	13.2	3.8	-	201 g	PI	10	5500.2636.04
12	Medical (M5)	QC 6.3 x 0.8 mm	P	I	0.005	4	1.2	-	92 g	QC	15	5500.2644.04
12	Medical (M5)	QC 6.3 x 0.8 mm	Q	I	0.005	4	1.2	-	90 g	QC	15	5500.2654.04
16	Medical (M5)	QC 6.3 x 0.8 mm	N	II	0.005	6	3.07	-	310 g	UO	10	3-134-828
16	Medical (M5)	QC 6.3 x 0.8 mm	N	I	0.005	7.2	3.7	-	308 g	PK	10	5500.2637.04
16	Medical (M5)	QC 6.3 x 0.8 mm	P	I	0.005	2	1	-	138 g	QD	15	5500.2645.04
16	Medical (M5)	QC 6.3 x 0.8 mm	Q	I	0.005	2	1	-	136 g	QD	15	5500.2655.04
20	Medical (M5)	QC 6.3 x 0.8 mm	N	II	0.005	5	4	-	322 g	UO	10	3-134-829
20	Medical (M5)	QC 6.3 x 0.8 mm	N	I	0.005	6	4.8	-	322 g	PK	10	5500.2638.04
20	Medical (M5)	QC 6.3 x 0.8 mm	P	I	0.005	1.9	1.5	-	206 g	PI	10	5500.2646.04
20	Medical (M5)	QC 6.3 x 0.8 mm	Q	I	0.005	1.9	1.5	-	204 g	PI	10	5500.2656.04
30	Medical (M5)	Bolt and nut M4	N	I	0.005	2.9	5.2	-	355 g	PK	10	5500.2639.06
30	Medical (M5)	Bolt and nut M4	P	I	0.005	1	1.8	-	450 g	QE	5	5500.2647.06
30	Medical (M5)	Bolt and nut M4	Q	I	0.005	1	1.8	-	450 g	QE	5	5500.2657.06
60	Medical (M5)	Bolt and nut M6	P	I	0.005	1	7.2	-	1220 g	QF	1	5500.2648.06
60	Medical (M5)	Bolt and nut M6	Q	I	0.005	1	7.2	-	1220 g	QF	1	5500.2658.06
1	Medical (M80)	QC 6.3 x 0.8 mm	N	I	0.08	475	1	-	72 g	PG	15	5500.2630.07
1	Medical (M80)	QC 6.3 x 0.8 mm	P	I	0.08	320	0.65	-	80 g	QC	15	5500.2640.07
1	Medical (M80)	QC 6.3 x 0.8 mm	Q	I	0.08	320	0.65	-	66 g	PG	15	5500.2650.07
3	Medical (M80)	QC 6.3 x 0.8 mm	N	I	0.08	83	1.5	-	104 g	PH	15	5500.2631.07
3	Medical (M80)	QC 6.3 x 0.8 mm	P	I	0.08	36	0.65	-	81 g	QC	15	5500.2641.07
3	Medical (M80)	QC 6.3 x 0.8 mm	Q	I	0.08	36	0.65	-	70 g	PG	15	5500.2651.07
4	Medical (M80)	QC 6.3 x 0.8 mm	N	I	0.08	53	1.7	-	108 g	PH	15	5500.2632.07
6	Medical (M80)	QC 6.3 x 0.8 mm	N	I	0.08	32.5	2.4	-	109 g	PH	15	5500.2633.07
6	Medical (M80)	QC 6.3 x 0.8 mm	P	I	0.08	12	0.86	-	80 g	QC	15	5500.2642.07
6	Medical (M80)	QC 6.3 x 0.8 mm	Q	I	0.08	12	0.86	-	100 g	PG	15	5500.2652.07
8	Medical (M80)	QC 6.3 x 0.8 mm	N	I	0.08	29.2	3.8	-	190 g	PI	10	5500.2634.07
10	Medical (M80)	QC 6.3 x 0.8 mm	N	I	0.08	22.8	4.6	-	200 g	PI	10	5500.2635.07

Rated current [A]	Filter-Type	Terminal	Design	Pro-tection Class	Leakage Current [mA]	Ri [mΩ]	Power Loss [W]	Surge pro-tection	Weight [g]	Housing	Packa-ging [ST]	Order Number
10	Medical (M80)	QC 6.3 x 0.8 mm	P	I	0.08	5	1	-	87 g	QC	15	5500.2643.07
10	Medical (M80)	QC 6.3 x 0.8 mm	Q	I	0.08	5	1	-	90 g	QC	15	5500.2653.07
12	Medical (M80)	QC 6.3 x 0.8 mm	N	I	0.08	13.2	3.8	-	201 g	PI	10	5500.2636.07
12	Medical (M80)	QC 6.3 x 0.8 mm	P	I	0.08	4	1.2	-	92 g	QC	15	5500.2644.07
12	Medical (M80)	QC 6.3 x 0.8 mm	Q	I	0.08	4	1.2	-	90 g	QC	15	5500.2654.07
16	Medical (M80)	QC 6.3 x 0.8 mm	N	I	0.08	7.2	3.7	-	308 g	PK	10	5500.2637.07
16	Medical (M80)	QC 6.3 x 0.8 mm	P	I	0.08	2	1	-	138 g	QD	15	5500.2645.07
16	Medical (M80)	QC 6.3 x 0.8 mm	Q	I	0.08	2	1	-	136 g	QD	15	5500.2655.07
20	Medical (M80)	QC 6.3 x 0.8 mm	N	I	0.08	6.0	4.8	-	322 g	PK	10	5500.2638.07
20	Medical (M80)	QC 6.3 x 0.8 mm	P	I	0.08	1.9	1.5	-	206 g	PI	10	5500.2646.07
20	Medical (M80)	QC 6.3 x 0.8 mm	Q	I	0.08	1.9	1.5	-	204 g	PI	10	5500.2656.07
30	Medical (M80)	Bolt and nut M4	N	I	0.08	2.9	5.2	-	355 g	PK	10	5500.2639.09
30	Medical (M80)	Bolt and nut M4	P	I	0.08	1	1.8	-	450 g	QE	5	5500.2647.09
30	Medical (M80)	Bolt and nut M4	Q	I	0.08	1	1.8	-	450 g	QE	5	5500.2657.09
60	Medical (M80)	Bolt and nut M6	P	I	0.08	1	7.2	-	1220 g	QF	1	5500.2648.09
60	Medical (M80)	Bolt and nut M6	Q	I	0.08	1	7.2	-	1220 g	QF	1	5500.2658.09
1	Medical (M5) HP	QC 6.3 x 0.8 mm	N	II	0.005	280	0.56	-	72 g	UL	15	3-134-830
3	Medical (M5) HP	QC 6.3 x 0.8 mm	N	II	0.005	50	0.9	-	104 g	UM	15	3-134-831
4	Medical (M5) HP	QC 6.3 x 0.8 mm	N	II	0.005	30	0.96	-	108 g	UM	15	3-134-832
6	Medical (M5) HP	QC 6.3 x 0.8 mm	N	II	0.005	16.4	1.18	-	110 g	UM	15	3-134-833
8	Medical (M5) HP	QC 6.3 x 0.8 mm	N	II	0.005	18.5	2.37	-	188 g	UN	10	3-134-834
10	Medical (M5) HP	QC 6.3 x 0.8 mm	N	II	0.005	12.5	2.5	-	200 g	UN	10	3-134-835
12	Medical (M5) HP	QC 6.3 x 0.8 mm	N	II	0.005	7.9	2.28	-	200 g	UN	10	3-134-836
16	Medical (M5) HP	QC 6.3 x 0.8 mm	N	II	0.005	4.2	2.15	-	310 g	UO	10	3-134-837
20	Medical (M5) HP	QC 6.3 x 0.8 mm	N	II	0.005	3.4	2.72	-	322 g	UO	10	3-134-838

Most Popular.

Availability for all products can be searched real-time:https://www.schurter.com/en/Stock-Check/Stock-Check-SCHURTER

3 designs N) excellent symmetrical noise attenuation
P) high symmetrical noise attenuation
Q) standard symmetrical noise attenuation

60A medical filter M5 and M80, design P, are only suitable for medical equipment intended for permanently connection to the mains.

Accessories

Description

DIN_Rail_Kit
Mounting accessory for compact 1- and 3-phase filters

14.12.2022

The specifications, descriptions and illustrations indicated in this document are based on current information. All content is subject to modifications and amendments. Information furnished is believed to be accurate and reliable. However, users should independently evaluate the suitability and test each product selected for their own applications.