WiFi Antenna

Model：GGW-ANT058

1 Part Number

GGW-ANT058

2 Dimension（Unit：mm）

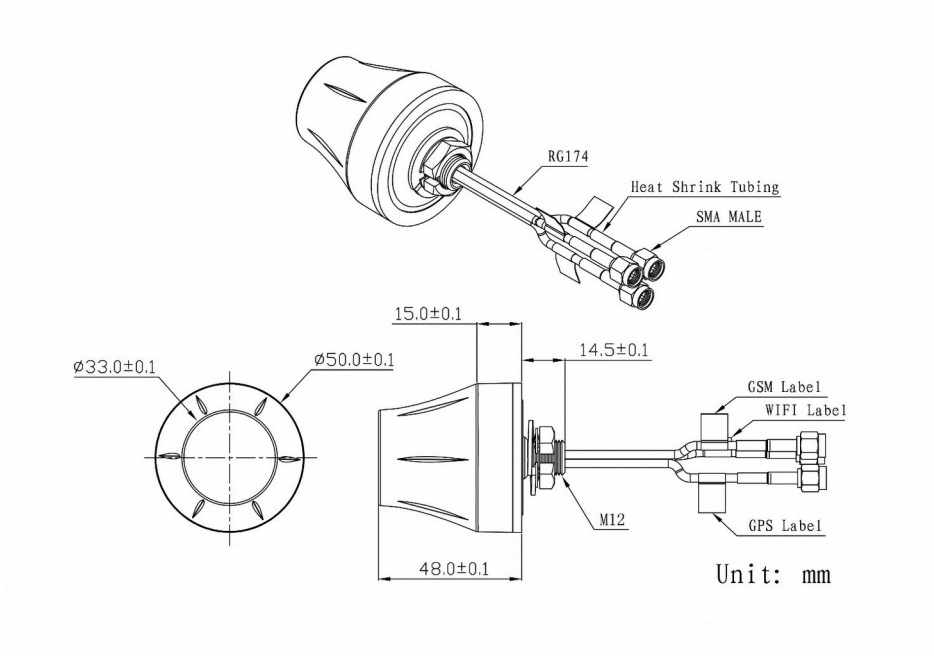

sales@prom-elec.com / ООО ПРОМЭЛЕКТРОНИКА

3 Electrical Characteristics

3.1 WiFi Antenna

Item			Specifications
GPS Antenna	Dielectric Antenna	Center Frequency	1575.42±1MHz
		Band Width	CF±5MHz
		Polarization	RHCP
		Gain	2dBic (Zenith)
		V.S.W.R	< 1.5
		Impendance	50Ω
		Axial Ratio	3dB (max)
	LNA	Gain	28±2dB
		Noise Figure	< 1.5
		Ex-band Attenuation	12dB@CF+50MHz/16dB@CF-50MHz
		V.S.W.R	< 2.0
		Supply Voltage	2.2~5V DC
		Current Consumption	5~15mA
GSM Antenna		Frequency Range	824~960MHz/1710~2170MHz
		V.S.W.R	< 2.0
		Polarization	Linear
		Gain	2.0dBi
		Impendance	50Ω
WIFI Antenna		Frequency Range	2400~2483.5MHz
		Band Width	83.5MHz
		Polarization	Linear
		Gain	3dBi
		V.S.W.R	< 2.0
		Impendance	50Ω
Mechanical		Cable	RG174
		Connector	SMA/MCX/FAKRA or others
		Material	ABS
		Mounting Method	Screw
Environmental		Operating Temperature	-40℃~+85℃
		Relative Humidity	Up to 95%
		Ingress Protection	IP67 (exclude cable outlet)
		Vibration	10 to 55Hz with 1.5mm amplitude 2hours

4 Radiation Pattern

GPS Antenna

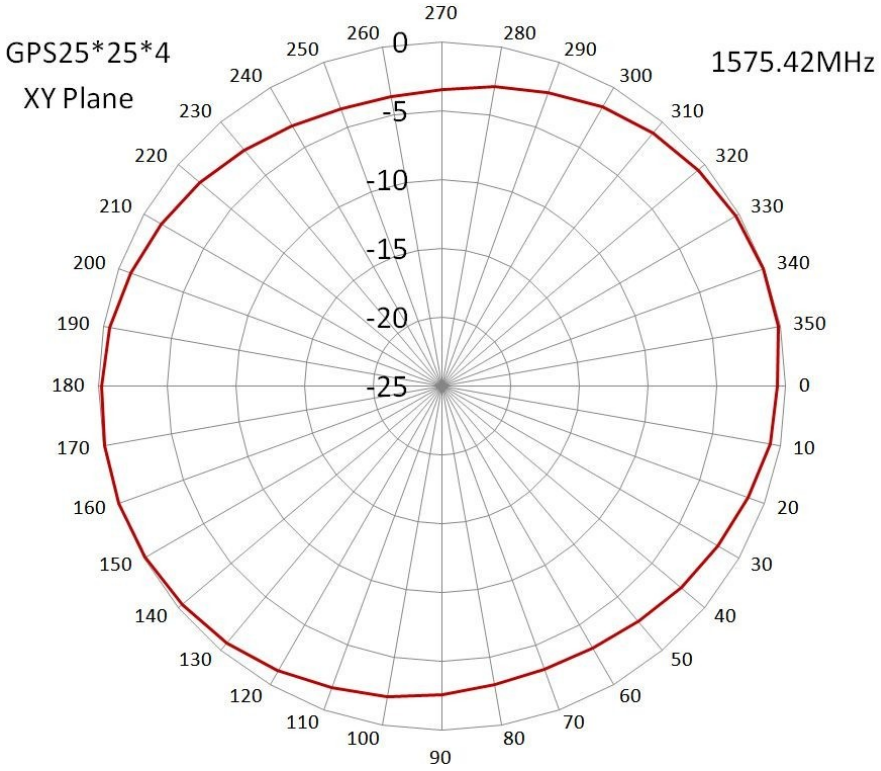

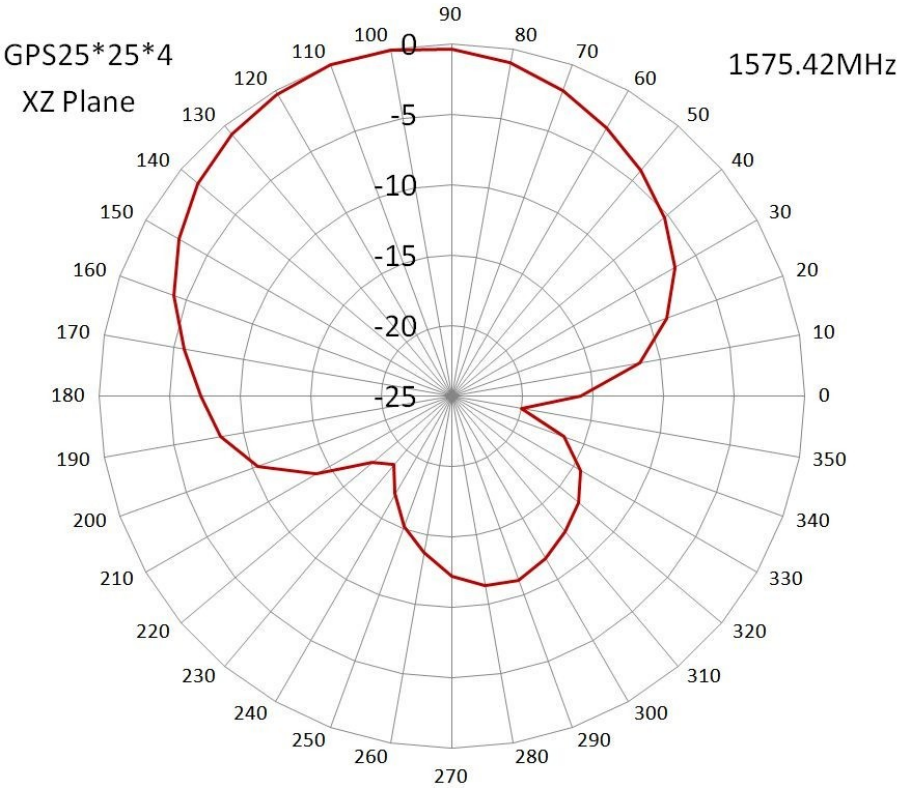

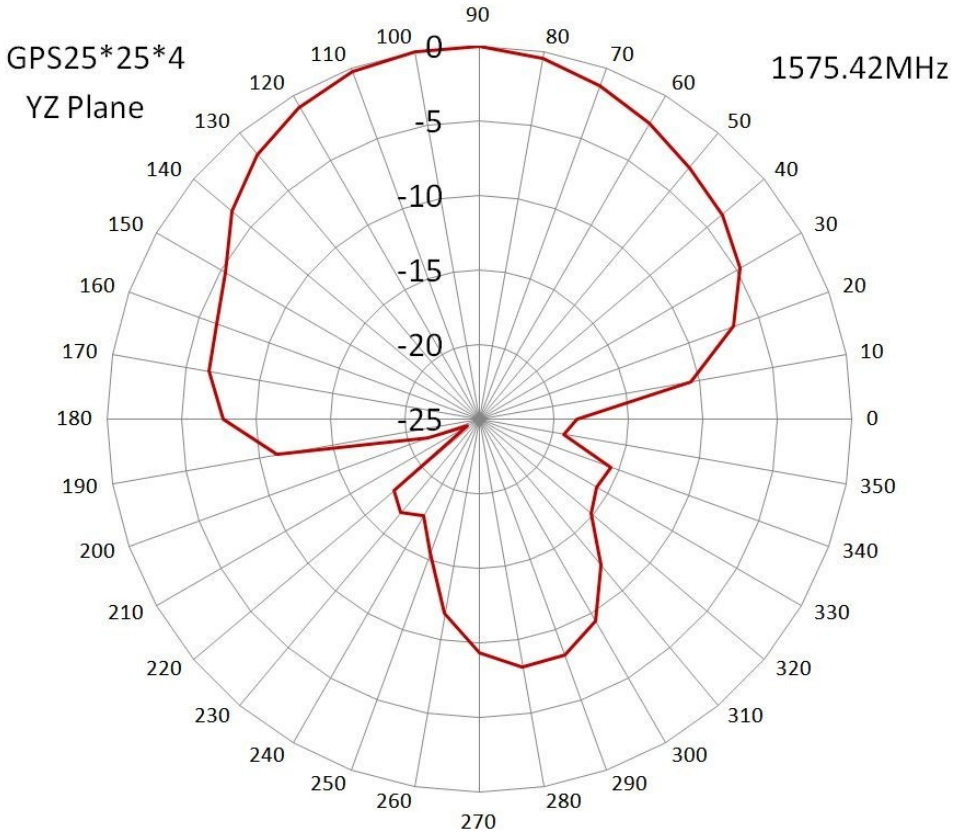
GPS25*25*4
YZ Plane
1575.42MHz
0
-5
-10
-15
-20
-25
90
80
70
60
50
40
30
20
10
0
350
340
330
320
310
300
290
280
270
260
250
240
230
220
210
200
190
180
170
160
150
140
130
120
110
100

GSM Antenna

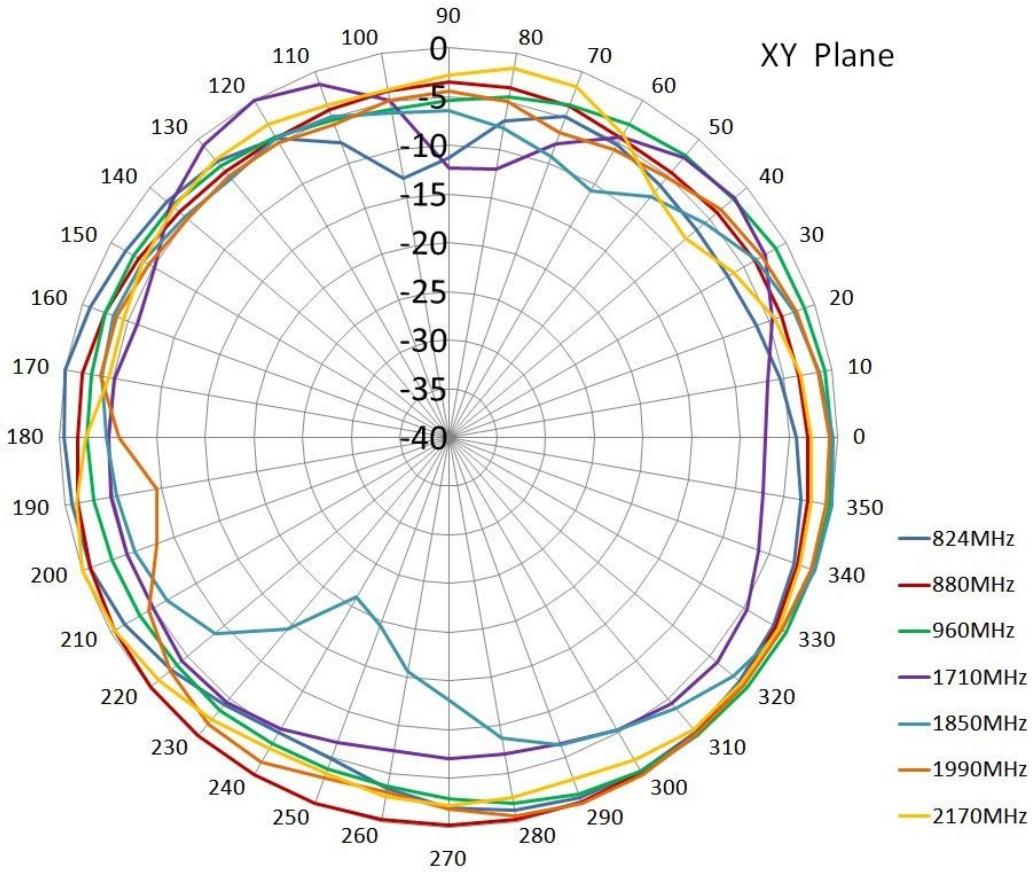
XY Plane
0
-5
-10
-15
-20
-25
-30
-35
-40
90
80
70
60
50
40
30
20
10
0
350
340
330
320
310
300
290
280
270
260
250
240
230
220
210
200
190
180
170
160
150
140
130
120
110
100
824MHz
880MHz
960MHz
1710MHz
1850MHz
1990MHz
2170MHz

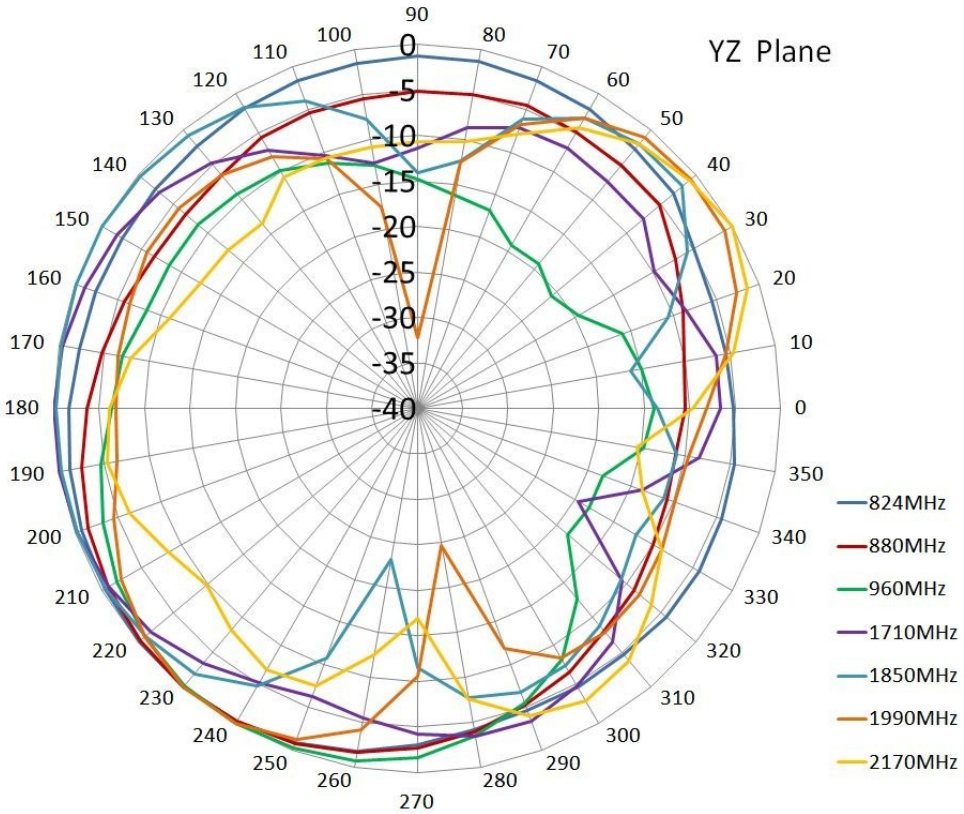
YZ Plane
90
80
70
60
50
40
30
20
10
0
350
340
330
320
310
300
290
280
270
260
250
240
230
220
210
200
190
180
170
160
150
140
130
120
110
100
0
-5
-10
-15
-20
-25
-30
-35
-40
824MHz
880MHz
960MHz
1710MHz
1850MHz
1990MHz
2170MHz

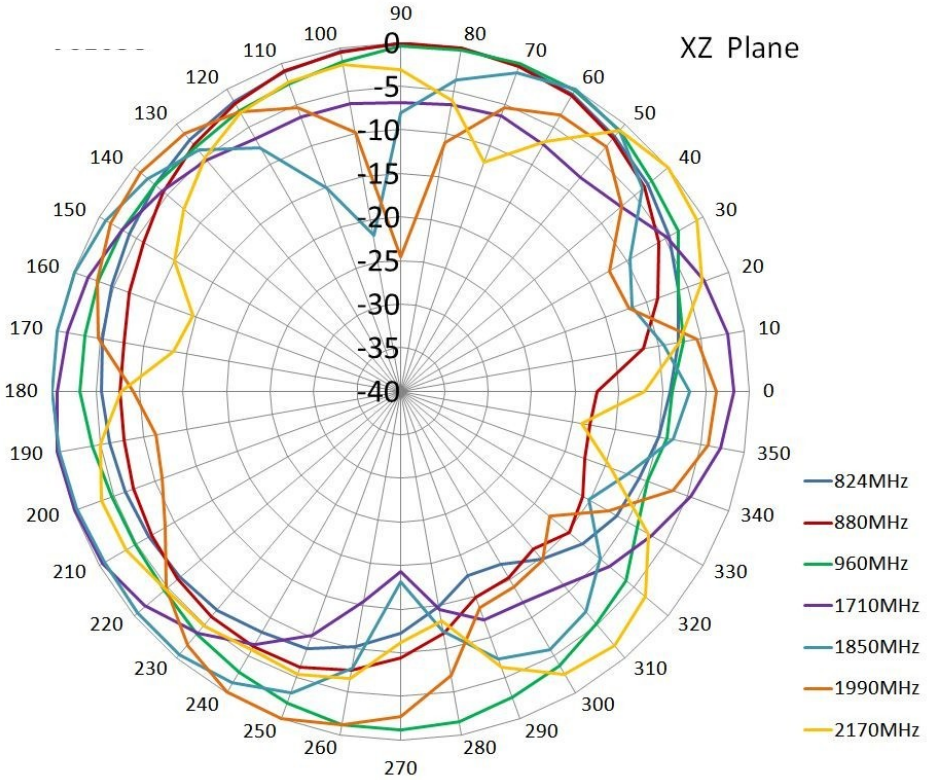
XZ Plane
90
80
70
60
50
40
30
20
10
0
350
340
330
320
310
300
290
280
270
260
250
240
230
220
210
200
190
180
170
160
150
140
130
120
110
100
0
-5
-10
-15
-20
-25
-30
-35
-40
824MHz
880MHz
960MHz
1710MHz
1850MHz
1990MHz
2170MHz

WIFI Antenna

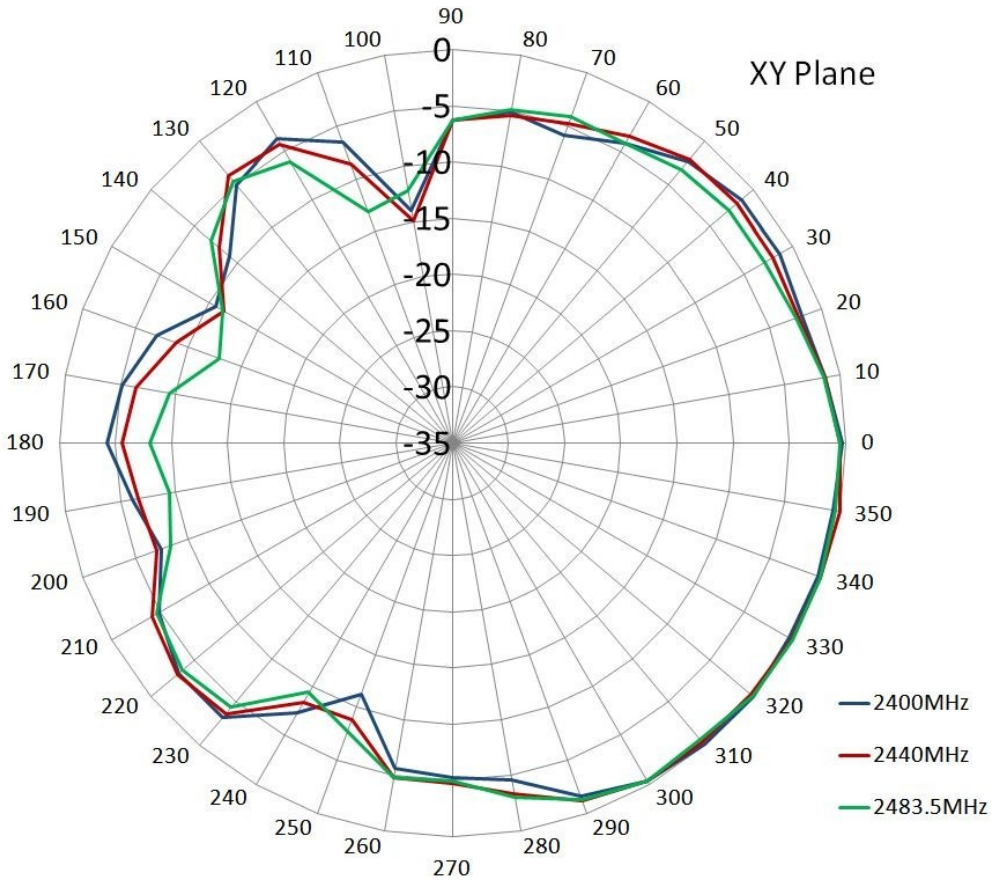

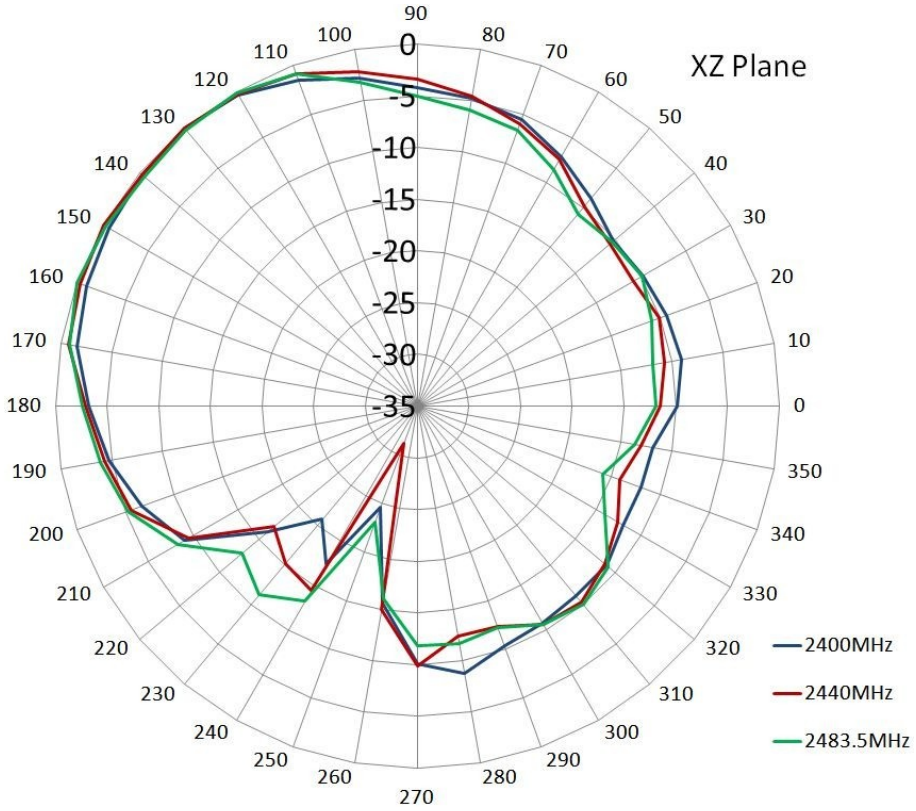

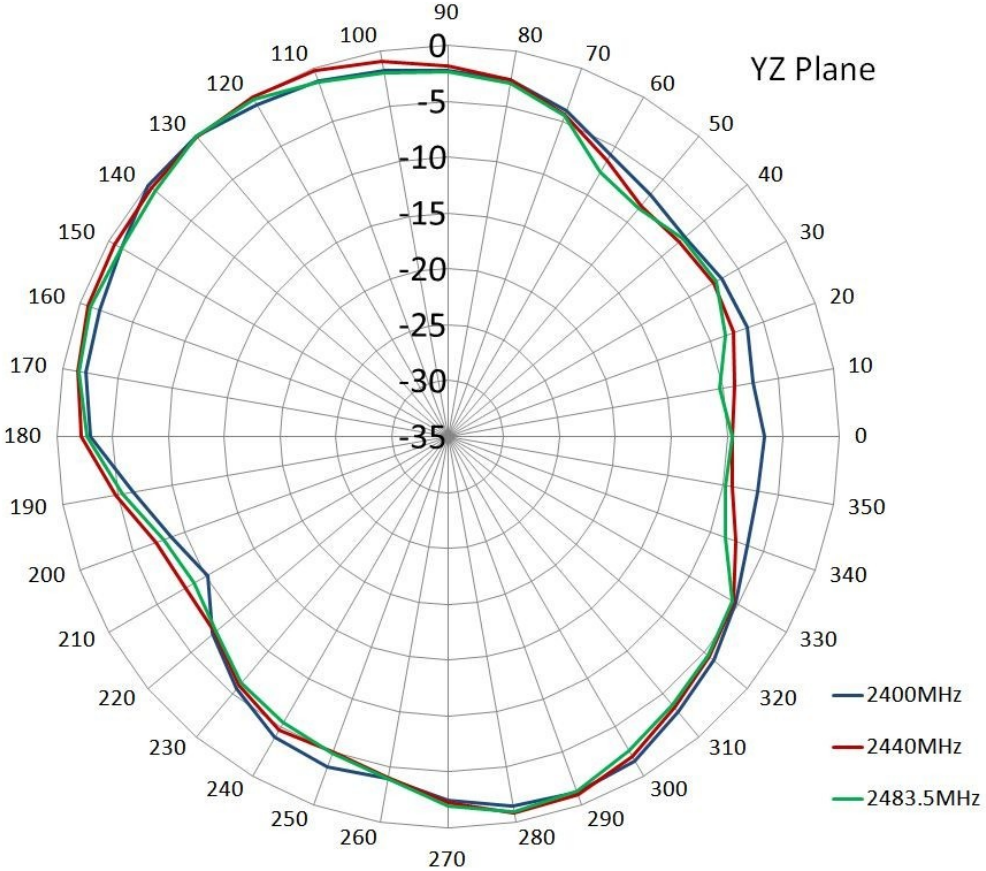
YZ Plane
90
80
70
60
50
40
30
20
10
0
350
340
330
320
310
300
290
280
270
260
250
240
230
220
210
200
190
180
170
160
150
140
130
120
110
100
0
-5
-10
-15
-20
-25
-30
-35
2400MHz
2440MHz
2483.5MHz