The right tool for every application

TOOL fox

PHOENIX CONTACT
INSPIRING INNOVATIONS

In dialog with customers and partners worldwide

Phoenix Contact is a globally present, Germany-based market leader. Our group of companies is synonym for future-oriented components, systems, and solutions in the fields of electrical engineering, electronics, and automation. A global network across more than 100 countries, and 15,000 employees ensure a close proximity to our customers, which we believe is particularly important.

The wide variety of our innovative products makes it easy for our customers to find future-oriented solutions for different applications and industries. We especially focus on the fields of energy, infrastructure, process and factory automation.

TOOL fox – The right tool for every application

As a manufacturer of professional processing and measuring tools, Phoenix Contact is your competent partner for all electrical engineering applications. The TOOL fox tool program offers products for cutting, stripping, crimping, mounting and testing. It impresses with its convenient handling and the highest quality. Cutting, stripping, and crimping devices can also be used to automate work steps.

Professional tools are a prerequisite for very good results. Our tools are all about quality, precision, durability, and effectiveness.

TOOL fox offers a complete portfolio of hand tools and automatic devices for industrial use, thereby ensuring that all tasks in the process chain are performed professionally.

Contents

Quality and tool expertise
TOOL fox 4

Cutting and universal tools
CUTFOX/UNIFOX 14

Stripping tools
WIREFOX 20

Portable crimping device
CRIMPHANDY 26

Crimping tools
CRIMPFOX 30

Ferrules, cable lugs and connectors 43

Tool sets and tool bags 52

Screwdrivers and torque screwdrivers
SCREWFOX 58

Measuring and test devices
TESTFOX 66

Electronics pliers
MICROFOX 70

Automatic devices
Cutting, stripping, and crimping devices 74

Technical information 84

Quality and tool expertise
TOOL fox

Professional tools feature reliability and high performance. We produce our tools in highly specialized manufacturing processes in accordance with applicable standards, directives, and legal regulations.

At our manufacturing site in Sweden, we produce in a resource-saving and sustainable manner while being aware at all times of our responsibility towards the environment.

Phoenix Contact tools impress with their innovative solutions, precision, and durability.

Purchasing

Right from the procurement phase of all raw materials and components for our tools and automatic devices, we place the highest requirements on quality.



Development

We develop innovative products that impress – our development focuses on ergonomics, user-friendliness, efficiency and safety.

Production

Our qualified experts deliver high-quality products. A comprehensive machine park and the most modern manufacturing processes are available for this.

Quality assurance

We guarantee the highest quality standards across the entire process chain. We guarantee adherence to these standards through regular checks with the latest testing processes and procedures.

Advice and service

Do you need support? Our competent partners will gladly advise you in all matters regarding products and applications.

Conductors and cables

Conductors, cables, and wires serve the purpose to carry electrical signals or energy. In everyday conversation, cables are often equated to wires, as both versions generally consist of several conductors that are isolated from each other. Cables, however, have increased mechanical resistance, which allows use in the ground, underwater or even unprotected outside.

The conductor (also called wire) consists of a conductive core of copper or aluminum, in addition to insulation. Copper is preferred, due to its excellent electrotechnical properties.

The IEC/DIN EN 60228 (VDE 0295) divides conductors into 4 classes of flexibility, which classifies the basic flexibility of the conductors. The criteria for this are the individual wire diameters and the number of individual wires. A further influence on the inherent stability is the twist pitch. The twist pitch refers to the length of an individual wire that is required for a 360° rotation. The lower the twist pitch, the more rigid and compact the conductor is, and this also increases the external diameter.

In the IEC/DIN EN 60228 (VDE 0295) standard, the conductor cross sections are defined by the electric conductance or resistance values. These values are the basis for determining the maximum current carrying capacity. Geometrical data, in particular cross section tolerances, are not determined here. As a result, the actual cross section can deviate substantially from the nominal cross sections. By using copper, which today has a purity of up to 99.99%, the manufacturer is in a position to replace the actual copper cross section with one of more than 10% less. This circumstance poses a challenge in the area of crimping.

The insulation serves as a permanent divider between the individual conductors as well as a protective casing against external influences. The basic requirement from the insulation material is the greatest possible electrical resistance; however, the corresponding resulting warmth can detract from this. Today, the choice of insulation is above all plastic, in all its versions. The type and properties of the plastic decide the later possibility of use for the conductors, cables, and wires. A further criterion is the strength of the insulation. This measure has direct influence on the mechanical and electrical loading capacity. The condition of the insulation (such as hardness, durability, thickness) is furthermore decisive when choosing the right stripping tool.

Conductor classes in accordance with IEC/DIN EN 60228 (VDE 0295)

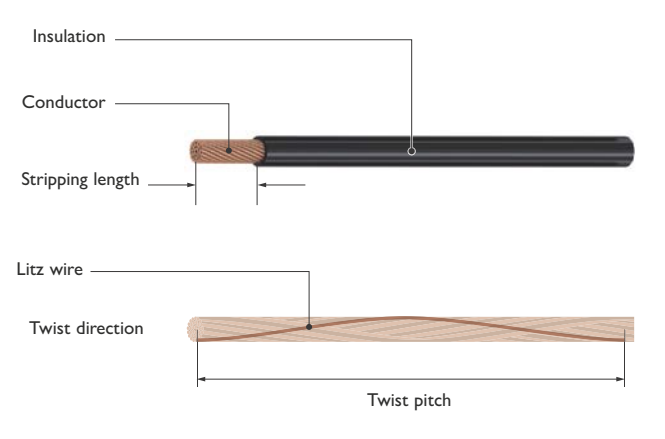

Standard conductor structure

Ferrules

The ferrule is a useful tool in conductor manufacture and wiring. Using sleeves prevents potential splicing of the individual wires, which allows for effective, and above all, reliable processing. In DIN 46228, the ferrule is defined as between 0.5 and 50 mm². This standard can be split into four parts:

- Part 1: blank shape without plastic sleeve
- Part 2: crimping with and without insulation
- Part 3: conductor surrounded without insulation
- Part 4: blank shape with plastic sleeve

In addition to the geometrical dimensions, the materials and the coloring dependent on cross sections are the test basis of the standard. Furthermore, the requirements on the sleeve, and conductors of classes 2, 5, and 6 must be picked up on. The conductor cross sections are defined via the electrical resistance levels and not, as is the case with sleeves, via the geometric dimensions. Larger differentiations in the cross sections are therefore possible (also refer to the section on conductors and cables). Due to this, there is a certain discrepancy between the sleeve and the conductor. Phoenix Contact crimping tools are however overwhelmingly designed to even out this difference in capacity. In addition to DIN, there is a French standard for ferrules, NF C 63-023. With the exclusion of coloring in some cross sections (refer to matrix), the NF is based on DIN.

UL 486 F as well as the Canadian C22.2 NO. 291-14 are new to the field of legal provisions for ferrules. These harmonized standards are also based on the DIN. However, they deal with testing and specific requirements (among others, refer to the table of extraction values). In UL 486 F, for the first time, special sleeves such as the TWIN are fixed in the standard for the two-wire connection. For certification according to the standards mentioned above, UL and CSA, comprehensive testing by the respective organization is necessary. It is not only the sleeves that are tested and certified; the entire system based on crimping tools and ferrules undergoes this process.

The most important advantages of the ferrules:

- Increased, long-term operational and contact reliability
- Time-saving further processing (especially with Push-in terminal blocks)
- Reliable connection, even with repeated re-wiring
- Reduction in cable breakages
- Easy cross section detection
- Increased vibration resistance
- Permanently low contact resistances
- Individual wires are protected (particularly for screw terminal blocks)
- Consistent clamping of screw connections

Cross section	DIN 46228-4	UL486-F (Form E)	NF C 63-023	Special color code
0.14 mm²				Gray
0.25 mm²				Light blue
0.34 mm²			Green	Turquoise
0.50 mm²	White	White	White	Orange
0.75 mm²	Gray	Gray	Blue	White
1.00 mm²	Red	Red	Red	Yellow
1.50 mm²	Black	Black	Black	Red
2.50 mm²	Blue	Blue	Gray	Blue
4.00 mm²	Gray	Gray	Orange	Gray
6.00 mm²	Yellow	Yellow	Green	Black
10.00 mm²	Red	Red	Brown	Ivory
16.00 mm²	Blue	Blue	Ivory	Green
25.00 mm²	Yellow	Yellow	Black	Brown
35.00 mm²	Red	Red	Red	Beige
50.00 mm²	Blue	Blue	Blue	Olive

Color codes for ferrules

Now UL-certified

Phoenix Contact was one of the first tool manufacturers to have ferrules in combination with crimping tools and crimping devices, such as the CF Crimphandy, certified in accordance with the new UL 486 F standard. Together with conformity with DIN 46228 (1-4), this allows us to fulfill global market requirements in the areas of quality, safety and compatibility.

Connectors

The crimp connections have been tested millions of times in all areas of industry; automotive technology, air travel, the transport industry, and in medical devices.

Connectors are also known as crimp contacts. They are available in a wide range of versions and designs.

They are divided into two main groups: the large, turned connectors or contacts are referred to as closed; the punched, rolled connectors or contacts are called open.

In the electrical installation, these crimp connections fall under the heading of solder-free electrical connections. The scope of service as well as test specifications are described in the European standard DIN EN 60352-2.

Crimping is a joining process to permanently connect one or more conductors with a contact. A stripped conductor is inserted into the crimp zone of the contact and connected by means of a specific crimping process. This results in a durable, fixed and reliable connection that cannot be detached.

The following key groups make up the different connector types, with a large range of dimensions and conductor cross sections:

Punched, rolled contacts, hard-soldered crimped cable lugs, tubular and compression cable lugs, butt connectors, insulated crimped cable lugs, pin cable lugs, non-insulated and insulated ring cable lugs, non-insulated fork-type cable lugs, non-insulated and insulated slip-on sleeves and coaxial CATV connectors.

Crimp profiles

The B crimp profile is mainly used as a crimping profile for punched, rolled contacts.

Large rotated connectors or contacts mainly exhibit the following profiles in four-mandrel crimping (4/8 indent), square, oval, mandrel crimping, twin mandrel crimping, WM pressing, hexagonal (hex) with mandrel crimping, and B crimp.

Mechanical crimping pliers with a ratchet system or hydraulically actuated tools with different die sizes and crimp profiles process cross sections larger than 10 mm². In electrical, pneumatic, and electropneumatic crimping machines, depending on the machine type, square and four-mandrel profiles of up to 10 mm² are installed. For larger cross sections, such as for the charging plug, the B crimping profile is also used. Other profiles, such as WM crimp, O crimp, indent crimp, and double indent crimp, are used for processing ferrules, tubular and compression cable lugs, and connectors up to 300 mm². The DIN 46230, DIN 46234 and DIN 46235 are used as a reference for the standard.

This time-saving, cost-effective connection method has been proven over many decades, millions of times. Getting the right version however, is a very complex task. For crimp connections in line with standards, the right interplay of the cross section of the litz wire, crimp contact, crimping tool and correct tool settings is crucial. Selecting the crimp profile depends on various parameters, such as the connector or crimp contact, the standard applicable, the area of use, and the specific connector type.

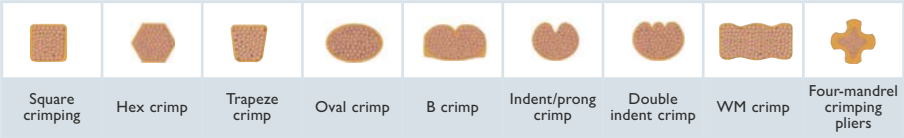

Overview crimp profiles

Conductor pull-out test

Crimping points can be affected by tensile forces during wiring or operation. Therefore, properly crimped connectors and ferrules must offer a high degree of mechanical safety. To test the tensile load capacity, a crimped conductor is exposed to a predefined, cross-sectional tensile force for a period of 60 seconds, and it must withstand this load. The tensile force exerts stress on the conductor at the crimping point. Damages to the crimp point must not be a result of this. Generally, even the maximum tensile force is tolerated, until the connection is destroyed.

Conductor pull-out test

Metric	JIS type	AWG/MCM equivalent		UL 486F-A-F	IEC 60999-1/2 EN 60947-1 DIN 46228-1/4	IEC 60352-2	UL486A/B (CU)	JIS C 2805	DIN EN 61238-1 (CU)	DIN EN 61210
0.2 mm²	-	24	0.21 mm²	20 N	10 N	28 N	22.3 N			28 N
0.25 mm²				20 N		32 N				
0.34 mm²	-	22	0.33 mm²	20 N	15 N	40 N	35,6 N			40 N
0.5 mm²	-	20	0.52 mm²	20 N	20 N	60 N	57.9 N			56 N
0.75 mm²	-			30 N	30 N	85 N	89 N			84 N
		18	0.82 mm²	30 N	30 N	90 N	89 N			
1 mm²	-			35 N	35 N	108 N				108 N
-	1.25 mm²							100 N (200 N)		
		16	1.31 mm²	40 N	40 N	135 N	134 N			
1.5 mm²				40 N	40N	150 N	134 N			150 N
-	2.0 mm²							100 N (290 N)		
		14	2.08 mm²	50 N	50 N	200 N	223 N			
2.5 mm²				50 N	50 N	230 N	223 N			230 N
-		12	3.31 mm²	60 N	60 N	275 N	312 N			
	3.5 mm²							540 N		
4 mm²				60 N	60 N	310 N	312 N			310 N
-	5.5 mm²							780 N		
6 mm²		10	5.26 mm²	80 N	80 N	360 N	356 N			360 N
-	8 mm²							980 N		
		8	8.37 mm²			370 N	401 N			
10 mm²				90 N	90 N	380 N	401 N		600 N	
-	14 mm²							1400 N		
16 mm²		6	13.23 mm²	100 N	100 N		445 N		960 N	
-	22 mm²							1800 N		
25 mm²		4	21.15 mm²	135 N	135 N		623 N		1500 N	
		3	26.67 mm²				712 N			
35 mm²		2	33.62 mm²	190 N	190 N		801 N		2100 N	
	38 mm²							2500 N		
		1	42.41 mm²				890 N			
50 mm²		1/0	53.48 mm²		236 N		1113 N		3000 N	
	60 mm²							3200 N		
70 mm²		2/0	67.43 mm²		285 N		1235 N		4200 N	
95 mm²		3/0	85.01 mm²		351 N		1558 N		5700 N	
	100 mm²							3900 N		
120 mm²		4/0	107.22 mm²		427 N		2003 N		7200 N	
		250 MCM	127 mm²				2225 N			
150 mm²	150 mm²	300 MCM	152 mm²		427 N		2448 N	4100 N	9000 N	
185 mm²		350 MCM	177 mm²		503 N		2670 N		11100 N	
	200 mm²							4400 N		
		400 MCM	203 mm²				2893 N			
240 mm²		500 MCM	253 mm²		578 N		3560 N		14400 N	
	250 mm²							4600 N		
300 mm²		600 MCM	304 mm²		578 N		4005 N		18000 N	
	325 mm²							4800 N		

Cross section-related pull-out values

Gas tightness in crimp connections

A gas-tight crimp connection is the result of a defined crimping procedure. The wire strands in one or more conductors and a connector are joined into a largely homogeneous structure, with no clearances. This results in a durable, reliable connection that cannot be detached. In addition to the mechanical and electrical properties to be tested, a visual observation of the connection provides key information on the quality of the connection. To this end, grinding patterns or acquisitions are created by means of computer tomography. The porosity, breaking elongation, and the formation of the individual wire strands are assessed in this way.

A correctly executed crimp procedure is largely protected from gases such as sulfur-dioxide containing industrial environments, oxygen, salt spray, or other corrosive media. This prevents gases causing corrosion during the service life of the individual wire strands such that the electrical properties deteriorate as a result. The crimp connections of ferrules cannot be compared directly with connectors or cable lugs. They must be considered differently. Ferrules are used as splicing protection for class 2, 5, and 6 copper wires, that are flexible and highly flexible. The copper sleeve of the ferrule only has a material thickness of 0.15 to 0.45 mm. It is significantly thinner than that of cable lugs, for example. If the copper sleeve of a ferrule with a conductor cross section of 2.5 mm² has a material thickness of 0.3 mm, the material thickness of a comparable cable lug is 0.8 mm. DIN 46228 (parts 1-4) describes the mechanical testing and the envelope dimension check as of 2.5 mm² for class 5 copper wires in accordance with IEC 60228 for the crimping of ferrules. The electrical properties are evaluated together with the later application of the connection, e.g. within a terminal block. In harsh environments, corrosion-free contact areas are a real prerequisite for low-resistance and therefore high-performance connections. For this reason, the secure positioning of the connection in the terminal point must be ensured. The impact of aggressive media on the terminal point is evaluated in the terminal block standard for copper wire. The voltage drop in accordance with DIN EN 60947-7-1 must not exceed a value of 3.2 mV before or after the test, nor must it exceed 1.5 times the value measured at the start of the test.

In a gas-tight connection, it is assumed that the test object fulfills requirements of a test in a condensation changing climate with an atmosphere containing sulfur dioxide in accordance with DIN 50018 (AHT 2.0 S). This test consists of storage in a condensation changing climate with changing air humidity and temperatures. In the first test section, the test object is exposed to an SO2 volume concentration of 0.67% at a temperature of 40°C and a humidity of approx. 100% for 8 hours. After this test, the test objects are left to dry for 16 hours with the door open. This cycle is executed twice before the test objects are assessed.

When used correctly at contact points, Phoenix Contact crimping tools, ferrules, and connectors achieve a permanent gas-tight connection that cannot be impaired even by aggressive substances. Even aggressive media do not impact this connection.

View lengthways through the crimp

View vertically through the crimp

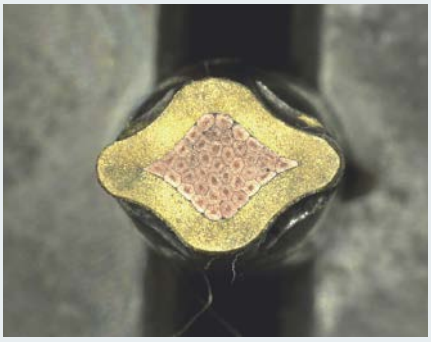

Micrograph

1000 V tests in accordance with EN 60900

In the strict safety regulations for working on live parts up to 1000 V AC and 1500 V DC, VDE-insulated tools take on a key role in addition to general safety measures. The IEC 60900 international standard places the highest requirements on the insulated tools. In addition to the specifications in terms of geometry and dimensions, the properties of the insulation material are above all defined here. Comprehensive tests complete the standard.

As such, the condition of the insulation and the inscriptions undergo a visual test. An impact test checks the resistance of the insulation layer against impacts. Breakages, flaking or cracks cannot occur, even at lower temperatures (depending on the category, from -25°C or -40°C). After an indentation test (semi-sphere with 5 mm diameter), the insulation is exposed to 70°C with 20 N for 2 hours. After cooling, the test point must not exhibit any electrical disruptive discharge, flashover or sparkover over a period of three minutes while a voltage of 5 kV is applied (r.m.s. value).

In dielectric tests, pre-conditioned tools (water bath or humidor storage) are exposed to a voltage test. A voltage of 10 kV is applied for three minutes. The discharge current must be less than 1 mA per 200 mm coating length of the hand tool.

Further tests are based on the adhesion strength of the insulation coating, the inscriptions' resistance to chemicals, and the combustion behavior. The positive outcome of the type proofing of a tool forms the basis for using the VDE logo, in conjunction with IEC 60900. Regular checks on the production sites and test points are also made through the respective VDE approval point. As part of these, among other things: Random product samples are taken from ongoing production and assessed.

The manufacturer carries out comprehensive testing during production that ensures that all of the requirements of the IEC 60900 are adhered to. The last hurdle is the test for electric strength. Each tool is tested at 10,000 V AC. Only after passing this test can a tool be referred to as VDE-certified and released for sale.

Marking of a VDE tool. The letter "C" indicates the possible use at low temperatures

The VDE-insulated and correspondingly marketed tools from Phoenix Contact provide the user with high quality and the greatest possible degree of safety when working with live parts up to 1000 V AC and 1500 V DC.

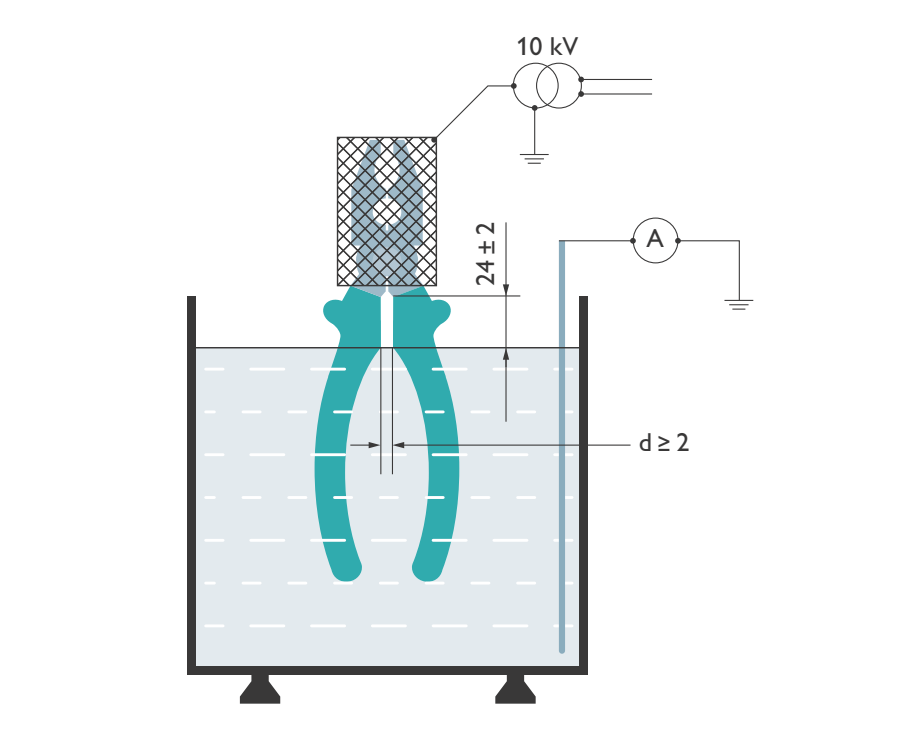

Device for voltage tests of insulated hand tools (DIN EN 60900 Figure 15)

Cutting

Cable processing starts with the trimming or cutting of the conductor or cable.

Conductors and cables in a wide range of sizes, shapes, and insulation can only be processed professionally and permanently with quality tools. Optimum leverage means that you only need to apply low manual force to generate maximum force in the cutting area.

When it comes to cutting conductors and cables in the upper cross section range up to 1400 mm², ratchet-driven cable cutters are the solution. Here, the finely stepped down drives also keep the required manual force to a minimum.

Both versions, with direct and indirect force transmission, feature special cutting geometries which help to ensure ease of movement and can be relied upon to produce burr-free right-angle cuts. Accidental deformation of the conductor is thereby prevented. The cutting method described above, which is also known as shear cutting, is listed under the generic term "splitting" in DIN 8588. The two blades move toward and past one another and cut (shear) the material without burring.

Bite cutting involves two wedge-shaped blades which move toward one another to cut the material. The wedge angle set for the blades is deliberately large and therefore stable. In addition to the hardening of the entire tool, the cutting area is subsequently hardened again inductively. This makes it possible to sever even extremely hard materials such as piano wire and spring steel with a tensile strength of up to 2300 N/mm² without damaging the tool. Bite cutting is suitable only to a limited extent for cutting through cables and lines.

When used appropriately, the CUTFOX cutting tools from Phoenix Contact can be relied upon for long-term stability and permanently consistent results.



Shear cutting



Bite cutting

Stripping

Stripping is the next step in the manufacturing process for creating a reliable crimp connection. In this case, a distinction is made between stripping and dismantling.

Stripping is used as a generic term as well as to describe the removal of insulation from conductors up to 16 mm². Dismantling describes the stripping process for large conductor cross sections and multi-strand or multi-layered conductors and cables.

Insulation can be removed professionally and quickly using the right stripping or dismantling tool. The length of insulation to be removed varies depending on the terminal point and connector. This is set by means of adjustable limit stops and ensures consistent stripping lengths.

If the insulation is removed, ensure that neither the single wires inside nor the braided shield are damaged. The remaining insulation must not be damaged by the grip pressure, although pressure points on and color changes in the insulation material are permitted. Further faults that need to be prevented are stipulated in DIN IEC 60352-2.

Blade geometries suitable for the application in question are used to process special insulation materials. V blades are used for both hard (e.g. Teflon/RADOX®) and soft rubber insulations (silicone). In contrast to the straight blade geometry, V blades cut the insulation all the way around, thereby reducing the tear-off force.

Phoenix Contact provides a wide range of dismantling and stripping tools for convenient, safe processing of different conductors, cables, and wire types.



Correctly stripped conductor in accordance with DIN IEC 60352-2



Stripping errors in accordance with DIN IEC 60352-2

Crimping, pressing, crushing

Crimping describes the joining of the contact and conductor mechanically.

In addition to crimping, two further terms are used, based on standards. The type of deformation plays a decisive role here. Based on the type of contact, a distinction is made between:

- **Crushing**, for insulated cable lugs
- **Pressing**, for ferrules, non-insulated cable lugs, and similar enclosed connectors.

If slip-on blade connectors are being processed, for example, this is called **crimping**.

Consider a number of important points in order to establish a reliable connection between contact and conductor:

- The conductor must be processed correctly
- The conductor and the contact must be compatible
- The conductor must be positioned correctly in the contact
- Select the correct crimping tool
- The conductor and contact are placed in the designated die nest of the pliers

Professional crimping pliers are always equipped with a releasing pressure lock. They unlock as soon as the required crimping pressure is attained. This rules out the possibility of too little pressure. This guarantees the user a constant crimping result with maximum pull-out values.

Automatic or semi-automatic crimping machines are often used when large numbers of contacts need to be processed.

The DIN EN 60352-2 and DIN EN 60999-1 standards are among the references used to subsequently assess crimping results. In addition to a variety of electrical and mechanical tests, conductor pull-out tests are the decisive criterion.

All tools in the CRIMPFOX series from Phoenix Contact are adjusted and tested according to the applicable standards. These tools ensure long-term stable, gas-tight crimping.

We recommend checking the crimp quality every 5000 cycles or once per year, using suitable, calibrated test equipment.

Precise

Precisely finished holes with a symmetrical crimping shape guarantee high-quality crimping results.

Effortless

Optimized leverage reduces the necessary operating forces by up to 30%.

Safe

The special grip contour and the use of non-slip plastics prevent unwanted hand slippage.

Ergonomic

The weight ratio is balanced out appropriately and the plastics are particularly skin-friendly.

Robust

The special design of the head area protects the tool.

Convenient

With a particularly small handle width, the tool fits perfectly in your hand.

Durable

The use of high-quality materials and components minimizes wear.

Process-reliable

An automatic cross section adjustment and manually releasable pressure lock ensure execution of the crimping process.

Force optimization

A fixed support pad reduces the necessary application of force.

Cutting and universal tools
CUTFOX/UNIFOX

With the CUTFOX range, Phoenix Contact offers the perfect cable cutter for every application. You receive different versions for processing cables up to 100 mm in diameter.

Our UNIFOX range covers a wide variety of tools for different applications: from universal tools, which combine several functions, and cable binder tools to cable duct cutters - we offer a whole host of applications.

Convenient and easy

The tools of the CUTFOX and UNIFOX product ranges feature comfortable handling and the highest quality:

- Durable, thanks to specially hardened and tempered blades
- Minimum effort, thanks to optimum leverage and cutting geometry
- Versatile use due to a wide range of products and multifunctionality

Maximum force transmission

Thanks to the ratchet mechanism, you only need to apply very low force, even for large conductor cross sections up to 100 mm in diameter.

One tool for two assembly steps

Cable binder tools tension and cut cable binders in a single step. If the tension force is reached, the remainder is automatically severed for a flush finish.

VDE-tested safety

The comprehensive range of VDE-tested combination tools ensures all applications are covered.

CUTFOX cutting tools

Cable cutters

Thanks to their special cutting geometry, the cable cutters ensure optimum results. Ergonomically designed handles help to prevent fatigue when working.

Type	Order No.	CUTFOX-ES	1212621	CUTFOX 12	1212128	CUTFOX 18	1212129
Diameter (cross section)		For Kevlar fibers and braided shield 1.5 mm² solid and 6 mm² stranded		For stranded Al/Cu wires up to 12 mm Ø (up to 35 mm²)		For stranded Al/Cu wires up to 18 mm Ø (up to 50 mm²)	

The cable cutters meet the applicable VDE standards and are therefore safe, even if live conductors and cables are cut.

Type	Order No.	CUTFOX 16 VDE	1212126	CUTFOX 25 VDE	1212127	CUTFOX-LB VDE	1212527
Diameter (cross section)		For stranded Al/Cu wires up to 16 mm Ø (up to 50 mm²)		For stranded Al/Cu wires up to 25 mm Ø (up to 70 mm²)		For stranded Al/Cu wires up to 50 mm Ø (up to 6 mm x 16 mm x 0.8 mm)	

1000 V AC/
1500 V DC

Ratchet cable cutters

One and two-hand ratchet cable cutters with ratchet function for minimum effort, unlockable, for cutting copper and aluminum up to 100 mm in diameter (1400 mm²) without crushing.

Type	Order No.	CUTFOX 45	1212132	CUTFOX 62	1212134	CUTFOX 100	1212135
		CUTFOX 52	1212133				
Diameter (cross section)		For stranded Al/Cu wires up to 45 mm Ø (up to 300 mm²), up to 52 mm Ø (up to 300 mm²)		For stranded Al/Cu wires up to 62 mm Ø (up to 750 mm²)		For stranded Al/Cu wires up to 100 mm Ø (up to 1400 mm²)	

Ratchet cable cutters from Phoenix Contact are ideal for long-term use, thanks to their sturdy design.

Type	Order No.	CUTFOX 25	1212130	CUTFOX 35	1212131	CUTFOX 50 STEEL	1212526
Diameter (cross section)		For stranded Al/Cu wires up to 25 mm Ø (up to 185 mm²)		For stranded Al/Cu wires up to 35 mm Ø (up to 300 mm²)		For stranded Al/Cu wires - 50 mm Ø (300 mm²), stranded steel cable - 12 mm Ø	

Special cutting tools

The CUTFOX FBS cutting tool is suitable for cutting out individual bars from FBS... plug-in bridges from the CLIPLINE complete terminal block range.

FB … screw bridges can be cut to length with the CUTFOX FB without crushing them.

Type	Order No.	CUTFOX-FBS	1212124	CUTFOX-FB	1205985	
Cutting capacity		FBS...-4 to FBS...-8 plug-in bridges and EB... insertion bridges		FBI fixed bridges 10 - 6... FBI 10-12		

CUTFOX cutting tools

Diagonal cutters

The VDE-insulated diagonal cutters with inductively hardened precision cutting ensure long-term stable cutting performance and therefore a clean cut, for both soft and hard wires (piano wire).

1000 V AC/
1500 V DC

1000 V AC/
1500 V DC

1000 V AC/
1500 V DC

Type	Order No.					
		CUTFOX-S VDE	1212207	CUTFOX-SP VDE	1212206	CUTFOX-SP BOLT VDE	1212831
		CUTFOX-S VDE M	1212830			

The CUTFOX-SE diagonal cutters are slightly angled and thus offer convenient use. The LM version is a multifunctional tool for cutting, bending, stripping and crimping ferrules.

Type	Order No.				
		CUTFOX-SE	1212832	CUTFOX-SE LM	1212833

UNIFOX universal tools

Combination pliers

The VDE-insulated combination pliers are available in straight and ergonomic, angled form with spring reset, with interlocking gripping surfaces, integrated M8 - M10 ring key, and blade.

1000 V AC/
1500 V DC

1000 V AC/
1500 V DC

1000 V AC/
1500 V DC

Type	Order No.					
		UNIFOX-C VDE	1212202	UNIFOX-C VDE M	1212834	UNIFOX-CE VDE	1212203

Needle-nose pliers, flat-nose and round-nose pliers

The ergonomically shaped UNIFOX-PE VDE has an opening spring and a locking device. The stripping and crimping unit for ferrules from 1.5 to 2.5 mm² and the integrated M8 ... M10 ring key make the tool multifunctional.

1000 V AC/
1500 V DC

1000 V AC/
1500 V DC

1000 V AC/
1500 V DC

Type	Order No.					
		UNIFOX-P VDE	1212204	UNIFOX-PC VDE	1212205	UNIFOX-PE VDE	1212529

The gripping surfaces of the flat-nosed and round-nose pliers are finely notched in order to grip workpieces securely without damaging them.

The UNIFOX SR 6 pliers are designed for assembling Sunclix crimp contacts.

1000 V AC/
1500 V DC

1000 V AC/
1500 V DC

Type	Order No.					
		UNIFOX-F VDE	1212363	UNIFOX-R VDE	1212364	UNIFOX SR 6	1200137

UNIFOX universal tools

Screw/water pump pliers

The notched gripping surfaces of the UNIFOX-WP ensure an optimum grip.

The UNIFOX-WRENCH has flat gripping surfaces to avoid damage to the surfaces.

Type	Order No.	UNIFOX-WP	1212365	UNIFOX-WRENCH	1212835

Blind rivet pliers

UNIFOX-RVT M blind rivet pliers

The pliers have a compact, ergonomic, and angled body, with three inserts for the following rivet diameters:

2.4 ... 3.2 mm, 4 mm, and 4.8 ... 5.0 mm

UNIFOX-HP punch pliers

The nickel-plated punch pliers are equipped with a round mandrel 2 mm in diameter. The jaw depth is 30 mm.

Type	Order No.	UNIFOX-RVT M	1212476		UNIFOX-HP	1212625

Rivet diameter/length			Aluminum/steel rivets	
2.4/8 mm, for UW 4... terminal blocks	silver		RVT-AL/ST 2,4L/8	3240548
3/6 mm	silver		RVT-AL/ST 3/6	3240504
3/8 mm	silver		RVT-AL/ST 3/8	3240505
3/10 mm	silver		RVT-AL/ST 3/10	3240506
3/12 mm, for UW 10/16…, RW 5… terminal blocks	silver		RVT-AL/ST 3/12	3240507
3.2/6 mm	silver		RVT-AL/ST 3,2/6	3240509
3.2/8 mm	silver		RVT-AL/ST 3,2/8	3240510
3.2/10 mm	silver		RVT-AL/ST 3,2/10	3240511
3.2/12 mm	silver		RVT-AL/ST 3,2/12	3240512
4/6 mm	silver		RVT-AL/ST 4/6	3240513
4/8 mm	silver		RVT-AL/ST 4/8	3240514
4/10 mm	silver		RVT-AL/ST 4/10	3240515
4/12 mm	silver		RVT-AL/ST 4/12	3240516
4/14 mm, for UW 25, RW 8 ... terminal blocks	silver		RVT-AL/ST 4/14	3240517
4.8/6 mm	silver		RVT-AL/ST 4,8/6	3240518
4.8/8 mm	silver		RVT-AL/ST 4,8/8	3240519
4.8/10 mm	silver		RVT-AL/ST 4,8/10	3240520
4.8/12 mm	silver		RVT-AL/ST 4,8/12	3240521
4.8/14 mm	silver		RVT-AL/ST 4,8/14	3240553
4.8/16 mm	silver		RVT-AL/ST 4,8/16	3240522
Rivet nozzle, long, specially designed for rivet	3240548	UNIFOX-RVT M/BIT 2,4 L	1212477	

Cable binder tools

Tension and cut cable binders in one step with the ergonomic cable binder tools for plastic and stainless steel cable binders. The continuously adjustable tension force is indicated by a scale in the handle area. If the tension force is reached, the remainder is automatically severed for a flush finish.

Type	Order No.	UNIFOX-CT 4,8	1212475	UNIFOX-CT 4,8P	1212609	UNIFOX-CT M 7,9	1212610
Description		For plastic cable binders up to 4.8 mm wide		For plastic cable binders up to 4.8 mm wide		For stainless steel cable binders up to 7.9 mm wide	

CUTFOX cutting tools

Cable duct cutters

The cable duct cutters can easily cut through ducts and covers up to 75 mm wide. The universal limit stop allows you to make both right-angled and bevel cuts.

The PPS-CD M cable duct cutter cuts ducts and covers up to 125 mm wide and 2.5 mm thick without burring in seconds.

Type	Order No.	CUTFOX-CD	1212474	PPS CD M	1207569
Accessories					
Replacement blade				PPS CD BLADE	1207572
Replacement counter support				PPS CD M COHO	1208995
Replacement limit stop 90°		CUTFOX-CD/ES 90	1200289		

Profile cutting tools

PPS BASIC I/M is a lightweight profile cutter.

PPS STANDARD… and PPS CLASSIC… can be fitted with two stamping bits for round and elongated holes. PPS CLASSIC… with its quick change mechanism is the best choice if hole formats are changed on a frequent basis.

Type	Order No.			PPS STANDARD M	1206175	PPS CLASSIC M	1206243
				With metric measuring rail		With metric measuring rail	
Type	Order No.	PPS BASIC I/M	1207585	PPS STANDARD I/M	1206230	PPS CLASSIC I/M	1206256
		With inch/metric measuring rail		With inch/metric measuring rail		With inch/metric measuring rail	
Description		For standard DIN rails		Each for standard DIN rails		Each for standard DIN rails	
		NS 15/NS 35/7,5/NS 35/15/NLS-CU 3/10		NS 15/NS 32/NS 35/7,5/NS 35/15		NS 15/NS 32/NS 35/7,5/NS 35/15	
				NLS-CU 3/10 and two hole punches		NLS-CU 3/10 and two hole punches	
Accessories							
Stamping bit for elongated holes (lengthways)							
3.5 x 12 mm				PPS-ST (3,5 x 12) L			1203563
4.5 x 12 mm				PPS-ST (4,5 x 12) L			1203534
5.5 x 12 mm				PPS-ST (5,5 x 12) L			1202603
6.5 x 15 mm				PPS-ST (6,5 x 15) L			1202593
Stamping bit for elongated holes (vertical)							
3.5 x 12 mm				PPS-ST (3,5 x 12) Q			1203550
4.5 x 12 mm				PPS-ST (4,5 x 12) Q			1203547
5.5 x 12 mm				PPS-ST (5,5 x 12) Q			1203411
6.5 x 15 mm				PPS-ST (6,5 x 15) Q			1203408
Stamping bit for round holes							
3.8 mm Ø				PPS-ST (3,8)			1204892
4.3 mm Ø				PPS-ST (4,3)			1202616
5.3 mm Ø				PPS-ST (5,3)			1202629
6.4 mm Ø				PPS-ST (6,4)			1202632
7.0 mm Ø				PPS-ST (7,0)			1204889
8.4 mm Ø				PPS-ST (8,4)			1202726
Hydraulic cylinder							
For connection to an existing hydraulic system				PPS HYDRAULIC CYL	1208924		
Operating pressure: 160 ... 220 bar				Only for PPS STANDARD			
Single-action with spring reset, G1/4" connection thread							

Stripping tools
WIREFOX

The WIREFOX product range provides the perfect tool for every form of stripping. WIREFOX precision tools impress with their ergonomic design and specially hardened blades with special geometries.

Safe, fast, and clean stripping

Process all types of conductor with standard or special insulation quickly and safely.

- Broad field of application, thanks to multifunctional design
- Fatigue-free and non-slip handling, thanks to the ergonomic handle design
- Durable, thanks to high-quality components and materials

Precise and safe stripping

The WIREFOX stripping tools can strip conductors and cables with standard or special insulation quickly, precisely, and reliably.

Easy blade replacement

The construction of the pliers allows the blade cassettes to be replaced with ease, such as for processing special insulation.



Multi-stage stripping

The CUTFOX-D CX stripping tools enable multi-stage stripping of coaxial cables in a single step.

WIREFOX stripping tools

Stripping pliers for conductors and cables

WIREFOX stripping pliers feature an automatic adjustment mechanism for a wide range of different types of insulation and conductor diameters. Particularly useful are the integrated wire cutter and the flexibly adjustable limit stop for the stripping length.

Type	Order No.	WIREFOX 10	1212150	WIREFOX-E 10	1212706	WIREFOX 16	1212155
With laser engraving upon customer request		WIREFOX 10 CUS	1212760			WIREFOX 16 CUS	1212761
Conductor	[mm²]/AWG	0.02 … 10/34 … 8		0.02 … 10/34 … 8		4 … 16/12 … 5	
Stripping length up to ...	[mm]	18		18		18	
Insulation type		Default		Default		Default	
Wire cutter solid/stranded	[mm²]/AWG	1.5/16/10/8		1.5/16/10/8		1.5/16/12/8	
Accessories							
Replacement blade		WIREFOX 10/SB	1212152	WIREFOX 10/SB	1212152	WIREFOX 16/SB	1212153
Replacement limit stop		WIREFOX 10/WS	1200285	WIREFOX 10/WS	1200285	WIREFOX 10/WS	1200285
Replacement clamping jaws		WIREFOX 10/CJ	1200286	WIREFOX 10/CJ	1200286	WIREFOX 16/CJ	1200287

The blade dies are compatible with all types of pliers and can be replaced in just a few steps. Basic pliers therefore cover a range of applications.

Type	Order No.	WIREFOX-E 16	1212707	WIREFOX 4	1212156	WIREFOX-E 4	1212704
				WIREFOX 4 CUS	1212762		
Conductor	[mm²]/AWG	4 … 16/12 … 5		0.1 … 4/28 … 12		0.1 … 4/28 … 12	
Stripping length up to ...	[mm]	18		18		18	
Insulation type		Default		Special insulation, e.g. PTFE		Special insulation, e.g. PTFE	
Wire cutter solid/stranded	[mm²]/AWG	1.5/16/10/8		1.5/16/10/8		1.5/16/10/8	
Accessories							
Replacement blade		WIREFOX 16/SB	1212153	WIREFOX 4/SB	1212151	WIREFOX 4/SB	1212151
Replacement limit stop		WIREFOX 10/WS	1200285	WIREFOX 10/WS	1200285	WIREFOX 10/WS	1200285
Replacement clamping jaws		WIREFOX 16/CJ	1200287	WIREFOX 10/CJ	1200286	WIREFOX 10/CJ	1200286

The WIREFOX pliers allow for a fatigue-free and non-slip handling, thanks to the ergonomic handle design.

The angled WIREFOX-E versions offer an ergonomic solution for use at the workbench.

Type	Order No.	WIREFOX 6SC	1212158	WIREFOX-E 6SC	1212705
With laser engraving upon customer request		WIREFOX 6SC CUS	1212763		
Conductor	[mm²]/AWG	1.5 … 6/16 … 10		1.5 … 6/16 … 10	
Stripping length up to ...	[mm]	18		18	
Insulation type		Short-circuit-proof cond., rubber insulation		Short-circuit-proof cond., rubber insulation	
Wire cutter solid/stranded	[mm²]/AWG	1.5/16/10/8		1.5/16/10/8	
Accessories					
Replacement blade		WIREFOX 6SC/SB	1212314	WIREFOX 6SC/SB	1212314
Replacement limit stop		WIREFOX 10/WS	1200285	WIREFOX 10/WS	1200285
Replacement clamping jaws		WIREFOX 10/CJ	1200286	WIREFOX 10/CJ	1200286

WIREFOX stripping tools

Stripping pliers for sensor/actuator cables

Multi-stranded sensor/actuator (SAC) cables can be processed conveniently and easily with the WIREFOX-SAC... tools. The specially shaped blade geometries prevent damage to the conductors inside.

Type	Order No.	WIREFOX 16-1	1212157	WIREFOX SAC	1212623	WIREFOX SAC-1	1212757
Conductor/cable diameter	[mm]	6 … 16 mm²/23 AWG: 10 … 5		4.4 … 7		3.2 … 4.4	
Stripping length up to ...	[mm]	Any		Any		Any	
Insulation type		Default		SAC cables		SAC cables	
Accessories							
Replacement blade		WIREFOX 16-1/SB	1204944	WIREFOX SAC/SB	1200282	WIREFOX SAC-1/SB	1200283

Stripping pliers for AS-Interface flat-ribbon conductors

The WIREFOX FC and WIREFOX ASI are ideal for fast and precise stripping of flat-ribbon conductors. The WIREFOX ASI is specially geared towards the AS-Interface cables. Cable cutouts, cable tap-offs, and shield connections can be implemented easily and quickly with the WIREFOX-D SHIELD.

Type	Order No.	WIREFOX ASI	1212154	WIREFOX FC	1212619	WIREFOX-D SHIELD	1212172
Insulation type		AS-Interface flat-ribbon conductor		Flat-ribbon conductors			
Stripping length	[mm]	Any		Any, stripping width up to 12 mm			
Cable diameter	[mm]					8 … 9	
Maximum insulation thickness	[mm]					1.2	
Replacement blade		WIREFOX ASI/SB	1208076	WIREFOX FC/SB	1200284		

Stripping pliers for cable cutouts and shield connections

The compact, ergonomically shaped WIREFOX 2,5 ensures clean stripping results, thanks to the special lamellar blades. Furthermore, it is equipped with a cutter and length stop.

Type	Order No.	WIREFOX 2,5	1212368				
Conductor	[mm²]/AWG	0.08 … 2.5/28 … 14					
Stripping length up to ...	[mm]	15					
Insulation type		Default					
Wire cutter solid/stranded	[mm²]/AWG	2.5/14/6/10					
Accessories							
Replacement blade		WIREFOX 2,5/SB	1212369				
Replacement limit stop		WIREFOX 2,5/WS	1212370				

WIREFOX stripping tools

Stripping pliers

The WIREFOX-MP VDE is a multifunctional tool which is suitable for both the stripping and dismantling of indoor installation cables, e.g. NYM. The VDE-insulated cutting and stripping pliers allow the user to process the conductor and cable quickly and easily.

Type	Order No.	WIREFOX-MP VDE	1212528	WIREFOX 10 VDE	1212366	
Conductor	[mm²]/AWG	0.2 … 10/24 … 8		0.2 … 10/24 … 8		
Stripping length up to ...	[mm]			20		
Insulation type		Default		Default		

WIREFOX stripping tools

Stripping tools for dismantling

The WIREFOX-D 11 stripping tool strips single and multi-strand signal, control, and fiberglass cables up to 11 mm in diameter and 1 mm thick precisely and repeatably. The settings are made quickly and with high precision.

Type	Order No.	WIREFOX-D 11	1212160			
Conductor/cable diameter	[mm]	2.5 … 11				
Max. insulation thickness	[mm]	1.0				
Stripping length	[mm]	Any				
Replacement blade		WIREFOX-D 11/SB	1212312			

The WIREFOX-D SR 6 is ideal for use with MC 3,4 and Solarlok contacts, while the WIREFOX-D SR 6-1 is suitable for SUNCLIX field plugs. The WIREFOX-CX 6,35 is a stripping tool for CATV type F. The compact tools are convenient and easy to use. The WIREFOX-D SR... are also suitable for processing short-circuit-proof conductors.

Type	Order No.	WIREFOX-D SR 6	1212507	WIREFOX-D SR 6-1	1212511	WIREFOX-CX 6,35	1212733
Conductor	[mm²]	2.5 … 6		2.5 … 6		RG 59 and RG 6	
Stripping length	[mm]	8.5		15		6.35	
Conductor type		Solar/rubber		Solar/rubber		Coaxial	

WIREFOX stripping tools

Stripping tools for dismantling

With the WIREFOX-D 13 stripping tool, round cables such as NYM cables of 3 x 1.5 mm² up to 5 x 2.5 mm² can be processed quickly and easily. The shape of the tool allows for the application directly in the distribution and junction box. It is equipped with a longitudinal and round cut unit for the sheath as well as with a stripping range for conductors from 0.2 to 4 mm². It also has a sliding knife.

Type	Order No.	WIREFOX-D 13	1212162
Conductor/cable diameter	[mm]	8 … 13	
Conductor	[mm²]	0.2 … 4	

Conductors and cables with standard and special insulations in a diameter range from 4 to 16 or 8 to 28 mm can be stripped precisely with these tools. The WIREFOX-D 16 is mainly used for processing FO cables.

Type	Order No.	WIREFOX-D 16	1212173	WIREFOX-D 28	1212174
Conductor/cable diameter	[mm]	4 … 16		8 … 28	

The robust WIREFOX-D 40 strips conductors and cables with a diameter of up to 40 mm. The swivel blade can be used to make round, longitudinal, and spiral cuts. The special blade geometry and the special operating principle stand for long-term use and make the tool a problem solver for special insulations.

Type	Order No.	WIREFOX-D 40	1212161
Conductor/cable diameter	[mm]	4.5 … 40	
Max. insulation thickness	[mm]	4.5	
Replacement blade		WIREFOX-D 40/SB	1212313

Stripping tools for multi-stage dismantling of coaxial cables

The WIREFOX-D CX ... stripping tools allow you to easily perform multi-stage stripping of coaxial cables with a diameter of 2.5 to 7.5 mm in a single step. The cable remains undamaged, thanks to the central fine adjustment of the stripping blade. The blade cassettes are compatible with the respective tool and are therefore interchangeable.

Type	Order No.			Accessories - replacement blade	
2-stage/strip-off dimension l1 = 6.0 mm		WIREFOX-D CX-1	1212163	WIREFOX-D CX-1/SB	1212303
2-stage/strip-off dimension l1 = 9.2 mm		WIREFOX-D CX-2	1212164	WIREFOX-D CX-2/SB	1212304
2-stage/strip-off dimension l1 = 12 mm		WIREFOX-D CX-3	1212165	WIREFOX-D CX-3/SB	1212305
2-stage/strip-off dimension l1 = 6.8 mm		WIREFOX-D CX-4	1212166	WIREFOX-D CX-4/SB	1212306
3-stage/strip-off dimension l1 = 5.5 mm and l2 = 5.5 mm		WIREFOX-D CX-5	1212167	WIREFOX-D CX-5/SB	1212307
3-stage/strip-off dimension l1 = 2.7 mm and l2 = 8.3 mm		WIREFOX-D CX-6	1212168	WIREFOX-D CX-6/SB	1212308
3-stage/strip-off dimension l1 = 6.0 mm and l2 = 6.0 mm		WIREFOX-D CX-7	1212169	WIREFOX-D CX-7/SB	1212309
3-stage/strip-off dimension l1 = 2.5 mm and l2 = 6.8 mm		WIREFOX-D CX-8	1212170	WIREFOX-D CX-8/SB	1212310
3-stage/strip-off dimension l1 = 3.5 mm and l2 = 7.5 mm		WIREFOX-D CX-9	1212171	WIREFOX-D CX-9/SB	1212311

Portable crimping device CRIMPHANDY

Traditional conductor preparation involves two work steps, two tools and a lot of time. The CRIMPHANDY from Phoenix Contact revolutionizes this process: Only one tool, one work step and time savings of around 75%.

The CRIMPHANDY is a portable hand-held device for stripping conductors and crimping ferrules in one step, which takes less than two seconds. Automatic monitoring functions ensure optimum, high-quality crimping every time.

Now UL-certified

Phoenix Contact was one of the first tool manufacturers to have ferrules in combination with crimping tools and crimping devices, such as the CF CRIMPHANDY, certified in accordance with the new UL 486F standard. Together with conformity with DIN 46228 (1-4), this allows us to fulfill global market requirements in the areas of quality, safety and compatibility.



Easy operation

Incorrect operation is nearly impossible, thanks to the automatic stripping and crimping function. Insert a conductor, automatically strip and crimp it – and you're done!

Uninterrupted work

An integrated magazine contains ferrules in strip form. Its automatic feed enables multiple conductors to be crimped without interruption.

Cutting

The CRIMPHANDY CUTTER lets you cut conductors to the right length correctly and easily. The practical cutter is quick and easy to install.

CRIMPHANDY portable crimping device

CRIMPHANDY

The CRIMPHANDY represents innovation for switchgear manufacturing. You can strip and crimp your conductors in under two seconds using this portable hand-held device. That's 75% less time than before. The CRIMPHANDY impresses with its easy, effortless handling, which helps protect your joints, muscles and tendons.

- The compact lightweight is ideal for mobile use in the field. Up to 2000 crimping operations can be performed, thanks to the high-performance lithium-ion polymer battery.
- Automatic cross section monitoring prevents faulty crimping as a result of incorrect conductor sizes.
- The attachable waste receptacle catches the discarded insulation. It thereby helps to ensure a clean working environment.

Type	Order No.	CF CRIMPHANDY 0,5	1212463	CF CRIMPHANDY 0,75	1212464	CF CRIMPHANDY CUTTER	1212520
Weight	[kg]	0.43		0.43			
Conductor	[mm2]	0.5		0.75		0.5 - 1.5	
Working cycle	[s]	< 2		< 2			
Crimping		Square crimp		Square crimp			
Dimensions W x H x L	[mm]	43 x 70 x 205		43 x 70 x 205			
Description		**Portable hand-held device**, battery-powered, for processing taped ferrules with function end, suitable for PVC insulated conductors (H05V-K), incl. battery, charger, CUTFOX 12 cable cutter, service tool for troubleshooting, and one strip of ferrules, packed in a robust case.				Cutting unit, for CF CRIMPHANDY..., for stranded copper wires from 0.5 ... 1.5 mm², incl. receptacle tray.	
Taped ferrules, with function end, 8 mm, with plastic sleeve, in accordance with DIN 46228-4: 1990-09 and UL 486F, UL-certified, white, 50 pieces per strip, 20 strips per pcs./pkt.		c UL us		c UL us			
Gray, in accordance with DIN 46228-4 and UL 486F				**AI 0,75-8 GY-S**	1212522		
Blue, in accordance with NF C63-023				**AI 0,75-8 BU-S**	1212785		
White, special color				**AI 0,75-8 WH-S**	1212783		
White, in acc. with DIN 46228-4, UL 486F, NF C 63-023		**AI 0,5-8 WH-S**	1212521				
Orange, special color		**AI 0,5-8 OG-S**	1212784				
Accessories							
Replacement charger for CF CRIMPHANDY..., 100 … 240 V		**CF CRIMPHANDY/CHARGER**	1212519	**CF CRIMPHANDY/CHARGER**	1212519		
Spare service tool, for CF CRIMPHANDY..., to rectify faults		**CF CRIMPHANDY 0,5/SERVICE-TOOL**	1212787	**CF CRIMPHANDY 0,75/SERVICE-TOOL**	1212786		

CRIMPHANDY portable crimping device

CRIMPHANDY

- The optionally available cutting unit provides a convenient option of cutting the conductors to length right on the device.
- Ferrules are automatically fed in, enabling multiple conductors to be crimped one after another without interruption. The sleeves in strip form are inserted via the integrated magazine.
- The sleeves can be reloaded within a matter of seconds. The special sleeves with function end prevent incorrect insertion.
- The square crimp mold is particularly suited to the terminal blocks from the CLIPLINE complete system: UT screw connection terminal blocks, ST spring-cage connection terminal blocks, PT Push-in connection terminal blocks and COMBI pluggable connection solutions.

Type	Order No.	CF CRIMPHANDY 1,0	1212465	CF CRIMPHANDY 1,5	1212466	CF CRIMPHANDY/ACCU	1212518
Weight	[kg]	0.43		0.43			
Conductor	[mm2]	1.0		1.5			
Arbeitstakt	[s]	< 2		< 2			
Crimping		Square crimp		Square crimp			
Dimensions W x H x L	[mm]	43 x 70 x 205		43 x 70 x 205			
Description		**Portable hand-held device**, battery-powered, for processing taped ferrules with function end, suitable for PVC insulated conductors (H05V-K/H07V-K), incl. battery, charger, CUTFOX 12 cable cutter, service tool for troubleshooting, and one strip of ferrules, packed in a robust case.				**Replacement battery**, for CF CRIMPHANDY..., Li-ion 7.4 V, 0.68 Ah	
Taped ferrules, with function end, 8 mm, with plastic sleeve, in accordance with DIN 46228-4: 1990-09 and UL486F, UL-certified, white, 50 pieces per strip, 20 strips per pcs./pkt.		c UL us		c UL us			
Black, in acc. with DIN 46228-4, UL 486F, NF C 63-023				**AI 1,5-8 BK-S**	1212524		
Red, special color				**AI 1,5-8 RD-S**	1212781		
Red, in acc. with DIN 46228-4, UL 486F, NF C 63-023		**AI 1,0-8 RD-S**	1212523				
Yellow, special color		**AI 1,0-8 YE-S**	1212782				
Accessories							
Replacement charger for CF CRIMPHANDY..., 100 … 240 V		**CF CRIMPHANDY/CHARGER**	1212519	**CF CRIMPHANDY/CHARGER**	1212519		
Spare service tool, for CF CRIMPHANDY..., to rectify faults		**CF CRIMPHANDY 1,0/SERVICE-TOOL**	1212759	**CF CRIMPHANDY 1,5/SERVICE-TOOL**	1212708		

Crimping tools
CRIMPFOX

The extensive CRIMPFOX product range offers the professional user a new generation of crimping pliers. A special power transmission principle reduces the amount of force required by up to 30%. The optimum handle geometry also makes for light and comfortable working. The integrated pressure lock ensures long-term stable, high-quality, gas-tight crimping.

Professional crimping

Mechanical crimping pliers can be used to crimp all types of contact safely and effortlessly.

- Easy and convenient handling, thanks to the ergonomic handle design
- Durable, thanks to high-quality components and raw materials
- Process-reliable, thanks to the integrated pressure lock
- The optimum leverage allows for an effortless application

The right pliers for every application

Depending on the area of application, you can choose between tools with lateral or front crimp entry.

High-quality crimping

Precise dies and an integrated pressure lock ensure long-term stable, gas-tight crimping. The releasable pressure lock makes sure that the crimp cycle is carried out in full.

One for all

With their easily interchangeable dies, the CRIMPFOX series of universal crimping pliers can be used to process a wide range of contacts up to 120 mm^2.

Overview of crimping tools for ferrules, connectors, and more

Ferrules for insulated and non-insulated contacts

Crimping tool designation	Order No.	Conductor cross section [mm²]	Conductor cross section [AWG]	Page
CRIMPFOX 2,5-M	1212719	0.25 … 2.5	24 … 14	**34**
CRIMPFOX 6	1212034	0.25 … 6	24 … 10	**34**
CRIMPFOX 6-M	1212720	0.25 … 6	24 … 10	**34**
CRIMPFOX 6S-F	1212043	0.5 … 6	20 … 10	**34**
CRIMPFOX 6T	1212037	0.25 … 6	24 … 10	**34**
CRIMPFOX 6T-F	1212038	0.25 … 6	24 … 10	**34**
CRIMPFOX 10	1212721	4 … 10	12 … 8	**34**
CRIMPFOX 25R	1212039	10 … 25	8 … 4	**34**
CRIMPFOX 50R	1212041	35 … 50	2 … 1	**34**
CRIMPFOX CENTRUS 6S	1213144	0.14 … 6	26 … 10	**34**
CRIMPFOX CENTRUS 10S	1213154	0.14 … 10	26 … 8	**34**
CRIMPFOX CENTRUS 6H	1213146	0.14 … 6	26 … 10	**34**
CRIMPFOX CENTRUS 10H	1213156	0.14 … 10	26 … 8	**34**
CRIMPFOX 16R TWIN	1212845	2 x 6, 10, 16	2 x 10, 8, 4	**34**

Cable lugs and connectors

Crimping tool designation	Order No.	Conductor cross section [mm²]	Conductor cross section [AWG]	Page
CRIMPFOX-RCI 1	1212055	0.14 … 1	26 … 18	**35**
CRIMPFOX-RCI 1-M	1212727	0.14 … 1	26 … 18	**35**
CRIMPFOX-RCI 2,5	1212053	0.5 … 2.5	20 … 14	**35**
CRIMPFOX-RCI 2,5-M	1212728	0.5 … 2.5	20 … 14	**35**
CRIMPFOX-RCI 6	1212057	0.5 … 6	20 … 10	**35**
CRIMPFOX-RCI 6-M	1212730	0.5 … 6	20 … 10	**35**
CRIMPFOX-RCI DIN 6	1212729	0.5 … 6	20 … 10	**35**
CRIMPFOX-RCI 6-1	1212059	0.5 … 6	20 … 10	**35**
CRIMPFOX-HS 6 (shrink connector)	1212722	0.5 … 6	20 … 10	**35**

Non-insulated cable lugs

Crimping tool designation	Order No.	Conductor cross section [mm²]	Conductor cross section [AWG]	Page
CRIMPFOX RC 2,5	1212063	0.75 … 2.5	22 … 14	**36**
CRIMPFOX-RC 2,5-M	1212723	0.75 … 2.5	22 … 14	**36**
CRIMPFOX-RC 6	1212710	0.5 … 6	20 … 10	**36**
CRIMPFOX-RC 6-M	1212724	0.5 … 6	20 … 10	**36**
CRIMPFOX RC 10	1212061	4 … 10	12 … 8	**36**
CRIMPFOX RC 25	1212065	10 … 25	8 … 4	**36**
CRIMPFOX-RCT 16 (tubular cable lugs)	1212731	4 … 16	12 … 4	**36**
CRIMPFOX RCT 25-1 (tubular cable lugs)	1212066	10 … 25	8 … 4	**36**
CRIMPFOX-RCT 70 (tubular cable lugs)	1212732	10 … 70	8 … 00	**37**

Non-insulated slip-on sleeves

Crimping tool designation	Order No.	Conductor cross section [mm²]	Conductor cross section [AWG]	Page
CRIMPFOX-SC 1,5	1212048	0.1 … 1.5	26 … 16	**37**
CRIMPFOX-SC 1,5-M	1212725	0.1 … 1.5	26 … 16	**37**
CRIMPFOX-SC 6L	1212052	0.5 … 6	22 … 10	**37**
CRIMPFOX-SC 6	1212050	0.5 … 6	22 … 10	**37**
CRIMPFOX-SCA 2,5-M	1212726	1 … 2.5	18 … 14	**37**

Turned contacts

Crimping tool designation	Order No.	Conductor cross section [mm²]	Conductor cross section [AWG]	Page
CRIMPFOX-TC 4	1212113	0.14 … 4	26 … 12	**38**
CRIMPFOX-TC 10	1212114	4 … 10	12 … 8	**38**
CRIMPFOX-TC MP	1212510	0.08 … 2.5	28 … 14	**38**
CRIMPFOX-TC MP-1	1212620	0.08 … 2.5	28 … 14	**38**

Overview of crimping tools for ferrules, connectors, and more

Reel ferrules

Crimping tool designation	Order No.	Conductor cross section [mm²]	Conductor cross section [AWG]	Page
CRIMPFOX 4 IN 1	1200101	0.5 … 2.5	20 … 14	**36**

Coaxial connectors/fiber optic connectors

Crimping tool designation	Order No.	Hex wrench width across flats [mm]	Page
CRIMPFOX-FO 5,41	1212099	3.25/3.84/4.52/5.0/5.41	**38**
CRIMPFOX-CX 4,52	1212094	1.69/3.25/4.52	**38**
CRIMPFOX-CX 6,48	1212095	1.69/5.41/6.48	**38**
CRIMPFOX-CX 9,14	1212096	1.73/8.23/9.14	**39**
CRIMPFOX-CX 10,54	1212097	2.54/10.54	**39**
CRIMPFOX-CX 10,90	1212098	2.54/10.90	**39**
CRIMPFOX-CX 4,52-M	1212713	1.69/3.25/4.52	**38**
CRIMPFOX-CX 5,41-M	1212712	0.7/1.07/1.69/3.25/4.52/5.41	**38**
CRIMPFOX-CX 6,48-M	1212714	1.69/5.41/6.48	**38**
CRIMPFOX-CX 7,06 HD-M	1212718	1.04/4.52/6.48/7.06	**38**
CRIMPFOX-CX 10,90-1	1212715	1.69/2.54/5.41/10.90	**39**

D-SUB contacts

Crimping tool designation	Order No.	Conductor cross section [mm²]	Conductor cross section [AWG]	Page
CRIMPFOX-DSUB 5	1212111	0.08 … 0.5	28 … 22	**39**
CRIMPFOX-DSUB 5-1	1212711	0.05 … 0.5	30 … 22	**39**
CRIMPFOX-TC MP	1212510	0.08 … 1.0	28 … 18	**38**

Solar connectors

Crimping tool designation	Order No.	Conductor cross section [mm²]	Conductor cross section [AWG]	Page
CRIMPFOX-SR 6-1	1212467	2.5 … 6	14 … 10	**40**
CRIMPFOX-SR 6-2	1212468	2.5 … 6	14 … 10	**40**
CRIMPFOX-SR 6-3	1212469	2.5 … 6	14 … 10	**40**
CRIMPFOX-P SR 6	1212755	2.5 … 6	14 … 10	**39**

Coaxial CATV connectors

Crimping tool designation	Order No.	Conductor	Page
CRIMPFOX-CATV 8,23	1212716	1.69/8.23	**40**
CRIMPFOX-CATV 8,23-1	1212717	6.65/8.23/9.70	**40**

Data connectors

Crimping tool designation	Order No.	Data connector types	Page
CRIMPFOX-C D	1212734	RJ 11, 22, 45, 45U/10P/MMJ	**40**

CRIMPFOX crimping tools

Crimping pliers for ferrules

The CRIMPFOX CENTRUS automatically adjusts to the respective cross section and offers a reliable application in so doing. The minimal gripping distance and the ergonomic handle shape enable comfortable use, with up to 30% less manual force. Also ideally suited for TWIN sleeves.

Type	Order No.	CRIMPFOX CENTRUS 6S	1213144	CRIMPFOX CENTRUS 6H	1213146
With laser engraving upon customer request		CRIMPFOX CENTRUS 6S CUS	1213164	CRIMPFOX CENTRUS 6H CUS	1213166
Conductor	[mm²]/AWG	0.14 … 6/26 … 10		0.14 … 6/26 … 10	
Type	**Order No.**	**CRIMPFOX CENTRUS 10S**	**1213154**	**CRIMPFOX CENTRUS 10H**	**1213156**
With laser engraving upon customer request		CRIMPFOX CENTRUS 10S CUS	1213174	CRIMPFOX CENTRUS 10H CUS	1213176
Conductor	[mm²]/AWG	0.14 … 10/26 … 8		0.14 … 10/26 … 8	
Accessories					
Replacement recuperating spring		CRIMPFOX/SPR-4	1200288	CRIMPFOX/SPR-4	1200288

The self-adjusting die of the crimping pliers automatically adapts to the size of the connector and impresses with its quick and reliable contact processing method.

Type	Order No.	CRIMPFOX 6S-F	1212043	CRIMPFOX 6T	1212037	CRIMPFOX 6T-F	1212038
With laser engraving upon customer request		CRIMPFOX 6 S-F CUS	1212769	CRIMPFOX 6T CUS	1212770	CRIMPFOX 6T-F CUS	1212771
Conductor	[mm²]/AWG	0.5 … 6/20 … 10		0.25 … 6/24 … 10		0.25 … 6/24 … 10	
Accessories							
Replacement die							
Replacement recuperating spring		CRIMPFOX/SPR-3	1212036	CRIMPFOX/SPR-1	1212069	CRIMPFOX/SPR-1	1212069

The CRIMPFOX pliers are equipped with a pressure lock (unlockable without tools). The innovative design and ergonomically shaped handles reduce the amount of force required.

Type	Order No.	CRIMPFOX 6	1212034	CRIMPFOX 6-M	1212720	CRIMPFOX 10	1212721
With laser engraving upon customer request		CRIMPFOX 6 CUS	1212767				
Conductor	[mm²]/AWG	0.25 … 6/24 … 10		0.25 … 6/24 … 10		4 … 10/12 … 8	
Accessories							
Replacement die		CRIMPFOX 6/DIE	1212035				
Replacement recuperating spring		CRIMPFOX/SPR-3	1212036	CRIMPFOX/SPR-1	1212069	CRIMPFOX/SPR-1	1212069

Even large cross sections can be processed easily and with very little force using this series of pliers. The integrated pressure lock ensures consistent high-quality results every time.

Type	Order No.	CRIMPFOX 25R	1212039	CRIMPFOX 50R	1212041	CRIMPFOX 16R TWIN	1212845
With laser engraving upon customer request		CRIMPFOX 25R CUS	1212765	CRIMPFOX 50R CUS	1212766		
Conductor	[mm²]/AWG	10 … 25/8 … 4		35 … 50/2 … 1		2 x 6, 10, 16/2 x 10, 8, 4	
Accessories							
Replacement die		CRIMPFOX 25R/DIE	1212040	CRIMPFOX 50R/DIE	1212042	CRIMPFOX 16R TWIN/DIE	1212846
Replacement recuperating spring		CRIMPFOX/SPR-1	1212069	CRIMPFOX/SPR-1	1212069	CRIMPFOX/SPR-1	1212069

CRIMPFOX crimping tools

Crimping pliers for insulated cable lugs and connectors

The color-coded dies for the CRIMPFOX RCI pliers clearly indicate the cross section. The precision-manufactured dies ensure consistently high levels of quality during contact processing.

Type	Order No.	CRIMPFOX-RCI 1	1212055	CRIMPFOX-RCI 2,5	1212053	
With laser engraving upon customer request		CRIMPFOX-RCI 1 CUS	1212772	CRIMPFOX-RCI 2,5 CUS	1212773	
Conductor	[mm²]/AWG	0.14 … 1/26 … 18		0.75 … 2.5/20 … 14		
Accessories						
Replacement die		CRIMPFOX-RCI 1/DIE	1212056	CRIMPFOX-RCI 2,5/DIE	1212054	
Replacement recuperating spring		CRIMPFOX/SPR-3	1212036	CRIMPFOX/SPR-3	1212036	

The RCI...M crimping pliers have a compact frame. The actuation force required is kept to a minimum, thanks to the optimized leverage. The fixing print run on the lower handle edge is set on the surfaces, to support manual force.

Type	Order No.	CRIMPFOX-RCI 1-M	1212727	CRIMPFOX-RCI 2,5-M	1212728	CRIMPFOX-RCI 6-M	1212730
Conductor	[mm²]/AWG	0.14 … 1/26 … 18		0.75 … 2.5/20 … 14		0.75 … 6/20 … 10	
Accessories							
Replacement die						CRIMPFOX-RCI 6/DIE	1212058
Replacement recuperating spring		CRIMPFOX/SPR-1	1212069	CRIMPFOX/SPR-1	1212069	CRIMPFOX/SPR-1	1212069

The ergonomically designed handles and the optimized mechanical transmission ensure an optimum grip and significantly reduce the amount of force required.

Type	Order No.	CRIMPFOX-RCI 6	1212057	CRIMPFOX-RCI 6-1	1212059	CRIMPFOX-RCI DIN 6	1212729
With laser engraving upon customer request		CRIMPFOX-RCI 6 CUS	1212774	CRIMPFOX-RCI 6-1 CUS	1212775		
Conductor	[mm²]/AWG	0.75 … 6/20 … 10		0.75 … 6/20 … 10		0.75 … 6/20 … 10	
Accessories							
Replacement die		CRIMPFOX-RCI 6/DIE	1212058	CRIMPFOX-RCI 6-1/DIE	1212290	CRIMPFOX-RCI 6/DIE	1212058
Replacement recuperating spring		CRIMPFOX/SPR-1	1212069	CRIMPFOX/SPR-1	1212069	CRIMPFOX/SPR-1	1212069

The CRIMPFOX-HS 6 is suitable for processing shrink connectors. The balanced weight distribution offers a low-fatigue, convenient application.

Type	Order No.	CRIMPFOX-HS 6	1212722			
Conductor	[mm²]/AWG	0.5 … 6/20 … 10				
Accessories						
Replacement recuperating spring		CRIMPFOX/SPR-1	1212069			

CRIMPFOX crimping tools

Multi-functional crimping pliers for ferrules

The CRIMPFOX 4IN1 unites four functions in one tool: cutting, stripping, twisting, and crimping. Taped ferrules can be processed conveniently and while saving time in so doing.

Find corresponding ferrules on page 51.

Type	Order No.	CRIMPFOX 4IN1	1200101	CRIMPFOX 4IN1 SET	1200102
Conductor	[mm²]/AWG	0.5 … 2.5		0.5 … 2.5	
Accessories					
Ferrule magazine		CRIMPFOX 4IN1/MAG	1200103		

Crimping pliers for non-insulated cable lugs and tubular cable lugs

The CRIMPFOX RC crimping pliers are used to process non-insulated cable lugs. They have an unlockable pressure lock and marked die stations for precise processing of corresponding cross sections.

Type	Order No.	CRIMPFOX-RC 2,5	1212063	CRIMPFOX-RC 6	1212710
With laser engraving upon customer request		CRIMPFOX-RC 2,5 CUS	1212777		
Conductor	[mm²]/AWG	0.34 … 2.5/22 … 14		0.5 … 6/20 … 10	
Accessories					
Replacement die		CRIMPFOX-RC 2,5/DIE	1212064		
Replacement recuperating spring		CRIMPFOX/SPR-3	1212036	CRIMPFOX/SPR-3	1212036

The CRIMPFOX RC...M crimping pliers have a compact frame. The actuation force required is kept to a minimum during work, thanks to the optimized leverage.

Type	Order No.	CRIMPFOX-RC 2,5-M	1212723	CRIMPFOX-RC 6-M	1212724
Conductor	[mm²]/AWG	0.34 … 2.5/22 … 14		0.5 … 6/20 … 10	
Accessories					
Replacement recuperating spring		CRIMPFOX/SPR-3	1212036	CRIMPFOX/SPR-3	1212036

Non-insulated cable lugs can be processed conveniently and safely with the CRIMPFOX-RC... pliers. The fixing print run on the lower handle edge is set on the surfaces, to support manual force.

Type	Order No.	CRIMPFOX-RC 10	1212061	CRIMPFOX-RC 25	1212065
With laser engraving upon customer request		CRIMPFOX-RC 10 CUS	1212776	CRIMPFOX-RC 25 CUS	1212778
Conductor	[mm²]/AWG	4 … 10/12 … 8		10 … 25/8 … 4	
Accessories					
Replacement die		CRIMPFOX-RC 10/DIE	1212062	CRIMPFOX-RC 25/DIE	1212299
Replacement recuperating spring		CRIMPFOX/SPR-1	1212069	CRIMPFOX/SPR-3	1212036

CRIMPFOX crimping tools

Crimping pliers for non-insulated cable lugs and tubular cable lugs

The CRIMPFOX-RCT crimping pliers are used to process commercially available tubular cable lugs.

For additional information on the products, visit phoenixcontact.com.

Type	Order No.	CRIMPFOX-RCT 25-1	1212066	CRIMPFOX-RCT 16-1	1212731	CRIMPFOX-RCT 70-1	1212732
Conductor	[mm²]/AWG	10 … 25/8 … 4		4 … 16/11 … 5		10 … 70/7 … 00	
Accessories							
Replacement die		CRIMPFOX-RCT 25-1/DIE	1212300				
Replacement recuperating spring		CRIMPFOX/SPR-1	1212069				

Crimping pliers for non-insulated slip-on sleeves

The CRIMPFOX-SC… crimping pliers are suitable for processing non-insulated slip-on blade connectors and slip-on sleeves. The marked and precisely manufactured die stations enable precise processing. The CRIMPFOX-SCA 2,5-M is designed for processing angled slip-on sleeves.

Type	Order No.	CRIMPFOX-SC 1,5	1212048	CRIMPFOX-SC 1,5-M	1212725	CRIMPFOX-SCA 2,5-M	1212726
With laser engraving upon customer request		CRIMPFOX-SC 1,5 CUS	1212779				
Conductor	[mm²]/AWG	0.1 … 1.5/26 … 16		0.1 … 1.5/26 … 16		1 … 2,5/18 … 14	
Accessories							
Replacement die		CRIMPFOX-SC 1,5/DIE	1212049				
Replacement recuperating spring		CRIMPFOX/SPR-3	1212036	CRIMPFOX/SPR-1	1212069	CRIMPFOX/SPR-1	1212069

The CRIMPFOX-SC 6L is equipped with a locator as an additional positioning tool.

Type	Order No.	CRIMPFOX-SC 6	1212050	CRIMPFOX-SC 6L	1212052	
With laser engraving upon customer request		CRIMPFOX-SC 6 CUS	1212780			
Conductor	[mm²]/AWG	0.5 … 6/20 … 10		0.5 … 6/20 … 10		
Accessories						
Replacement die		CRIMPFOX-SC 6/DIE	1212051	CRIMPFOX-SC 6/DIE	1212051	
Replacement recuperating spring		CRIMPFOX/SPR-1	1212069	CRIMPFOX/SPR-1	1212069	

CRIMPFOX crimping tools

Crimping pliers for turned contacts

The CRIMPFOX-TC… crimping pliers are used to process turned contacts up to 10 mm². The integrated locator enables contacts to be positioned precisely in the die.

Type	Order No.	CRIMPFOX-TC 4	1212113	CRIMPFOX-TC 10	1212114	CRIMPFOX-TC MP	1212510
						CRIMPFOX-TC MP-1	1212620
Conductor	[mm²]/AWG	0.14 … 4/26 … 12		4 … 10/12 … 8		0.08 … 2.5/28 … 14	
Accessories							
Replacement die		CRIMPFOX-TC 4/DIE	1212295	CRIMPFOX-TC 10/DIE	1212296		
Replacement recuperating spring		CRIMPFOX/SPR-1	1212069	CRIMPFOX/SPR-1	1212069		

Crimping pliers for fiber optic connectors

The CRIMPFOX-FO is used to process fiber optic connectors. The five marked die stations enable precise processing of different contact sizes.

Type	Order No.	CRIMPFOX-FO 5,41	1212099				
Die stations 1/2/3/4/5	[mm]	3.25/3.84/4.52/5.0/5.41					
Accessories							
Replacement die		CRIMPFOX-FO 5,41/DIE	1212294				
Replacement recuperating spring		CRIMPFOX/SPR-1	1212069				

Crimping pliers for coaxial connectors

The CRIMPFOX-CX... crimping pliers are used to process coaxial connectors. Equipped with a pressure lock, the pliers provide consistently high-quality crimping.

Refer to page 21 for 2 and 3-stage stripping tools.

Type	Order No.	CRIMPFOX-CX 4,52	1212094	CRIMPFOX-CX 6,48	1212095	CRIMPFOX-CX 7,06 HD-M	1212718
Die stations 1/2/3/4	[mm]	1.69/3.25/4.52		1.69/5.41/6.48		1.04/4.52/6.48/7.06	
Accessories							
Replacement die		CRIMPFOX-CX 4,52/DIE	1212284	CRIMPFOX-CX 6,48/DIE	1212286		
Replacement retention spring		CRIMPFOX/SPR-3	1212036	CRIMPFOX/SPR-3	1212036	CRIMPFOX/SPR-1	1212069

The CRIMPFOX-CX…-M pliers have an extremely compact body. The introduced pressure lock offers high process security together with the precisely manufactured dies.

Type	Order No.	CRIMPFOX-CX 4,52-M	1212713	CRIMPFOX-CX 5,41-M	1212712	CRIMPFOX-CX 6,48-M	1212714
Die stations 1/2/3/4/5/6	[mm]	1.69/3.25/4.52		0.7/1.07/1.69/3.25/4.52/5.41		1.69/5.41/6.48	
Accessories							
Replacement retention spring		CRIMPFOX/SPR-1	1212069	CRIMPFOX/SPR-1	1212069	CRIMPFOX/SPR-1	1212069

CRIMPFOX crimping tools

Crimping pliers for coaxial connectors

The innovative mechanical design of these pliers means that up to 25% less force is required compared to conventional pliers. The balanced weight distribution offers a low-fatigue, convenient application.

Type	Order No.	CRIMPFOX-CX 9,14	1212096	CRIMPFOX-CX 10,54	1212097	CRIMPFOX-CX 10,90	1212098
Die stations 1/2/3	[mm]	1.73/8.23/9.14		2.54/10.54		2.54/10.90	
Accessories							
Replacement die		CRIMPFOX-CX 9,14/DIE	1212293	CRIMPFOX-CX 10,54/DIE	1212291	CRIMPFOX-CX 10,90/DIE	1212292
Replacement retention spring		CRIMPFOX/SPR-1	1212069	CRIMPFOX/SPR-1	1212069	CRIMPFOX/SPR-1	1212069

Coaxial connectors can be processed conveniently and safely with the CRIMPFOX-CX... pliers. The fixing print run on the lower handle edge is set on the surfaces, to support manual force.

Type	Order No.	CRIMPFOX-CX 10,90-1	1212715				
Die stations 1/2/3/4	[mm]	1.69/2.54/5.41/10.90					
Accessories							
Replacement recuperating spring		CRIMPFOX/SPR-1	1212069				

Crimping pliers for D-SUB contacts

The compact CRIMPFOX-DSUB crimping pliers with positioning assistance offer safe and convenient processing of D-SUB contacts up to 0.5 mm².

CRIMPFOX-DSUB 5 for high density

CRIMPFOX-DSUB 5-1 for standard

Type	Order No.	CRIMPFOX-DSUB 5	1212111	CRIMPFOX-DSUB 5-1	1212711		
Conductor	[mm²]/AWG	0.08 … 0.5/28 … 22		0.05 … 0.5/30 … 22			
Accessories							
Replacement die		CRIMPFOX-DSUB 5/DIE	1212287				
Replacement recuperating spring		CRIMPFOX/SPR-3	1212036	CRIMPFOX/SPR-3	1212036		

Crimping pliers for crimp snap-in contacts

The CRIMPFOX-P SR 6 crimping pliers processes Phoenix Contact SUNCLIX solar crimp connectors that are 2.5 to 6 mm² in length. The precise parallel linear dies, combined with the positioning assistance, ensure a precise and process-safe contact processing.

The UNIFOX SR 6 are used as mounting pliers for SUNCLIX connectors.

Type	Order No.	CRIMPFOX-P SR 6	1212755	UNIFOX SR 6	1200137		

CRIMPFOX crimping tools

Crimping pliers for solar connectors

The CRIMPFOX-SR-6 pliers are used to process MC3 and MC4 solar connectors from Multi-Contact and SOLARLOK connectors from Tyco. An integrated locator enables easy processing with optimum crimping results.



Type	Order No.	CRIMPFOX-SR 6-1	1212467	CRIMPFOX-SR 6-2	1212468	CRIMPFOX-SR 6-3	1212469
Conductor	[mm²]	2.5 … 6		2.5 … 6		2.5 … 6	
For solar connectors		MC3		MC4		SOLARLOK	
Accessories							
Replacement recuperating spring		CRIMPFOX/SPR-1	1212069	CRIMPFOX/SPR-1	1212069	CRIMPFOX/SPR-1	1212069

Crimping pliers for coaxial CATV connectors

The innovative mechanical design of these pliers means that up to 25% less force is required compared to conventional pliers. The balanced weight distribution offers a low-fatigue, convenient application.

Type	Order No.	CRIMPFOX-CATV 8,23	1212716	CRIMPFOX-CATV 8,23-1	1212717	
Die stations 1/2/3	[mm]	1.69/8.23		6.65/8.23/9.70		
Accessories						
Replacement recuperating spring		CRIMPFOX/SPR-1	1212069	CRIMPFOX/SPR-1	1212069	CRIMPFOX/SPR-1 1212069

Universal pliers for data connectors for accommodating various dies

The CRIMPFOX-C D is a universal tool for use with data connectors. One of its key features is the way the dies can be quickly replaced without the need for tools.

Type	Order No.	CRIMPFOX-C D	1212734			
Die for unshielded RJ11 connectors				CRIMPFOX-C RJ11/DIE	1212735	
Die for unshielded RJ22 connectors				CRIMPFOX-C RJ22/DIE	1212736	
Die for unshielded RJ45 connectors				CRIMPFOX-C RJ45/DIE	1212737	
Die for unshielded RJ45 connectors, universal				CRIMPFOX-C RJ45U/DIE	1212738	
Die, 10-pos.				CRIMPFOX-C 10P/DIE	1212739	
Die for DEC MML connectors				CRIMPFOX-C MMJ/DIE	1212740	

CRIMPFOX crimping tools

Universal pliers for accommodating various crimp inserts

One of the key features of the CRIMPFOX-M crimping pliers is the way the crimp inserts can be quickly replaced without the need for tools. The tool offers reliable contact processing with the integrated pressure lock. The variety of inserts makes them a space-saving universal tool for all applications.

Type	Order No.	CRIMPFOX-M	1212072	CRIMPFOX-M SET	1212093
		Basic pliers without die		Contents: CRIMPFOX-M and 4 dies	
				1212074, 1212079, 1212080, 1212081	
Accessories					
Die for ferrules					
0.25 - 10 mm²		**CRIMPFOX-M 10/DIE**	1212080	**CRIMPFOX-M 10/DIE**	1212080 (included in the set)
16 … 25 mm²		**CRIMPFOX-M 25/DIE**	1212081	**CRIMPFOX-M 25/DIE**	1212081 (included in the set)
35 … 50 mm²		**CRIMPFOX-M 50/DIE**	1212082		
Die for insulated cable lugs					
0.5 … 1.5 mm² and 1.5 … 2.5 mm²		**CRIMPFOX-M RCI 2,5/DIE**	1212074	**CRIMPFOX-M RCI 2.5/DIE**	1212074 (included in the set)
0.1 … 0.4 mm² and 4 … 6 mm²		**CRIMPFOX-M RCI 6/DIE**	1212073		
Die for non-insulated cable lugs					
0.75 - 2.5 mm²		**CRIMPFOX-M RC 2,5/DIE**	1212078		
0.5 … 6 mm²		**CRIMPFOX-M RC 6/DIE**	1212079	**CRIMPFOX-M RC 6/DIE**	1212079 (included in the set)
4 … 10 mm²		**CRIMPFOX-M RC 10/DIE**	1212077		
4 … 6 mm² and 10 mm²		**CRIMPFOX-M RC 10-1/DIE**	1212744		
Die for non-insulated slip-on sleeves					
0.1 … 1 mm²		**CRIMPFOX-M SC 1/DIE**	1212083		
0.5 … 2.5 mm²		**CRIMPFOX-M SC 2,5/DIE**	1212084		
0.5 … 6 mm²		**CRIMPFOX-M SC 6/DIE**	1212085		
0.5 ... 6 mm² wide, flat crimp		**CRIMPFOX-M SC 6-FL/DIE**	1212741		
1.0 ... 2.5 mm², for angled slip-on sleeves, 6.3 mm		**CRIMPFOX-M SCA 2,5/DIE**	1212742		
1.0 ... 2.5 mm², for angled slip-on sleeves, 8 mm		**CRIMPFOX-M SCA 2,5-1/DIE**	1212743		
Die for turned contacts					
2.5 ... 4.0 mm²/cross section: 0.5 ... 4 mm²		**CRIMPFOX-M TC 4/DIE**	1212075		
4.0 mm²/cross section: 6 ... 10 mm²		**CRIMPFOX-M TC 10/DIE**	1212076		
Die for coaxial connectors					
RG 174, RG 179, BNC, TNC		**CRIMPFOX-M CX 1/DIE**	1212087		
RG 58, RG 59, RG 62, RG 71, BNC, TNC		**CRIMPFOX-M CX 2/DIE**	1212088		
CATV RG 6,59		**CRIMPFOX-M CX 3/DIE**	1212089		
BNC, TNC, RG6, 1.73, 6.48, 8.23		**CRIMPFOX-M CX 4/DIE**	1212745		
BNC, TNC, 0.70, 3.25, 3.85		**CRIMPFOX-M CX 5/DIE**	1212746		
BNC, TNC, 1.07, 6.48, 8.23		**CRIMPFOX-M CX 6/DIE**	1212747		
BNC, TNC, 1.72, 5.41		**CRIMPFOX-M CX 7/DIE**	1212748		
BNC, TNC, 1.72, 8.23		**CRIMPFOX-M CX 8/DIE**	1212749		
Die for unshielded RJ45 connectors		**CRIMPFOX-M RJ45/DIE**	1212090		
Die for unshielded RJ11 connectors		**CRIMPFOX-M RJ11/DIE**	1212091		
Die for shrink butt connectors					
0.1 … 0.4 mm² and 4 … 6 mm²		**CRIMPFOX-M HS-1/DIE**	1212282		
0.5 … 1.5 mm² and 1.5 … 2.5 mm²		**CRIMPFOX-M HS/DIE**	1219092		
Die for solar connectors		**CRIMPFOX-M HS/DIE**	1219092		
MC3, Multi-Contact, 2.5 ... 6 mm²		**CRIMPFOX M SR 6-1/DIE**	1212471		
MC4, Multi-Contact, 2.5 ... 6 mm²		**CRIMPFOX M SR 6-2/DIE**	1212472		
SOLARLOK, Tyco, 2.5 ... 6 mm²		**CRIMPFOX M SR 6-3/DIE**	1212473		

CRIMPFOX crimping tools

Universal pliers for accommodating various crimp inserts

The wide variety of available dies means that the CRIMPFOX-C … pliers can be used as universal crimping tools up to 120 mm². Easily foldable jaw holders allow the dies to be changed quickly. A mechanical drive system keeps the level of force required to an absolute minimum.

Type	Order No.	CRIMPFOX-C50	1212340	CRIMPFOX-C120	1212318
Accessories: die combinations for ferrules					
Upper die part					
50 mm², 70 mm²				CRIMPFOX-C120 AI 70/M-DIE	1212335
95 mm²				CRIMPFOX-C120 AI 95/M-DIE	1212336
Lower die part					
50 mm²				CRIMPFOX-C120 AI 50/F-DIE	1212337
70 mm²				CRIMPFOX-C120 AI 70/F-DIE	1212338
95 mm²				CRIMPFOX-C120 AI 95/F-DIE	1212339
120 mm² (die pair)				CRIMPFOX-C120 AI 120/DIE	1209910
Accessories: die combinations for non-insulated cable lugs					
Upper die part					
25 … 35 mm²		CRIMPFOX-C50 RC 35/M-DIE	1212343		
6 … 70 mm²				CRIMPFOX-C120 RC 70/M-DIE	1212331
Lower die part					
25 mm²		CRIMPFOX-C50 RC 25/F-DIE	1212344		
35 mm²		CRIMPFOX-C50 RC 35/F-DIE	1212345		
10, 16, 25, 35 mm²				CRIMPFOX-C120 RC 35/F-DIE	1212332
6, 50 mm²				CRIMPFOX-C120 RC 50/F-DIE	1212333
10, 70 mm²				CRIMPFOX-C120 RC 70/F-DIE	1212334
Accessories: die pair for insulated cable lugs					
10 mm²		CRIMPFOX-C50 RCI 10/DIE	1212346	CRIMPFOX-C120 RCI 10/DIE	1212327
16 mm²		CRIMPFOX-C50 RCI 16/DIE	1212347	CRIMPFOX-C120 RCI 16/DIE	1212328
25 mm²		CRIMPFOX-C50 RCI 25/DIE	1212348	CRIMPFOX-C120 RCI 25/DIE	1212329
35 mm²				CRIMPFOX-C120 RCI 35/DIE	1212330
Accessories: die pair for commercially available copper tubular cable lugs					
35 mm²		CRIMPFOX-C50 RCT 35-1/DIE	1212341		
16, 35 mm²				CRIMPFOX-C120 RCT 35-1/DIE	1212320
50 mm²		CRIMPFOX-C50 RCT 50-1/DIE	1212342		
25, 50 mm²				CRIMPFOX-C120 RCT 50-1/DIE	1212321
10, 70 mm²				CRIMPFOX-C120 RCT 70-1/DIE	1212319
95 mm²				CRIMPFOX-C120 RCT 95-1/DIE	1212322
120 mm²				CRIMPFOX-C120 RCT 120-1/DIE	1212323
Accessories: pair of round dies for sector cables					
25, 35 mm²		CRIMPFOX-C50 R25-35/DIE	1212349		
35, 50 mm²		CRIMPFOX-C50 R35-50/DIE	1212350		
50, 70 mm²		CRIMPFOX-C50 R50-70/DIE	1212351		
25, 50 mm²				CRIMPFOX-C120 R25-50/DIE	1212324
35, 70 mm²				CRIMPFOX-C120 R35-70/DIE	1212325
95 mm²				CRIMPFOX-C120 R95/DIE	1212326

CRIMPFOX – corresponding connectors for the CRIMPFOX series

Ferrules without insulating collar

The ferrules without plastic sleeve are made from soft tin-plated electrolytic copper.

UL and CSA-certified
Sleeve material: E-CU
Coating: tin-plated
Halogen-free
Long-/short-term temperature: +105°C/+120°C

The ferrules correspond to the requirements of DIN 46228-1 and UL 486F in terms of dimension.

Refer to the overview list starting on page 86 for the suitable tools for crimping according to UL.

Conductor cross section [mm²]	Cond. cross section [AWG]	Length [mm]	Designation ferrules	Order No.	Color
0.14 … 0.25[1) 2)]	26 … 22	5	A0,25-5	3202465	Silver
0.14 … 0.25[1) 2)]	26 … 22	7	A0,25-7	3202478	Silver
0.34[1) 2)]	22	7	A0,34-7	3009202	Silver
0.5	20	6	A0,5-6	3200218	Silver
0.5[1)]	20	8	A0,5-8	3202481	Silver
0.5	20	10	A0,5-10	3202494	Silver
0.75	18	6	A0,75-6	3200221	Silver
0.75[1)]	18	8	A0,75-8	3202504	Silver
0.75	18	10	A0,75-10	3200234	Silver
1	18	6	A1-6	3200247	Silver
1[1)]	18	8	A1-8	3202517	Silver
1	18	10	A1-10	3200250	Silver
1.5	16	7	A1,5-7	3200263	Silver
1.5	16	10	A1,5-10	3200276	Silver
1.5	16	12	A1,5-12	3202588	Silver
1.5[1)]	16	15	A1,5-15	3202591	Silver
1.5	16	18	A1,5-18	3202601	Silver
2.5	14	7	A2,5-7	3200289	Silver
2.5	14	12	A2,5-12	3200292	Silver
2.5	14	18	A2,5-18	3202821	Silver
4	12	9	A4-9	3200302	Silver
4	12	12	A4-12	3200315	Silver
4	12	18	A4-18	3202834	Silver
6	10	10	A6-10	3202520	Silver
6	10	12	A6-12	3200328	Silver
10	8	12	A10-12	3200331	Silver
10	8	18	A10-18	3200344	Silver
16	6	12	A16-12	3200425	Silver
25[1)]	4	12	A25-12	3200357	Silver
25	4	15	A25-15	3200360	Silver
25	4	18	A25-18	3200373	Silver
25[1) 2)]	4	20	A25-20	3200386	Silver
25[1) 2)]	4	40	A25-40	3241238	Silver
35	2	18	A35-18	3200399	Silver
35[1)]	2	20	A35-20	3200409	Silver
35[1) 2)]	2	40	A35-40	3241239	Silver
50[1) 2)]	1/0	40	A50-40	3241240	Silver
70[1) 2)]	2/0	40	A70-40	3241241	Silver
95[1) 2)]	3/0	40	A95-40	3241242	Silver

[1)] These ferrules are not included in DIN 46228-1: 1990-09 and UL 486F.
[2)] These ferrules are not UL certified.

CRIMPFOX – corresponding connectors for the CRIMPFOX series

Ferrules with insulating collar

The ferrules with plastic sleeve are made from soft tin-plated electrolytic copper. The insulation reliability of close connections is increased and the splicing of wires is prevented. The conically shaped, "Easy Entry" insulating collar ensures easy and correct conductor insertion.

UL and CSA-certified, material/coating: E-CU/tin-plated, material plastic sleeve: polypropylene/halogen-free, long-term/short-term temperature: +105°C/+120°C.
These ferrules correspond to the dimension requirements of DIN 46228-4: 1990-09 and UL 486F.

Refer to the overview list starting on page 86 for the suitable tools for crimping according to UL.

Conductor cross section [mm²]	[AWG]	Length [mm]	Color code: DIN 46228-4: 1990-09 UL 486F	Order No.	Color	Color code: NF C 63-023: 1994-02	Order No.	Color	Special color code	Order No.	Color
0.14 … 0.34[1) 2)]	26 … 22	6	AI 0,25-6 YE	3203024	Yellow				AI 0,25-6 BU	3203040	Blue
0.14 … 0.34[1) 2)]	26 … 22	6							AI 0,34-6 TQ	3203053	Turquoise
0,14 … 0,34[1) 2)]	26 … 22	8	AI 0,25-8 YE	3203037	Yellow						
0.14 … 0.34[1) 2)]	26 … 22	8							AI 0,34-8 TQ	3203066	Turquoise
0.14 … 0.34[1) 2)]	26 … 22	10	AI 0,25-10 YE	3241128	Yellow				AI 0,34-10 TQ	3241129	Turquoise
0.14 … 0.34[1) 2)]	26 … 22	12							AI 0,25-12 BU	3200632	Blue
0.14 … 0.34[1) 2)]	26 … 22	12							AI 0,34-12 TQ	3200645	Turquoise
0.5	20	6	AI 0,5-6 WH	3200687	White	AI 0,5-6 WH	3200687	White	AI 0,5-6 OG	3201301	Orange
0.5	20	8	AI 0,5-8 WH	3200014	White	AI 0,5-8 WH	3200014	White	AI 0,5-8 OG	3201123	Orange
0.5	20	8	AI 0,5-8 WH-1000	3200881	White	AI 0,5-8 WH-1000	3200881	White			
0.5	20	10	AI 0,5-10 WH	3201275	White	AI 0,5-10 WH	3201275	White	AI 0,5-10 OG	3241126	Orange
0.5[1)]	20	12	AI 0,5-12 WH	3200506	White	AI 0,5-12 WH	3200506	White			
0.75	18	6	AI 0,75-6 GY	3200690	Gray				AI 0,75-6 WH	3201314	White
0.75	18	8	AI 0,75-8 GY	3200519	Gray	AI 0,75-8 BU	3200027	Blue	AI 0,75-8 WH	3201110	White
0.75	18	8	AI 0,75-8 GY-1000	3200894	Gray				AI 0,75-8 BU-1000	1213200	Blue
0.75	18	10	AI 0,75-10 GY	3201288	Gray						
0.75	18	12	AI 0,5-12 WH	3200506	White						
0.75	18	12	AI 0,75-12 GY	3200849	Gray						
1	18	6	AI 1-6 RD	3200742	Red	AI 1-6 RD	3200742	Red	AI 1-6 YE	3201327	Yellow
1	18	8	AI 1-8 RD	3200030	Red	AI 1-8 RD	3200030	Red	AI 1-8 YE	3201097	Yellow
1	18	8	AI 1-8 RD-1000	3200904	Red	AI 1-8 RD-1000	3200904	Red			
1	18	10	AI 1-10 RD	3200182	Red	AI 1-10 RD	3200182	Red			
1	18	12	AI 1-12 RD	3200674	Red	AI 1-12 RD	3200674	Red			
1.5[1)]	16	6	AI 1,5-6 BK	3200755	Black	AI 1,5-6 BK	3200755	Black			
1.5	16	8	AI 1,5-8 BK	3200043	Black	AI 1,5-8 BK	3200043	Black	AI 1,5-8 RD	3201136	Red
1.5	16	8	AI 1,5-8 BK-1000	3200917	Black	AI 1,5-8 BK-1000	3200917	Black			
1.5	16	10	AI 1,5-10 BK	3200195	Black	AI 1,5-10 BK	3200195	Black			
1.5	16	12	AI 1,5-12 BK	3201482	Black	AI 1,5-12 BK	3201482	Black			
1.5	16	18	AI 1,5-18 BK	3200056	Black	AI 1,5-18 BK	3200056	Black			
2.5	14	8	AI 2,5-8 BU	3200522	Blue	AI 2,5-8 GY	3200069	Gray	AI 2,5-8 BU	3200522	Blue
2.5	14	8	AI 2,5-8 BU-1000	3200920	Blue				AI 2,5-8 BU-1000	3200920	Blue
2.5[1)]	14	10	AI 2,5-10 BU	3202533	Blue						
2.5[1)]	14	10	AI 2,5-10 BU-1000	3203147							
2.5	14	12	AI 2,5-12 BU	3200962	Blue	AI 2,5-12 GY	3200205	Gray	AI 2,5-12 BU	3200962	Blue
2.5	14	18	AI 2,5-18 BU	3200580	Blue	AI 2,5-18 GY	3200072	Gray	AI 2,5-18 BU	3200580	Blue
4	12	10	AI 4-10 GY	3200535	Gray	AI 4-10 OG	3200085	Orange	AI 4-10 GY	3200535	Gray
4	12	10				AI 4-10 OG-1000	1213202	Orange			
4	12	12	AI 4-12 GY	3200959	Gray	AI 4-12 OG	3200438	Orange	AI 4-12 GY	3200959	Gray
4[1) 2)]	12	15	AI 4-15 GY	1200264	Gray						
4	12	18	AI 4-18 GY	3200593	Gray	AI 4-18 OG	3200098	Orange	AI 4-18 GY	3200593	Gray
6	10	12	AI 6-12 YE	3200548	Yellow	AI 6-12 GN	3200108	Green	AI 6-12 BK	3201107	Black
6	10	12							AI 6-12 GN-1000	1213203	Green
6	10	18	AI 6-18 YE	3200603	Yellow	AI 6-18 GN	3200111	Green			
10	8	12	AI 10-12 RD	3200551	Red	AI 10-12 BN	3200124	Brown	AI 10-12 IV	3201068	Ivory
10	8	18	AI 10-18 RD	3200616	Red	AI 10-18 BN	3200137	Brown			
16	6	12	AI 16-12 BU	3200564	Blue	AI 16-12 IV	3201181	Ivory	AI 16-12 GN	3201152	Green
16	6	18	AI 16-18 BU	3200629	Blue				AI 16-18 GN	3201330	Green
25	4	16	AI 25-16 YE	3200577	Yellow	AI 25-16 BK	3200412	Black	AI 25-16 BN	3201084	Brown
25	4	18	AI 25-18 YE	3201505	Yellow						
25	4	22	AI 25-22 YE	3200700	Yellow	AI 25-22 BK	3200739	Black			
35	2	16	AI 35-16 RD	3200441	Red	AI 35-16 RD	3200441	Red	AI 35-16 BE	3201071	Beige
35	2	18	AI 35-18 RD	3201495	Red	AI 35-18 RD	3201495	Red			
35	2	25	AI 35-25 RD	3200713	Red	AI 35-25 RD	3200713	Red			
50	1/0	20	AI 50-20 BU	3200454	Blue	AI 50-20 BU	3200454	Blue	AI 50-20 OL	3201178	Olive
50	1/0	25	AI 50-25 BU	3200726	Blue	AI 50-25 BU	3200726	Blue			
70[1) 2)]	2	20	AI 70-20 YE	3201848	Yellow						
95[1) 2)]	4	25	AI 95-25 RD	3201853	Red				AI 95-25 RD	3201853	Red
120[1) 2)]	5	27	AI120-27 BU	3201822	Blue				AI120-27 BU	3201822	Blue

[1)] These ferrules are not included in DIN 46228-4: 1990-09 and UL 486F.
[2)] These ferrules are not UL certified.

CRIMPFOX – corresponding connectors for the CRIMPFOX series

Ferrules for two-wire connection

The TWIN ferrules with plastic sleeve provide a practical way of crimping two conductors in one ferrule. Among other things, chain bridges can be realized with this ferrule type.

UL and CSA-certified
Sleeve material: E-CU
Coating: tin-plated
Flange material: polypropylene
Halogen-free
Long-term/short-term temperature: +105°C/+120°C
The ferrules correspond to the requirements of the UL 486F.

Refer to the overview list starting on page 86 for the suitable tools for crimping according to UL.

Conductor cross section [mm²]	Conductor cross section [AWG]	Length [mm]	Designation ferrules	Order No.	Color
2 x 0.5	2 x 20	8	AI-TWIN2X0,5-8WH	3200933	White
2 x 0.75	2 x 18	8	AI-TWIN2X0,75-8GY	3200807	Gray
2 x 0.75	2 x 18	10	AI-TWIN2X0,75-10GY	3200933	Gray
2 x 1	2 x 18	8	AI-TWIN2X1-8RD	3200810	Red
2 x 1	2 x 18	10	AI-TWIN2X1-10RD	3200988	Red
2 x 1	2 x 18	12	AI-TWIN2X1-12RD	3240679	Red
2 x 1.5	2 x 16	8	AI-TWIN2X1,5-8BK	3200823	Black
2 x 1.5[1) 2)]	2 x 16	10	AI-TWIN2X1,5-10BK	3201534	Black
2 x 1.5	2 x 16	12	AI-TWIN2X1,5-12BK	3200991	Black
2 x 2.5	2 x 14	10	AI-TWIN2X2,5-10BU	3200836	Blue
2 x 2.5	2 x 14	13	AI-TWIN2X2,5-13BU	3200878	Blue
2 x 4	2 x 12	12	AI-TWIN2X4-12GY	3201000	Gray
2 x 6	2 x 10	14	AI-TWIN2X6-14YE	3201013	Yellow
2 x 10	2 x 8	14	AI-TWIN2X10-14RD	3201026	Red
2 x 16[1)]	2 x 6	16	AI-TWIN2X16-16BU	3202847	Blue

Color code certified in accordance with NF C 63-023, UL and CSA

2 x 0.75	2 x 18	8	AI-TWIN2X0,75-8BU	3240668	Blue
2 x 2.5	2 x 14	10	AI-TWIN2X2,5-10GY	3240669	Gray

Special colors, UL and CSA-certified

2 x 4	2 x 12	12	AI-TWIN2X4-12OG	1213204	Orange
2 x 6	2 x 10	14	AI-TWIN2X6-14GN	1213206	Green
2 x 10	2 x 8	14	AI-TWIN2X10-14BN	1213206	Brown
2 x 14	2 x 6	16	AI-TWIN2X6-16WH	1213207	White

Ferrules with enlarged insulating collar (AWG/Multinorm)

These AI...GB ferrules provide a practical way of crimping conductors with increased insulation.

Due to the increased diameter of the insulating collar, this type of ferrule is used with AWG and Multinorm cables in particular. The conically shaped, "Easy Entry" insulating collar ensures easy and correct conductor insertion.

UL and CSA-certified
Sleeve material: E-CU
Coating: tin-plated
Flange material: polypropylene
Halogen-free
Long-/short-term temperature: +105°C/+120°C
Color code in accordance with DIN 46228-4 and UL 486F.

Refer to the overview list starting on page 86 for the suitable tools for crimping according to UL.

Conductor cross section [mm²]	Conductor cross section [AWG]	Length [mm]	Designation ferrules	Order No.	Color
0.5	20	8	AI0,5-8WH-GB	1208966	White
0.5	20	10	AI0,5-10WH-GB	3203150	White
0.75	18	8	AI0,75-8GY-GB	1208979	Gray
0.75	18	10	AI0,75-10GY-GB	3203163	Gray
1	18	8	AI1-8RD-GB	1208982	Red
1	18	10	AI1-10RD-GB-1000	1208869	Red
1.5	16	8	AI1,5-8BK-GB-1000	3202892	Black
1.5	16	10	AI1,5-10BK-GB-1000	1208872	Black

CRIMPFOX – corresponding connectors for the CRIMPFOX series

Ferrules with enlarged insulating collar

The AI-XL.... ferrules have a significantly increased flange diameter and can therefore work with conductors with thick insulation, such as short circuit proof cables (NSGAFöu).

UL and CSA-certified
Sleeve material: E-CU
Coating: tin-plated
Flange material: polypropylene
Halogen-free
Long-/short-term temperature: +105°C/+120°C
Color range in accordance with DIN 46228-1 and UL 486F

Conductor cross section [mm²]	Conductor cross section [AWG]	Width [mm]	Designation sleeve and connector	Order No.	Color
1.5	16	8	AI-XL1,5-8BK	3201916	Black
1.5	16	10	AI-XL1,5-10BK	3201974	Black
2.5	14	8	AI-XL2,5-8BU	3201929	Blue
2.5	14	12	AI-XL2,5-12BU	3201987	Blue
4	12	10	AI-XL4-10GY	3201932	Gray
6	10	12	AI-XL6-12YE	3201945	Yellow
10	8	12	AI-XL10-12RD	3201958	Red
16[2]	6	12	AI-XL16-12BU	3201961	Blue

Taped and banded ferrules

Taped ferrules for automated manufacturing. Ideal for wiring terminal blocks, especially those of the CLIPLINE complete system.

UL and CSA-certified
Sleeve material: E-CU
Coating: tin-plated
Flange material: polypropylene
Halogen-free
Long-term/short-term temperature: 105°C/120°C
The ferrules correspond to the requirements of DIN 46228-4: 1990-09 and UL 486F in terms of dimension

Conductor cross section [mm²]	Conductor cross section [AWG]	Length [mm]	Taped ferrules as strips (for CRIMPFOX 4IN1)	Order No.	Color	Taped ferrules on small coils (for CF 3000)	Order No.	Color	Taped ferrules on large coils	Order No.	Color
0.5	20	8	AI 0,5-8 WH S1	1200104	White	AI 0,5-8 WH-B	3201369	White	AI 0,5-8 WH-B 3000	3240663	White
0.75	18	8	AI 0,75-8 GY S1	1200105	Gray	AI 0,75-8 GY-B	3201372	Gray	AI 0,75-8 GY-B 3000	3240664	Gray
1	18	8	AI 1-8 RD S1	1200106	Red	AI 1-8 RD-B	3201385	Red	AI 1-8 RD-B 3000	3240665	Red
1.5	16	8	AI 1,5-8 BK S1	1200107	Black	AI 1,5-8 BK-B	3201398	Black	AI 1,5-8 BK-B 2500	3240666	Black
2.5	14	8	AI 2,5-8 BU S1	1200108	Blue	AI 2,5-8 BU-B	3201408	Blue	AI 2,5-8 BU-B 1500	3240667	Blue
In accordance with NF C 63-023											
0.5	20	8	AI 0,5-8 WH S1	1200104	White	AI 0,5-8 WH-B	3201369	White			
0.75	18	8	AI 0,75-8 BU S1	1200163	Blue	AI 0,75-8 BU-B	3201547	Blue			
1	18	8	AI 1-8 RD S1	1200106	Red	AI 1-8 RD-B	3201385	Red			
1.5	16	8	AI 1,5-8 BK S1	1200107	Black	AI 1,5-8 BK-B	3201398	Black			
2.5	14	8	AI 2,5-8 GY S1	1200163	Gray	AI 2,5-8 GY-B	3201550	Gray			
Special color code											
0.25-0.34[1) 2)]	22	8				AI 0,25-8 BU-B	3240250	Blue			
0.25-0.34[1) 2)]	22	8				AI 0,25-8 YE-B	3240251	Yellow			
0.25-0.34[1) 2)]	22	8				AI 0,34-8 TQ-B	3240249	Turquoise			
0.5	20	8				AI 0,5-8 OG-B	3201563	Orange			
0.75	18	8				AI 0,75-8 WH-B	3201576	White			
1	18	8				AI 1-8 YE-B	3201589	Yellow			
1.5	16	8				AI 1,5-8 RD-B	3201592	Red			

Slip-on sleeves and slip-on blade connectors, non-insulated

The non-insulated slip-on sleeves and slip-on blade connectors are made from electrolytically tin-plated brass, thereby offering a high degree of protection against corrosion. Grooves are machined on the crimping area to obtain improved electrical and mechanical properties.

Manufactured in accordance with DIN 46247
Material: brass
Coating: tin-plated
Halogen-free
Temperature range: ... 110°C

Conductor cross section [mm²]	Conductor cross section [AWG]	Width [mm]	Designation sleeve and connector	Order No.	Color
0.5 … 1	20 … 18	2.80	C-SCF 1/2,8 x 0,5	3240152	Silver
0.5 … 1	20 … 18	2.80	C-SCF 1/2,8 x 0,8	3240153	Silver
0.5 … 1.5	20 … 16	4.80	C-SCF 1,5/4,8 x 0,5	3240154	Silver
0.5 … 1.5	20 … 16	4.80	C-SCF 1,5/4,8 x 0,8	3240155	Silver
0.5 … 1.5	20 … 16	6.30	C-SCF 1,5/6,3 x 0,8	3240156	Silver
1.5 … 2.5	16 … 14	4.80	C-SCF 2,5/4,8 x 0,5	3240157	Silver
1.5 … 2.5	16 … 14	4.80	C-SCF 2,5/4,8 x 0,8	3240158	Silver
1.5 … 2.5	16 … 14	6.30	C-SCF 2,5/6,3 x 0,8	3240159	Silver
4 … 6	12 … 10	6.30	C-SCF 6/6,3 x 0,8	3240160	Silver
Slip-on blade connector, non-insulated in accordance with DIN 46248					
0.5 … 1.5	20 … 16	6.30	C-SCM 1,5/6,3X0,8	3240161	Silver
1.5 … 2.5	16 … 14	6.30	C-SCM 2,5/6,3X0,8	3240162	Silver

[1)] These ferrules are not included in DIN 46228-4: 1990-09 and UL 486F.
[2)] These ferrules are not UL certified.

CRIMPFOX – corresponding connectors for the CRIMPFOX series

Fork-type cable lugs, non-insulated

The fork-type cable lugs consist of high-quality electrolytic copper with galvanic tin plating for maximum corrosion protection. The hard-soldered crimp zone enables maximum conductor pull-out values and the best contact properties to be achieved.

Manufactured in accordance with DIN 46234
Sleeve material: copper
Coating: tin-plated
Temperature range: ... +110°C

Conductor cross section [mm²]	Conductor cross section [AWG]	Fork size [mm]	Designation, fork-type cable lug	Order No.	Color
0.5 … 1.5	20 … 16	3.20	C-FC 1,5/M3	3240137	Silver
0.5 … 1.5	20 … 16	3.70	C-FC 1,5/M3,5	3240138	Silver
0.5 … 1.5	20 … 16	4.30	C-FC 1,5/M4	3240139	Silver
0.5 … 1.5	20 … 16	5.30	C-FC 1,5/M5	3240140	Silver
0.5 … 1.5	20 … 16	6.40	C-FC 1,5/M6	3240141	Silver
1.5 … 2.5	16 … 14	3.20	C-FC 2,5/M3	3240142	Silver
1.5 … 2.5	16 … 14	3.70	C-FC 2,5/M3,5	3240143	Silver
1.5 … 2.5	16 … 14	4.30	C-FC 2,5/M4	3240144	Silver
1.5 … 2.5	16 … 14	5.30	C-FC 2,5/M5	3240145	Silver
1.5 … 2.5	16 … 14	6.40	C-FC 2,5/M6	3240146	Silver
1.5 … 2.5	16 … 14	8.40	C-FC 2,5/M8	3240147	Silver
2.6 … 4	12 … 10	4.30	C-FC 6/M4	3240148	Silver
2.6 … 4	12 … 10	5.30	C-FC 6/M5	3240149	Silver
2.6 … 4	12 … 10	6.40	C-FC 6/M6	3240150	Silver
2.6 … 4	12 … 10	8.40	C-FC 6/M8	3240151	Silver

Ring cable lugs, non-insulated

The ring cable lugs consist of high-quality electrolytic copper with galvanic tin plating for maximum corrosion protection. The hard-soldered crimp zone enables maximum conductor pull-out values and the best contact properties to be achieved.

Manufactured in accordance with DIN 46234
Sleeve material: copper
Coating: tin-plated
Temperature range: ... +110°C

Refer to the overview on page 32/33 for suitable tools.

Conductor cross section [mm²]	Conductor cross section [AWG]	Hole Ø [mm]	Designation ring cable lugs	Order No.	Color
0.5 … 1	20 … 18	2.80	C-RC 1/M2,5 DIN	3240069	Silver
0.5 … 1	20 … 18	3.20	C-RC 1/M3 DIN	3240070	Silver
0.5 … 1	20 … 18	3.70	C-RC 1/M3,5 DIN	3240071	Silver
0.5 … 1	20 … 18	4.30	C-RC 1/M4 DIN	3240072	Silver
0.5 … 1	20 … 18	5.30	C-RC 1/M5 DIN	3240073	Silver
0.5 … 1	20 … 18	6.50	C-RC 1/M6 DIN	3240074	Silver
0.5 … 1	20 … 18	8.40	C-RC 1/M8 DIN	3240075	Silver
1 … 2.5	18 … 14	3.20	C-RC 2,5/M3 DIN	3240076	Silver
1 … 2.5	18 … 14	3.70	C-RC 2,5/M3,5 DIN	3240077	Silver
1 … 2.5	18 … 14	4.30	C-RC 2,5/M4 DIN	3240078	Silver
1 … 2.5	18 … 14	5.30	C-RC 2,5/M5 DIN	3240079	Silver
1 … 2.5	18 … 14	6.50	C-RC 2,5/M6 DIN	3240080	Silver
1 … 2.5	18 … 14	8.40	C-RC 2,5/M8 DIN	3240081	Silver
1 … 2.5	18 … 14	10.50	C-RC 2,5/M10 DIN	3240082	Silver
2.6 … 6	14 … 10	4.30	C-RC 6/M4 DIN	3240083	Silver
2.6 … 6	14 … 10	5.30	C-RC 6/M5 DIN	3240084	Silver
2.6 … 6	14 … 10	6.50	C-RC 6/M6 DIN	3240085	Silver
2.6 … 6	14 … 10	8.40	C-RC 6/M8 DIN	3240086	Silver
2.6 … 6	14 … 10	10.50	C-RC 6/M10 DIN	3240087	Silver
2.6 … 6	14 … 10	13.00	C-RC 6/M12 DIN	3240088	Silver
- 10	- 8	5.30	C-RC 10/M5 DIN	3240089	Silver
- 10	- 8	6.50	C-RC 10/M6 DIN	3240090	Silver
- 10	- 8	8.40	C-RC 10/M8 DIN	3240091	Silver
- 10	- 8	10.50	C-RC 10/M10 DIN	3240092	Silver
- 10	- 8	13.00	C-RC 10/M12 DIN	3240093	Silver
- 16	- 6	5.30	C-RC 16/M5 DIN	3240094	Silver
- 16	- 6	6.50	C-RC 16/M6 DIN	3240095	Silver
- 16	- 6	8.40	C-RC 16/M8 DIN	3240096	Silver
- 16	- 6	10.50	C-RC 16/M10 DIN	3240097	Silver
- 16	- 6	13.00	C-RC 16/M12 DIN	3240098	Silver
- 25	- 4	5.30	C-RC 25/M5 DIN	3240099	Silver
- 25	- 4	6.50	C-RC 25/M6 DIN	3240100	Silver
- 25	- 4	8.40	C-RC 25/M8 DIN	3240101	Silver
- 25	- 4	10.50	C-RC 25/M10 DIN	3240102	Silver
- 25	- 4	13.00	C-RC 25/M12 DIN	3240103	Silver
- 25	- 4	17.00	C-RC 25/M16 DIN	3240104	Silver
- 35	- 2	6.50	C-RC 35/M6 DIN	3240105	Silver
- 35	- 2	8.40	C-RC 35/M8 DIN	3240106	Silver
- 35	- 2	10.50	C-RC 35/M10 DIN	3240107	Silver
- 35	- 2	13.00	C-RC 35/M12 DIN	3240108	Silver
- 35	- 2	17.00	C-RC 35/M16 DIN	3240109	Silver

CRIMPFOX – corresponding connectors for the CRIMPFOX series

Ring cable lugs, non-insulated

Manufactured in accordance with DIN 46234
Sleeve material: copper
Coating: tin-plated
Temperature range: … +110°C

Refer to the overview on page 32/33 for suitable tools.

Conductor cross section [mm²]	Conductor cross section [AWG]	Hole Ø [mm]	Designation ring cable lugs	Order No.	Color
- 50	- 1/0	6.50	C-RC 50/M6 DIN	3240110	Silver
- 50	- 1/0	8.40	C-RC 50/M8 DIN	3240111	Silver
- 50	- 1/0	10.50	C-RC 50/M10 DIN	3240112	Silver
- 50	- 1/0	13.00	C-RC 50/M12 DIN	3240113	Silver
- 50	- 1/0	17.00	C-RC 50/M16 DIN	3240114	Silver
- 70	- 2/0	6.50	C-RC 70/M6 DIN	3240115	Silver
- 70	- 2/0	8.40	C-RC 70/M8 DIN	3240116	Silver
- 70	- 2/0	10.50	C-RC 70/M10 DIN	3240117	Silver
- 95	- 3/0	8.40	C-RC 95/M8 DIN	3240120	Silver
- 95	- 3/0	10.50	C-RC 95/M10 DIN	3240121	Silver
- 95	- 3/0	13.00	C-RC 95/M12 DIN	3240122	Silver
120	250	8.40	C-RC 120/M8 DIN	3240124	Silver
120	250	10.50	C-RC 120/M10 DIN	3240125	Silver
120	250	13.00	C-RC 120/M12 DIN	3240126	Silver
150	300	10.50	C-RC 150/M10 DIN	3240128	Silver
150	300	13.00	C-RC 150/M12 DIN	3240129	Silver
150	300	17.00	C-RC 150/M16 DIN	3240130	Silver
185	350	10.50	C-RC 185/M10 DIN	3240131	Silver
185	350	13.00	C-RC 185/M12 DIN	3240132	Silver
185	350	17.00	C-RC 185/M16 DIN	3240133	Silver
240	500	10.50	C-RC 240/M10 DIN	3240134	Silver
240	500	13.00	C-RC 240/M12 DIN	3240135	Silver
240	500	17.00	C-RC 240/M16 DIN	3240136	Silver

Ring cable lugs, insulated

The insulated ring cable lugs with plastic sleeves feature the "Easy Entry" system. The sleeves are conically tapered to facilitate easy and correct insertion of the conductor. The hard-soldered crimping area guarantees the best mechanical properties and permits horizontal or even vertical crimpings.

Material: copper/tin-plated
Flange material: PA/halogen-free
Temperature range: -20°C … +105°C
Flammability rating: V2

The C-RCEI series is equipped with an additional crimp zone for conductor insulation. Refer to the overview on page 32/33 for suitable tools.

Conductor cross section [mm²]	Conductor cross section [AWG]	Hole/fork size [mm]	Ring cable lugs, insulated	Order No.	Color	Fork-type cable lugs, insulated	Order No.	Color
0.5 … 1.5	20 … 16	3.2	C-RCI 1,5/M3	3240016	Red	C-FCI 1,5/M3	3240032	Red
0.5 … 1.5	20 … 16	3.7	C-RCI 1,5/M3,5	3240017	Red	C-FCI 1,5/M3,5	3240033	Red
0.5 … 1.5	20 … 16	4.3	C-RCI 1,5/M4	3240018	Red	C-FCI 1,5/M4	3240034	Red
0.5 … 1.5	20 … 16	5.3	C-RCI 1,5/M5	3240019	Red	C-FCI 1,5/M5	3240035	Red
0.5 … 1.5	20 … 16	6.5	C-RCI 1,5/M6	3240020	Red	C-FCI 1,5/M6	3240036	Red
1.5 … 2.5	16 … 14	3.2	C-RCI 2,5/M3	3240021	Blue	C-FCI 2,5/M3	3240037	Blue
1.5 … 2.5	16 … 14	3.7	C-RCI 2,5/M3,5	3240022	Blue	C-FCI 2,5/M3,5	3240038	Blue
1.5 … 2.5	16 … 14	4.3	C-RCI 2,5/M4	3240023	Blue	C-FCI 2,5/M4	3240039	Blue
1.5 … 2.5	16 … 14	5.3	C-RCI 2,5/M5	3240024	Blue	C-FCI 2,5/M5	3240040	Blue
1.5 … 2.5	16 … 14	6.5	C-RCI 2,5/M6	3240025	Blue	C-FCI 2,5/M6	3240041	Blue
1.5 … 2.5	16 … 14	8.5	C-RCI 2,5/M8	3240026	Blue			
4 … 6	12 … 10	4.3	C-RCI 6/M4	3240027	Yellow	C-FCI 6/M4	3240042	Yellow
4 … 6	12 … 10	5.3	C-RCI 6/M5	3240028	Yellow	C-FCI 6/M5	3240043	Yellow
4 … 6	12 … 10	6.5	C-RCI 6/M6	3240029	Yellow	C-FCI 6/M6	3240044	Yellow
4 … 6	12 … 10	8.5	C-RCI 6/M8	3240030	Yellow	C-FCI 6/M8	3240045	Yellow
4 … 6	12 … 10	10.5	C-RCI 6/M10	3240031	Yellow			
- 10	- 8	5.3	C-RCI 10/M5	3240219	Red			
- 10	- 8	6.5	C-RCI 10/M6	3240220	Red			
- 10	- 8	8.4	C-RCI 10/M8	3240221	Red			
- 10	- 8	10.5	C-RCI 10/M10	3240222	Red			
0.5 … 1.5	20 … 16	3.2	C-RCEI 1,5/M3	3241201	Red			
0.5 … 1.5	20 … 16	3.7	C-RCEI 1,5/M3,5	3241202	Red			
0.5 … 1.5	20 … 16	4.3	C-RCEI 1,5/M4	3241203	Red			
0.5 … 1.5	20 … 16	5.3	C-RCEI 1,5/M5	3241204	Red			
0.5 … 1.5	20 … 16	6.5	C-RCEI 1,5/M6	3241205	Red			

CRIMPFOX – corresponding connectors for the CRIMPFOX series

Ring cable lugs, insulated

The insulated ring cable lugs with plastic sleeves feature the "Easy Entry" system. The sleeves are conically tapered to facilitate easy and correct insertion of the conductor. The hard-soldered crimping area guarantees the best mechanical properties and permits horizontal or even vertical crimpings.

Material: copper/tin-plated
Flange material: PA/halogen-free
Temperature range: -20°C … +105°C
Flammability rating: V2

The C-RCEI series is equipped with an additional crimp zone for conductor insulation. Refer to the overview on page 32/33 for suitable tools.

Conductor cross section [mm²]	Conductor cross section [AWG]	Hole/fork size [mm]	Ring cable lugs, insulated	Order No.	Color
1.5 … 2.5	16 … 14	3.7	C-RCEI 2,5/M3,5	3241206	Blue
1.5 … 2.5	16 … 14	4.3	C-RCEI 2,5/M4	3241207	Blue
1.5 … 2.5	16 … 14	5.3	C-RCEI 2,5/M5	3241208	Blue
1.5 … 2.5	16 … 14	6.5	C-RCEI 2,5/M6	3241209	Blue
1.5 … 2.5	16 … 14	8.5	C-RCEI 2,5/M8	3241210	Blue
4 … 6	12 … 10	5.3	C-RCEI 6/M5	3241211	Yellow
4 … 6	12 … 10	6.5	C-RCEI 6/M6	3241212	Yellow
4 … 6	12 … 10	8.5	C-RCEI 6/M8	3241213	Yellow
4 … 6	12 … 10	10.5	C-RCEI 6/M10	3241214	Yellow

Fork-type cable lugs, insulated

The insulated fork-type cable lugs with plastic sleeves feature the "Easy Entry" system. The sleeves are conically tapered to facilitate easy and correct insertion of the conductor. The hard-soldered crimping area guarantees the best mechanical properties and permits horizontal or even vertical crimpings.

Material: copper/tin-plated
Flange material: PA/halogen-free
Temperature range: -20°C … +105°C
Flammability rating: V2

Refer to the overview on page 32/33 for suitable tools.

Conductor cross section [mm²]	Conductor cross section [AWG]	Hole/fork size [mm]	Fork-type cable lugs, insulated	Order No.	Color
0.5 … 1.5	20 … 16	3.2	C-FCI 1,5/M3	3240032	Red
0.5 … 1.5	20 … 16	3.7	C-FCI 1,5/M3,5	3240033	Red
0.5 … 1.5	20 … 16	4.3	C-FCI 1,5/M4	3240034	Red
0.5 … 1.5	20 … 16	5.3	C-FCI 1,5/M5	3240035	Red
0.5 … 1.5	20 … 16	6.5	C-FCI 1,5/M6	3240036	Red
1.5 … 2.5	16 … 14	3.2	C-FCI 2,5/M3	3240037	Blue
1.5 … 2.5	16 … 14	3.7	C-FCI 2,5/M3,5	3240038	Blue
1.5 … 2.5	16 … 14	4.3	C-FCI 2,5/M4	3240039	Blue
1.5 … 2.5	16 … 14	5.3	C-FCI 2,5/M5	3240040	Blue
1.5 … 2.5	16 … 14	6.5	C-FCI 2,5/M6	3240041	Blue
4 … 6	12 … 10	4.3	C-FCI 6/M4	3240042	Yellow
4 … 6	12 … 10	5.3	C-FCI 6/M5	3240043	Yellow
4 … 6	12 … 10	6.5	C-FCI 6/M6	3240044	Yellow
4 … 6	12 … 10	8.5	C-FCI 6/M8	3240045	Yellow

Flat pin cable lugs with hooks, insulated

The insulated flat pin cable lugs are made from high-quality copper. Grooves are machined into the interior area of the sleeves and allow for high extraction values and the best contact properties. Easy and correct conductor insertion with the "Easy Entry" insulating collar.

Material: copper/tin-plated
Flange material: PA/halogen-free
Temperature range: -20°C … +105°C
Flammability rating: V2

Refer to the overview on page 32/33 for suitable tools.

Conductor cross section [mm²]	Conductor cross section [AWG]	Pin width [mm]	Designation cable lugs	Order No.	Color
0 … 1.5	20 … 16	2.80	C-BCI 1,5/2,8	3240015	Red
0.5 … 1.5	20 … 16	4.60	C-BCI 1,5/4,6	3240568	Red
1.5 … 2.5	16 … 14	2.80	C-BCI 2,5/2,8	3240046	Blue
1.5 … 2.5	16 … 14	4.60	C-BCI 2,5/4,6	3240569	Blue
4 … 6	12 … 10	2.80	C-BCI 6/2,8	3240047	Yellow
4 … 6	12 … 10	4.60	C-BCI 6/4,6	3240570	Yellow

CRIMPFOX – corresponding connectors for the CRIMPFOX series

Flat pin cable lugs, straight, insulated

The insulated flat pin cable lugs with plastic collar feature easy and safe conductor insertion thanks to "Easy Entry" technology, hard-soldered crimping zone for maximum pull-out forces, electrolytic tin plating as corrosion protection, and are halogen-free.

Material: copper/tin-plated
Flange material: PA/halogen-free
Temperature range: -20°C … +105°C
Flammability rating: V2

Refer to the overview on page 32/33 for suitable tools.

Conductor cross section		Pin dim. [mm]	Pin width [mm]	Designation cable lugs	Order No.	Color
[mm²]	[AWG]					
0.5 … 1.5	20 … 16	19.5 x 2.8	2.80	C-BCSI 1,5/9 x 2,8	3240531	Red
1.5 … 2.5	16 … 14	32 x 4.5	2.80	C-BCSI 2,5/9 x 2,8	3240532	Blue
4 … 6	12 … 10	32 x 4.5	2.80	C-BCSI 6/10 x 2,8	3240546	Yellow
4 … 6	12 … 10	24 x 2.8	4.50	C-BCSI 6/18 x 4,5	3240533	Yellow

Pin cable lugs, insulated

The insulated pin cable lugs with plastic collar feature easy and safe conductor insertion thanks to "Easy Entry" technology, hard-soldered crimping zone for maximum pull-out forces, electrolytic tin plating, and are halogen-free.

Manufactured in accordance with UL
Sleeve material: copper/tin-plated
Flange material: PA/halogen-free
Temperature range: -20°C … +105°C
Flammability rating: V2

Refer to the overview on page 32/33 for suitable tools.

Conductor cross section		Ø pin [mm]	Designation cable lugs	Order No.	Color
[mm²]	[AWG]				
0.5 … 1	20 … 16	2.00	C-PCI 1,5/2	3240064	Red
1.5 … 2.5	16 … 14	2.00	C-PCI 2,5/2	3240066	Blue
4 … 6	12 … 10	2.70	C-PCI 6/2,7	3240068	Yellow

Pin cable lugs, insulated with additional crimp zone

The insulated C-PCEI... pin cable lugs have an additional metal sleeve for the insulation crimp. The conductor and insulation are crimped together, which increases the vibration resistance and tensile strength.

Material: copper/tin-plated
Flange material: PA/halogen-free
Temperature range: -20°C … +105°C
Flammability rating: V2

Refer to the overview on page 32/33 for suitable tools.

Conductor cross section		Ø pin [mm]	Designation cable lugs	Order No.	Color
[mm²]	[AWG]				
0.5 … 1	20 … 16	2.00	C-PCEI 1,5/2	3241215	Red
1.5 … 2.5	16 … 14	2.00	C-PCEI 2,5/2	3241216	Blue
4 … 6	12 … 10	2.70	C-PCEI 6/2	3241217	Yellow

CRIMPFOX – corresponding connectors for the CRIMPFOX series

Butt connectors, fully insulated

The insulated butt connectors have a conductor protection for exact positioning. They are electrolytically galvanized for optimum corrosion protection.

Material: copper/tin-plated
Flange material: PA/halogen-free
Temperature range: -20°C … +105°C
Flammability rating: V2

Conductor cross section [mm²]	Conductor cross section [AWG]	Width [mm]	Designation butt connector	Order No.	Color
0 … 1.5	20 … 16	4.00	C-JCI 1,5	3240061	Red
1.5 … 2.5	16 … 14	4.50	C-JCI 2,5	3240062	Blue
4 … 6	12 … 10	6.00	C-JCI 6	3240063	Yellow

Slip-on blade connectors, slip-on distributors, and slip-on sleeves, insulated

The insulated slip-on sleeves feature the "Easy Entry" system. The sleeves are conically tapered to facilitate easy and correct insertion of the conductor. An additional metal sleeve guarantees the best mechanical and electrical properties and permits horizontal or even vertical crimpings.

Material: brass
Coating: tin-plated
Flange material: PA
Halogen-free
Temperature range: -20°C … +105°C
Flammability rating: V2

Conductor cross section [mm²]	Conductor cross section [AWG]	Length [mm]	Slip-on sleeves, insulated	Order No.	Color	Slip-on sleeves, fully insulated	Order No.	Color
0.5 … 1.5	20 … 16	2.8	C-SCFI 1,5/2,8 x 0,5	3240048	Red	C-SCFFI 1,5/2,8 x 0,5	3240534	Red
0.5 … 1.5	20 … 16	2.8	C-SCFI 1,5/2,8 x 0,8	3240049	Red	C-SCFFI 1,5/2,8 x 0,8	3240535	Red
0.5 … 1.5	20 … 16	4.8	C-SCFI 1,5/4,8 x 0,5	3240050	Red	C-SCFFI 1,5/4,8 x 0,5	3240536	Red
0.5 … 1.5	20 … 16	4.8	C-SCFI 1,5/4,8 x 0,8	3240051	Red	C-SCFFI 1,5/4,8 x 0,8	3240537	Red
0.5 … 1.5	20 … 16	6.3	C-SCFI 1,5/6,3 x 0,8	3240052	Red	C-SCFFI 1,5/6,3 x 0,8	3240538	Red
1.5 … 2.5	16 … 14	4.8	C-SCFI 2,5/4,8 x 0,5	3240053	Blue	C-SCFFI 2,5/4,8 x 0,5	3240539	Blue
1.5 … 2.5	16 … 14	4.8	C-SCFI 2,5/4,8 x 0,8	3240054	Blue	C-SCFFI 2,5/4,8 x 0,8	3240540	Blue
1.5 … 2.5	16 … 14	6.3	C-SCFI 2,5/6,3 x 0,8	3240055	Blue	C-SCFFI 2,5/6,3 x 0,8	3240547	Blue
4 … 6	12 … 10	6.3	C-SCFI 6/6,3 x 0,8	3240056	Yellow	C-SCFFI 6/6,3 x 0,8	3240541	Yellow

Conductor cross section [mm²]	Conductor cross section [AWG]	Length [mm]	Slip-on blade connector, insulated	Order No.	Color
0.5 … 1.5	20 … 16	6.3	C-SCMI 1,5/6,3 x 0,8	3240058	Red
1.5 … 2.5	16 … 14	6.3	C-SCMI 2,5/6,3 x 0,8	3240059	Blue
4 … 6	12 … 10	6.3	C-SCMI 6/6,3 x 0,8	3240060	Yellow

Conductor cross section [mm²]	Conductor cross section [AWG]	Length [mm]	Slip-on distributors, insulated	Order No.	Color
0.5 … 1.5	20 … 16	6.3	C-SCFMI 1,5/6,3 x 0,8	3240529	Red
1.5 … 2.5	16 … 14	6.3	C-SCFMI 2,5/6,3 x 0,8	3240530	Blue

Tool and crimp sets

Universal tool sets, for convenient on-site use, equipped with cutting, stripping, and testing tools from the TOOL fox tool range. The pockets are made from robust, hard-wearing material.

Type	Order No.	TOOL-KIT STANDARD	1212422
Set for cutting, stripping, crimping, and screwing, consisting of:		CUTFOX 18	Cable cutter for copper and aluminum up to 18 mm diameter (up to 50 mm²)
		WIREFOX-D 40	Stripping tool for dismantling cables from 4.5 ... 40 mm in diameter, insulation thickness of up to 4.5 mm
		WIREFOX 10	Automatic stripping pliers for conductors 0.02 ... 10 mm²
		CRIMPFOX 6S-F	Crimping pliers for ferrules 0.5 … 6 mm² with self-adjusting die, front conductor entry
		SZF 1-0,6X3,5	Bladed screwdriver
		TOOL-KIT STANDARD EMPTY	Tool kit empty, 1212423
Tool kit, assembled according to customer specifications		**TOOL-KIT CUS**	1200085
		The CUS tool kit can be assembled according to your specifications in the product area of our website at phoenixcontact.net/products.	

Type	Order No.	CRIMPFOX CENTRUS 6S SET	1213999
Set for cutting, stripping, and crimping, consisting of:		CUTFOX 18	Cable cutter for copper and aluminum up to 18 mm diameter (up to 50 mm²)
		WIREFOX 10	Stripping pliers, for stripping conductors up to 10 mm²
		CRIMPFOX CENTRUS 6S	Crimping pliers for ferrules 0.14 … 6 mm² with self-adjusting die, front conductor entry
		AI SORTI BOX RD	Assortment box with ferrules, 50 pcs. each of: AI 0.5-8 WH, AI 2.5-8 BU, 100 pcs. each of: AI 0.75-8 GY, AI 1-8 RD, AI 1.5-8 BK
		TOOL-KIT STANDARD EMPTY	Tool kit empty, 1212423

Tool and crimp sets

Type	Order No.	TOOL DATA SET	1208856
Set for cutting, stripping, and crimping, consisting of:		CUTFOX 12	Cable cutter for copper and aluminum conductors up to 12 mm in diameter (up to 35 mm²)
		WIREFOX-D 11	Stripping tool for dismantling signal, control, and fiberglass cables up to 11 mm, insulation thickness of up to 1 mm
		CRIMPFOX-M	Basic pliers for accommodating dies for various contact types
		CRIMPFOX-M RJ45/DIE	Die for CRIMPFOX-M, for unshielded RJ45 connectors, stackable storage box
		TOOL-KIT STANDARD EMPTY	Tool kit empty, 1212423

Type	Order No.	TOOL SET ALLROUND 2	1208843
Set for cutting, stripping, and crimping, consisting of:		CUTFOX 12	Cable cutter for copper and aluminum conductors up to 12 mm in diameter (up to 35 mm²)
		WIREFOX 10	Automatic stripping pliers for conductors 0.02 ... 10 mm²
		CRIMPFOX 10 S	Crimping pliers for ferrules 0.14 … 10 mm² with self-adjusting die

Type	Order No.	TOOL SET ALLROUND 3	1208953
Set for cutting, stripping, crimping, and screwing, consisting of:		WIREFOX 10	Automatic stripping pliers for conductors of 0.02 ... 10 mm²
		CRIMPFOX 6S-F	Crimping pliers for ferrules 0.5 … 6 mm² with self-adjusting joint, front conductor entry
		SZF 1-0,6 x 3,5	Bladed screwdriver
		AI SORTIBOX RD	Assortment box with ferrules, 50 pcs. each of: AI 0.5-8 WH, AI 2.5-8 BU, 100 pcs. each of: AI 0.75-8 GY, AI 1-8 RD, AI 1.5-8 BK

Tool and crimp sets

Robust tool case for carrying and wearing. The case features a wide selection of high-quality tools from the TOOL fox tool range. It is lockable and has a business card pocket.

Type	Order No.		
Tool case, lockable, with adjustable strap, equipped with each of the following tools:		**TOOL-CASE**	1212629
		CUTFOX 12	Cable cutter for copper and aluminum conductors up to 12 mm in diameter (up to 35 mm²)
		CUTFOX-S VDE	Diagonal cutter for copper and aluminum conductors, VDE-tested
		MICROFOX-SB	Electronic diagonal cutter
		WIREFOX 10	Automatic stripping pliers for conductors 0.02 ... 10 mm²
		WIREFOX-D 13	Stripping tool, for stripping cables from 8 ... 13 mm
		WIREFOX-D 28	Stripping tool for stripping cables from 8 ... 28 mm
		WIREFOX-D 11	Stripping tool for dismantling signal, control, and fiberglass cables up to 11 mm, insulation thickness of up to 1 mm
		CRIMPFOX-M SET	Crimping pliers set for ferrules and insulated and non-insulated cable lugs
		CRIMPFOX-M RCI 6/DIE	Die for CRIMPFOX-M, for non-insulated cable lugs, stackable storage box
		UNIFOX-C VDE	Combination pliers, VDE version
		UNIFOX-P VDE	Needle-nose pliers, VDE version
		UNIFOX-WP	Water pump pliers
		Screwdriver set slotted	SZS 0,4 x 2,5 / 0,5 x 3,0 / 1,0 x 4,0 / 1,0 x 6,5, VDE versiion
		Screwdriver set crosshead	Screwdriver, for Phillips Recess screws, sizes: 0/1/2, VDE version
		THEX screwdriver set	SF-THEX 2.5-100/3-100/4-150/5-150, non-insulated
		SF-SOCKET SET 47	47-part 1/4" socket tray
		Voltage tester	Voltage tester for DC and AC voltages from 12 V to 1000 V AC/1100 V DC, IP65
		USS 4	Control cabinet key metal, for all common control cabinets
		AI SORTI BOX RD	Assortment box with ferrules, 50 pcs. each of: AI 0.5-8 WH, AI 2.5-8 BU, 100 pcs. each of: AI 0.75-8 GY, AI 1-8 RD, AI 1.5-8 BK
		AI-TWIN SORTI BOX BU	Assortment box with TWIN ferrules, 50 pcs. each of: AI-TWIN 2 0.5-8 WH, AI-TWIN 2 x 0.75-8 GY, AI-TWIN 2 x 1-8 RD, AI-TWIN 2 x 1.5-8 BK, 25 pcs. each of: AI-TWIN 2 x 2.5-10 BU
		Cutter knife	With segment blades
		Measuring tape	5 m inch/metric
		Accessories	Safety glasses, hammer 300 g, continuity tester, scriber, combination wrench set 5 ... 22 mm, adjustable wrench < 30 mm
		TOOL-CASE EMPTY	Tool case, lockable, with elasticated straps to hold tools in place, empty, 1212628
Tool case, assembled according to customer specifications		**TOOL-CASE CUS**	1200072
		The CUS tool case can be assembled according to your specifications in the product area of our website at phoenixcontact.net/products.	

Tool and crimp sets

Stripping and crimp set in a robust metal assortment box with ferrules and tools for conductors up to 6 mm². The ferrules are manufactured in accordance with DIN 46228-4 and UL 486F. UL and CSA-certified.

Type	Order No.		
		CRIMPSET 6	1202072
		QUICK WIREFOX 6	Stripping tool for cables and conductors up to 6 mm²
		CRIMPFOX 6T	Crimping pliers with integrated pressure lock for ferrules between 0.25 ... 6 mm², front insertion
		Ferrules, 500 pcs. each of:	AI 0,25-6 YE; AI 0,34-6 TQ; AI 0,5-8 WH; AI 0,75-8 GY; AI 1-8 RD; AI 1,5-8 BK
		300 pcs. ferrules	AI 2,5-8 BU
		200 pcs. ferrules	AI 4-10 GY
		100 pcs. ferrules	AI 6-12 YE
		CRIMPSET 6/25 LEER	1204041

Stripping and crimp set in a robust metal assortment box with ferrules and tools for conductors from 10 … 16 mm². The ferrules are manufactured in accordance with DIN 46228-4 and UL 486F. UL and CSA-certified.

Type	Order No.		
		CRIMPSET 25	1202580
		WIREFOX-D 40	Stripping tool for stripping cables from 4.5 ... 40 mm in diameter
		CRIMPFOX 25R	Crimping pliers with integrated pressure lock for ferrules from 10 - 25 mm², lateral entry
		300 pcs. ferrules	AI 10-12 RD
		200 pcs. ferrules	AI 16-12 BU
		100 pcs. ferrules	AI 25-16 YE
		CRIMPSET 6/25 LEER	1204041

Type	Order No.		
Assortment box, red, consisting of ferrules in accordance with DIN 46228-4 and UL 486F, 50 pcs. each of: AI 0.5-8 WH; AI 2.5-8 BU, 100 pcs. each of: AI 0.75-8 GY; AI 1-8 RD; AI 1.5-8 BK		**AI SORTI BOX RD**	3202960
		AI-TWIN SORTI BOX BU	3202986
		AI-TWIN SORTI BOX GY	3202999
		AI SORTI BOX ANT	3202973
For further assortment boxes and fitting versions, see www.phoenixcontact.net/catalog.			

Tool sets

Universal tool sets, for convenient on-site use, equipped with a selection of products from the TOOL fox tool range. The pockets are made from robust and hard-wearing material. With business card pocket.

Type	Order No.	TOOL-WRAP	1212505
Tool wrap, equipped with one of each of the following tools:		CUTFOX 16 VDE	Cable cutter for copper and aluminum conductors, VDE-tested
		CUTFOX-S VDE	Diagonal cutter for copper and aluminum conductors, VDE-tested
		SZK PH0	Screwdriver, for Phillips Recess screws, size: 0
		SZK PH1	Screwdriver, for Phillips Recess screws, size: 1
		SZK PH2	Screwdriver, for Phillips Recess screws, size: 2
		SZS 0,4 x 2,5	Screwdriver, bladed, blade: 0.4 x 2.5 x 80 mm, length: 161 mm
		SZS 0,5 x 3,0	Screwdriver, bladed, blade: 0.5 x 3.0 x 100 mm, length: 181 mm
		SZS 1,0 x 4,0	Screwdriver, bladed, blade: 1.0 x 4.0 x 100 mm, length: 198 mm
		SZS 1,0 x 6,5	Screwdriver, bladed, blade: 1.0 x 6.5 x 150 mm, length: 248 mm
		UNIFOX-C VDE	Combination pliers, VDE version
		UNIFOX-P VDE	Needle-nose pliers, VDE version
		Voltage tester	Voltage tester for DC and AC voltages from 12 V to 1000 V AC/1100 V DC, IP65
		TOOL-WRAP EMPTY	Tool wrap empty, 1212501
Tool wrap, assembled according to customer specifications		**TOOL-WRAP CUS**	1200083
		The CUS tool wrap can be put together according to your requirements in the product area on our website at phoenixcontact.net/products.	

Convenient and padded tool bag for wearing. In addition to the tool compartments in the front and back, it is equipped with a laptop and document pocket. Made from hard-ware material. With business card pocket.

Type	Order No.	TOOL-BAG	1212504
Tool bag, equipped with each of the following tools:		AI SORTI BOX RD	Assortment box with ferrules, 50 pcs. each of: AI 0.5-8 WH, AI 2.5-8 BU, 100 pcs. each of: AI 0.75-8 GY, AI 1-8 RD, AI 1.5-8 BK
		CRIMPFOX-M SET	Crimping pliers set for ferrules and insulated and non-insulated cable lugs
		CUTFOX 25 VDE	Cable cutter for copper and aluminum conductors, VDE-tested
		CUTFOX-S VDE	Diagonal cutter for copper and aluminum conductors, VDE-tested
		SZK PH0	Screwdriver, for Phillips Recess screws, size: 0
		SZK PH1	Screwdriver, for Phillips Recess screws, size: 1
		SZK PH2	Screwdriver, for Phillips Recess screws, size: 2
		SZS 0,4 x 2,5	Screwdriver, bladed, blade: 0.4 x 2.5 x 80 mm, length: 161 mm
		SZS 0,5 x 3,0	Screwdriver, bladed, blade: 0.5 x 3.0 x 100 mm, length: 181 mm
		SZS 1,0 x 4,0	Screwdriver, bladed, blade: 1.0 x 4.0 x 100 mm, length: 198 mm
		SZS 1,0 x 6,5	Screwdriver, bladed, blade: 1.0 x 6.5 x 150 mm, length: 248 mm
		UNIFOX-C VDE	Combination pliers, VDE version
		UNIFOX-P VDE	Needle-nose pliers, VDE version
		UNIFOX-WP	Water pump pliers
		USS 4	Control cabinet key in metal, for all common control cabinets
		WIREFOX 10	Automatic stripping pliers for conductors 0.02 ... 10 mm²
		WIREFOX-D 40	Stripping tool, for dismantling cables from 4.5 ... 40 mm, insulation thickness of up to 4.5 mm
		Cutter knife	With segment blade
		Measuring tape	5 m inch/metric
		TOOL-BAG EMPTY	Tool bag, with document and laptop compartments, empty, 1212500
Tool bag, assembled according to customer specifications		**TOOL-BAG CUS**	1200081
		The CUS tool bag can be assembled according to your specifications in the product area of our website at phoenixcontact.net/products.	

Tool sets

Universal tool sets, for convenient on-site use, equipped with cutting, stripping, and testing tools from the TOOL fox tool range. The pockets are made from robust and hard-wearing material. With business card pocket.

Type	Order No.		
Tool bag, equipped with each of the following tools:		**TOOL-CARRIER**	1212503
		CRIMPFOX-M	Basic pliers, for accommodating dies for various contact types
		CRIMPFOX-M 10/DIE	Die, for CRIMPFOX-M, for 0.25 ... 10 mm² ferrules, stackable storage box
		CUTFOX 18	Cable cutter for copper and aluminum conductors
		CUTFOX-S VDE	Diagonal cutter for copper and aluminum conductors, VDE-tested
		SZK PH0	Screwdriver, for Phillips Recess screws, size: 0
		SZK PH1	Screwdriver, for Phillips Recess screws, size: 1
		SZK PH2	Screwdriver, for Phillips Recess screws, size: 2
		SZS 0,4X2,5	Screwdriver, bladed, blade: 0.4 x 2.5 x 80 mm, length: 161 mm
		SZS 0,5X3,0	Screwdriver, bladed, blade: 0.5 x 3.0 x 100 mm, length: 181 mm
		SZS 1,0X4,0	Screwdriver, bladed, blade: 1.0 x 4.0 x 100 mm, length: 198 mm
		SZS 1,0X6,5	Screwdriver, bladed, blade: 1.0 x 6.5 x 150 mm, length: 248 mm
		UNIFOX-CE VDE	Combination pliers, angled, VDE version
		UNIFOX-P VDE	Needle-nose pliers, VDE version
		UNIFOX-WP	Water pump pliers
		USS 4	Control cabinet key in metal, for all common control cabinets
		WIREFOX 10 VDE	Stripping pliers, for stripping conductors up to 10 mm²
		WIREFOX-D 13	Stripping tool, for stripping cables from 8 ... 13 mm
		WIREFOX-D 28	Stripping tool, for stripping cables from 8 ... 28 mm
		Voltage tester	Voltage tester for DC and AC voltages from 12 V to 1000 V AC/1100 V DC, IP65
		Cutter knife	With segment blade
		Measuring tape	5 m inch/metric
		TOOL-CARRIER EMPTY	Tool bag, empty, 1212499
Tool bag, assembled according to customer specifications		**TOOL-CARRIER CUS**	1200082
		The CUS tool bag can be assembled according to your specifications in the product area of our website at phoenixcontact.net/products.	

The tool belt pouch has multiple pockets for safe storage of the tools. With business card pocket.

Type	Order No.		
Tool belt pouch, equipped with one of each of the following tools:		**TOOL-BELTPOUCH**	1212506
		CUTFOX 18	Cable cutter for copper and aluminum conductors up to 18 mm in diameter (up to 50 mm²)
		CUTFOX-S VDE	Diagonal cutter for copper and aluminum conductors, VDE-tested
		Voltage tester	Voltage tester for DC and AC voltages from 12 V to 1000 V AC/1100 V DC, IP65
		SZK PH1	Screwdriver, for Phillips Recess screws, size: 1
		SZK PH2	Screwdriver, for Phillips Recess screws, size: 2
		SZS 0,5 x 3,0	Screwdriver, bladed, blade: 0.5 x 3.0 x 100 mm, length: 181 mm
		SZS 1,0 x 4,0	Screwdriver, bladed, blade: 1.0 x 4.0 x 100 mm, length: 198 mm
		SZS 1,0 x 5,5	Screwdriver, bladed, blade: 1.0 x 5.5 x 125 mm, length: 223 mm
		UNIFOX-CE VDE	Combination pliers, angled, VDE version
		USS 4	Control cabinet key in metal, for all common control cabinets
		WIREFOX-D 13	Stripping tool, for stripping cables from 8 ... 13 mm
		Cutter knife	With segment blade
		Measuring tape	5 m inch/metric
		TOOL-BELTPOUCH EMPTY	Tool belt pouch empty, 1212502
Tool belt pouch, assembled according to customer specifications		**TOOL-BELTPOUCH CUS**	1200084
		The CUS tool belt pouch can be put together according to your requirements in the product area on our website at phoenixcontact.net/products.	

For screwdriver sets see page 57.

Screwdrivers and torque screwdrivers
SCREWFOX

Phoenix Contact screwdrivers are tailored to a variety of different screws.

This is particularly true of the products in our terminal block range. Ergonomically designed handles mean that the required torque is transferred with a reasonable amount of force. Adjustable torque and cordless screwdrivers complete the product range.

Ergonomic and durable

Whether bits, screwdrivers with a wide range of drives and sizes, cordless screwdrivers or manual torque screwdrivers – Phoenix Contact has the right screwdriver tool for you.

- Durable, thanks to specially hardened and tempered blades
- High torque transmission, thanks to the special two-component handle geometry
- Solid, thanks to high-quality components and raw materials

Maximum force transmission

Two-component and ergonomically designed handles ensure an optimum grip and support effortless working.

Precise torque

The finely adjustable torque enables optimum adaptation to various screw sizes and ensures a consistent torque at all times.

Cordless screwdrivers

The SF-ASD 21 high-precision cordless torque screwdriver is the ideal one-hand tool for efficiently connecting conductors to screw connections.

SCREWFOX screwdriver tools

Screwdrivers

The SF... screwdriver tools are equipped with ergonomic two-component handles. This enables effortless working, while transmitting maximum power and thereby enabling a secure hold. Optimum blade shapes guarantee a secure hold in the screw and prevent slipping. The hexagon on the handle prevents rolling away. The VDE-insulated screwdriver tools are unit-tested and offer high security when working with live parts up to 1000 V AC/1500 V DC.

The SF...S-VDE versions has insulation that runs into the shaft. Since there is no protruding shaft, even deeper lying screws can be reached with ease.

		Not insulated		Insulated		Insulated, slender design	
		Type	Order No.	Type	Order No.	Type	Order No.
Slotted	**Blade:**						
The SF-SLIC... screwdriver tools are equipped with an impact cap and a hexagon wrench aid.	0.4 x 2.0 mm	**SF-SL 0,4X2,0-60**	1212546				
	0.4 x 2.5 mm	**SF-SL 0,4X2,5-75**	1212547	**SZS 0,4X2,5 VDE**	1205037		
	0.5 x 3.0 mm	**SF-SL 0,5X3,0-80**	1212548	**SZS 0,5X3,0 VDE**	1207404		
	0.6 x 2.5 mm			**SZS 0,6X2,5 VDE**	1205040		
	0.6 x 3.5 mm	**SF-SL 0,6X3,5-100**	1212549	**SZS 0,6X3,5 VDE**	1212602	**SF-SL 0,6X3,5-100 S VDE**	1212587
	0.6 x 3.5 mm	**SF-SL 0,6X3,5-200**	1212550				
	0.8 x 4.0 mm	**SF-SL 0,8X4,0-100**	1212551	**SZS 0,8X4,0 VDE**	1212508	**SF-SL 0,8X4,0-100 S VDE**	1212588
	1.0 x 4.0 mm			**SZS 1,0X4,0 VDE**	1205066		
	1.0 x 5.5 mm	**SF-SL 1,0X5,5-150**	1212552	**SZS 1,0X5,5 VDE**	1209114	**SF-SL 1,0X5,5-125 S VDE**	1212589
	1.0 x 6.5 mm			**SZS 1,0X6,5 VDE**	1205079		
	1.2 x 6.5 mm	**SF-SL 1,2X6,5-150**	1212553				
	1.2 x 8.0 mm			**SZS 1,2X8,0 VDE**	1205082		
	1.2 x 7.0 mm			**SF-SLIC 1,2X7,0-125**	1212554		
	1.6 x 10.0 mm			**SF-SLIC 1,6X10,0-175**	1212555		
Phillips PH							
	PH0 x 60 mm	**SF-PH 0-60**	1212558				
	PH0 x 80 mm			**SZK PH0 VDE**	1205147		
	PH1 x 80 mm	**SF-PH 1-80**	1212559	**SZK PH1 VDE**	1205150	**SF-PH1-80 S VDE**	1212693
	PH2 x 100 mm	**SF-PH 2-100**	1212560	**SZK PH2 VDE**	1205163	**SF-PH2-100 S VDE**	1212694
	PH3 x 150 mm	**SF-PH 3-150**	1212561	**SZK PH3 VDE**	1212536		
Phillips PZ							
	PZ0 x 60 mm	**SF-PZ 0-60**	1212562				
	PZ0 x 80 mm			**SZK PZ0 VDE**	1206447		
	PZ1 x 80 mm	**SF-PZ 1-80**	1212563	**SZK PZ1 VDE**	1206450	**SF-PZ1-80 S VDE**	1212695
	PZ2 x 100 mm	**SF-PZ 2-100**	1212564	**SZK PZ2 VDE**	1206463	**SF-PZ2-100 S VDE**	1212696
	PZ3 x 150 mm	**SF-PZ 3-150**	1212565	**SZK PZ3 VDE**	1212599		
Plus-Minus PH							
	PH1 x 80 mm			**SF-PHSL 1-80 VDE**	1212283	**SF-PHSL 1-80 S VDE**	1212697
	PH2 x 100 mm			**SF-PHSL 2-100 VDE**	1212288	**SF-PHSL 2-100 S VDE**	1212698
Plus-Minus PZ							
	PZ1 x 80 mm			**SF-PZSL 1-80 VDE**	1212556	**SF-PZSL 1-80 S VDE**	1212699
	PZ2 x 100 mm			**SF-PZSL 2-100 VDE**	1212557	**SF-PZSL 2-100 S VDE**	1212700
TX/TXH							
The non-insulated SF-TXH versions can also be used for security screws with pins aside from the standard Torx® screws.	TX(H) 8 x 60 mm	**SF-TXH 8X60**	1200148				
	TX(H) 8 x 80 mm			**SF-TX 8X80 VDE**	1200155		
	TX(H) 10 x 80 mm	**SF-TXH 10X80**	1200149	**SF-TX 10X80 VDE**	1200156		
	TX(H) 15 x 80 mm	**SF-TXH 15X80**	1200150	**SF-TX 15X80 VDE**	1200157		
	TX(H) 20 x 80 mm			**SF-TX 20X80 VDE**	1200158		
	TX(H) 20 x 100 mm	**SF-TXH 20X100**	1200151				
	TX(H) 25 x 100 mm	**SF-TXH 25X100**	1200152	**SF-TX 25X100 VDE**	1200159		
	TX(H) 30 x 100 mm			**SF-TX 30X100 VDE**	1200160		
	TX(H) 30 x 115 mm	**SF-TXH 30X115**	1200153				
	TX(H) 40 x 130 mm	**SF-TXH 40X130**	1200154				
SZG							
The SZG... screwdrivers have been specially designed for test socket screws.	0.6 x 3.5 mm (Ø 2.3)			**SZG 0,6X3,5 VDE**	1205121		
	0.9 x 6.5 mm (Ø 4.0)			**SZG 0,9X6,5 VDE**	1205134		

SCREWFOX screwdriver tools

Screwdrivers for actuating spring-cage and fast connection terminal blocks

In addition to their standard application, these screwdrivers are particularly suited to actuating terminal blocks from the PT…, ST... and QTC… series. The defined blade angle opens the spring terminal block as far as possible without leaving any damage.

The ST-BW... curved versions are ideal for use in narrow areas.

Type	Order No.	Non-insulated		Insulated		Insulated/angled	
Blade: 0.4 x 2.5 mm		**SZF 0-0,4X2,5**	1204504			**ST-BW-0**	1200135
Blade: 0.6 x 3.5 mm		**SZF 1-0,6X3,5**	1204517	**SZS 0,6 x 3,5**	1205053	**ST-BW**	1207608
Blade: 0.8 x 4.0 mm		**SZF 2-0,8X4,0**	1204520				
Blade: 1.0 x 5.5 mm		**SZF 3-1,0X5,5**	1206612				

Voltage tester single position

Single-position voltage tester, slotted, for 150-250 V AC

Type	Order No.		
		SF-VT VDE	1212598

Hexagonal socket wrenches and screwdrivers

Socket wrenches for tightening hexagonal screws and nuts. Two-component, ergonomically designed handles ensure an optimum grip.

Type	Order No.	Hexagonal socket wrench	
Wrench size 5.5 mm		**SHN 5.5**	1209855
Wrench size 8.0 mm		**SHN 8**	1209868
Wrench size 13 mm		**SHN 13**	1209923

The T-handle screwdrivers for Allen screws remain safely in your hand with the ergonomically designed handles and allow you to work precisely.

Type	Order No.	Allen key	
Size: 2 x 100 mm		**SF-THEX 2-100**	1212637
Size: 2.5 x 100 mm		**SF-THEX 2,5-100**	1212638
Size: 3 x 100 mm		**SF-THEX 3-100**	1212639
Size: 4 x 150 mm		**SF-THEX 4-150**	1212640
Size: 5 x 150 mm		**SF-THEX 5-150**	1212641
Size: 6 x 200 mm		**SF-THEX 6-200**	1212642
Size: 8 x 200 mm		**SF-THEX 8-200**	1212643
Size: 10 x 200 mm		**SF-THEX 10-200**	1212644

SCREWFOX screwdriver tools

Hexagonal socket wrenches and screwdrivers

Offset screwdriver set, metric, 9-part, in practical holder
Hex: with ball head, matt chrome-plated
Torx with ball head from TX 15, phosphate coated

Type	Order No.	Allen key set		Torx set	
Size: SW 1,5, 2, 2,5, 3, 4, 5, 6, 8, 10		**SF-LHEX SET**	1212544		
Size: TX 8, 9, 10, 15, 20, 25, 27, 30, 40				**SF-LTX SET**	1200162

Torque cordless screwdrivers

The cordless screwdriver features the following:
- Right/left rotation
- Two-speed gear
- 21-stage clutch with drilling setting up to 600 rpm
- 6.3 mm hexagonal fast connection drill chuck
- High torque repeat accuracy

Type	Order No.	SF-ASD 21	1212532	SF-ASD 21 SET 230V	1212530
Description		Adjustable from 0.3 ... 4.4 Nm, incl. 1.2 Ah battery pack		Consisting of: torque cordless screwdriver incl. two batteries, 230 V charger, bits and user manual, aluminum case	
Accessories					
Replacement charger		**SF-ASD 21/CHARGER 230 V**	1212535		
Replacement battery		**SF-ASD 21/ACCU 1,5 AH**	1212533		

Torque screwdrivers with hexagonal fast connection holder

The high-precision, finely adjustable torque screwdrivers in accordance with EN ISO 6789 are optimally tailored to Phoenix Contact products with a screw connection.

Type	Order No.	TSD-M 1,2NM	1212224	TSD-M 3NM	1212225	TSD-M 6NM	1212226
Torque		0.3 … 1.2 Nm		1.2 … 3.0 Nm		3.0 … 6.0 Nm	
Accessories							
Adapter insert		**TSD-M SAC-BIT ADAPTER**	1212600	**TSD-M SAC-BIT ADAPTER**	1212600	**TSD-M SAC-BIT ADAPTER**	1212600

This bit screwdriver with 1/4" quick-action chuck and 119 mm long handle is suitable for bits in accordance with DIN 3126-C 6.3 and E 6.3/ISO 1173.

Type	Order No.	S-M BH	1212070	SF-UBH	1212590

Tool inserts for cordless screwdrivers and bit handles

The hardened bits are suitable for hard and soft screws. Optimum edge geometries increase the bearing surface and prevent the screws from being over-tightened.

Type	Order No.				
Size: 0.5 x 3.0 x 50 mm		SF-BIT-SL 0,5X3,0-50	1212566		
Size: 0.5 x 3.0 x 70 mm		SF-BIT-SL 0,5X3,0-70	1212567		
Size: 0.6 x 3.5 x 50 mm		SF-BIT-SL 0,6X3,5-50	1212568		
Size: 0.6 x 3.5 x 70 mm		SF-BIT-SL 0,6X3,5-70	1212569		
Size: 0.8 x 4.0 x 50 mm		SF-BIT-SL 0,8X4,0-50	1212571		
Size: 0.8 x 40 x 70 mm		SF-BIT-SL 0,8X4,0-70	1212572		
Size: 1.0 x 5.5 x 50 mm		SF-BIT-SL 1,0X5,5-50	1212574		
Size: 1.0 x 5.5 x 70 mm		SF-BIT-SL 1,0X5,5-70	1212575		
Size: 1.2 x 6.5 x 70 mm		SF-BIT-SL 1,2X6,5-70	1212577		
Size: 0.6 x 3.5 x 50 mm for test sockets				SF-BIT-SLS 0,6X3,5-50	1212605
Size: 0.9 x 6.5 x 50 mm for test sockets				SF-BIT-SLS 0,9X6,5-50	1212606

Type	Order No.				
Size: 1 x 50 mm		SF-BIT-PH 1-50	1212579	SF-BIT-PZ 1-50	1212591
Size: 2 x 50 mm		SF-BIT-PH 2-50	1212580	SF-BIT-PZ 2-50	1212592
Size: 3 x 50 mm		SF-BIT-PH 3-50	1212581	SF-BIT-PZ 3-50	1212593
Size: 1 x 70 mm		SF-BIT-PH 1-70	1212582	SF-BIT-PZ 1-70	1212594
Size: 2 x 70 mm		SF-BIT-PH 2-70	1212583	SF-BIT-PZ 2-70	1212595
Size: 3 x 70 mm		SF-BIT-PH 3-70	1212584	SF-BIT-PZ 3-70	1212596

Plus/minus bits, profile combination of slotted head and crosshead for screw connections on fuse boxes, relays, switching devices, etc.

Type	Order No.				
Size: 1 x 70 mm		SF-BIT-PHSL 1-70	1212479	SF-BIT-PZSL 1-70	1212603
Size: 2 x 70 mm		SF-BIT-PHSL 2-70	1212601	SF-BIT-PZSL 2-70	1212604

Type	Order No.						
Size: 2 x 50 mm/2 x 89 mm				SF-BIT-HEX 2-50	1212645	SF-BIT-HEX 2-89 S	1200300
Size: 2.5 x 50 mm/2.5 x 89 mm				SF-BIT-HEX 2,5-50	1212646	SF-BIT-HEX 2,5-89 S	1200301
Size: 3 x 50 mm/3 x 89 mm				SF-BIT-HEX 3-50	1212647	SF-BIT-HEX 3-89 S	1200302
Size: 4 x 50 mm/4 x 89 mm				SF-BIT-HEX 4-50	1212648	SF-BIT-HEX 4-89 S	1200303
Size: 5 x 50 mm				SF-BIT-HEX 5-50	1212649		
Size: 6 x 50 mm				SF-BIT-HEX 6-50	1212650		
Size: 8 x 50 mm		SF-BIT-TX 8-50	1212570	SF-BIT-HEX 8-50	1212651		
Size: 10 x 50 mm		SF-BIT-TX 10-50	1212573				
Size: 15 x 50 mm		SF-BIT-TX 15-50	1212576				
Size: 20 x 50 mm		SF-BIT-TX 20-50	1212578				
Size: 25 x 50 mm		SF-BIT-TX 25-50	1212585				
Size: 30 x 50 mm		SF-BIT-TX 30-50	1212586				
Size: 40 x 50 mm		SF-BIT-TX 40-50	1200161				

Hexagonal torque screwdrivers with preset torque

The preset 4 mm hexagonal torque screwdrivers are ideal for tightening pressure nuts and sensor/actuator cables of distributor boxes.

Type	Order No.			Accessories: nuts for		
Blade: hexagonal, 4 mm, 0.2 Nm		**TSD 02 SAC**	1208487	M8 SAC cable/connector with QUICKON connection	SAC BIT M8-D10	1208461
				M8 connector, for assembly	SACC BIT M8-D12	1208474
Blade: hexagonal, 4 mm, 0.4 Nm		**TSD 04 SAC**	1208429	M12 SAC cable/connector with QUICKON connection	SAC BIT M12-D15	1208432
				M12 connector, for assembly	SACC BIT M12-D20	1208445
				M12 SAC cable/connector, hexagonal knurl	SAC BIT M12-W14	1212513
Blade: hexagonal, 4 mm, 0.8 Nm		**TSD 08 SAC**	1212597	M12 connector, for assembly	SACC BIT M12-D20	1208445
				Pressure nuts, wrench size: 13 mm	SAC BIT QUICKON-W13	1212033
				7/8" SAC cable/connector	SAC BIT MIN-D25	1212512
Blade: hexagonal, 4 mm, 2.0 Nm		**TSD 20 SAC**	1212020	Pressure nuts, wrench size: 13 mm	SAC BIT QUICKON-W13	1212033
Blade: hexagonal, 4 mm, 2.5 Nm		**TSD 25 SAC**	1212315	Pressure nuts, wrench size 24 mm	SAC BIT HOOD-W24	1212486

Control cabinet keys

Universal control cabinet key with five closures:
5, 6, 7 ... 8 mm square,
7 ... 8 mm triangle,
3 ... 5 mm two-way key bit

Type	Order No.		
		USS 4	1203149

Universal control cabinet key with strong chain and snap hook for nine closures:
5, 6, 7 ... 8, 9 10 mm square,
7, 8 ... 9, 10 11 mm triangle,
3 ... 5 mm two-way key bit, 6 mm semicircle



Type	Order No.		
		SF-CCK 9	1212525

Socket wrench set

Socket wrench set 1/4", 47-part, 1/4" reversible ratchet, 48 teeth with fast locking systems, 1/4" extensions 50 mm and 100 mm, 1/4" screw handle, 1/4" flexible extension 150 mm, 1/4" Kardan joint, 1/4" T-handle 2 x 1/4" bit adapter, 13 knurled 1/4" sockets, wrench size: 4/4.5/5/5.5/6/7/8/9/10/11/12/13/14 mm, 21 knurled socket bits: 6 x Torx® T10, T15, T20, T25, T30, T40, 6 x Hex 3, 4, 5, 6, 7, 8 mm, 3 x Phillips Recess® PH1, PH2, PH3, 3 x Pozidriv® PZ1, PZ2, PZ3, 3 x slotted 4, 5.5, 7 mm, Allen wrench Hex 1.27, 1.5, 2, 2.5 mm, breakage and impact-resistant plastic case with metal fastening.

Type	Order No.		
		SF-SOCKET SET 47	1200292

SCREWFOX screwdriver tools

Screwdriver and bit sets

The SF...SET... screwdriver sets are available with a variety of contents. They are supplied including a screwdriver holder for mounting on the wall.

Type		Order No.
Screwdriver set, slotted/crosshead Phillips Recess®, 6-piece, incl. rack, contents: 0.5 x 3.0 x 80; 0.8 x 4.0 x 100; 1.0 x 5.5 x 150; 1.2 x 6.5 x 150, PH 1, PH 2	**SF-SL/PH SET**	1212541
Screwdriver set, slotted/crosshead Pozidriv®, 6-piece., incl. rack, contents: 0.5 x 3.0x 80; 0.8 x 4.0 x 100; 1.0 x 5.5 x 150; 1.2 x 6.5 x 150, PZ 1, PZ 2	**SF-SL/PZ SET**	1212542
Screwdriver set, slotted/crosshead Pozidriv® VDE-insulated, 6-piece, incl. rack, contents: 0.4 x 2.5 x 80; 0.6 x 3.5 x 100; 0.8 x 4.0 x 100; 1.0 x 5.5 x 125; PZ 1, PZ 2	**SF-SL/PZ SET VDE**	1212540
Screwdriver set, slotted/crosshead Phillips Recess®, VDE-insulated, 6-piece, incl. rack Contents: 0.4 x 2.5 x 80; 0.6 x 3.5 x 100; 0.8 x 4.0 x 100; 1.0 x 5.5 x 125; PH 1, PH 2	**SF-SL/PH SET VDE**	1212539
Screwdriver set, protective insulation integrated in the shaft, slotted/crosshead Phillips/combined profile, Pozidriv® + slotted (plus/minus), VDE-insulated, 7-piece, incl. rack Contents: 0.6 x 3.5 x 100; 0.8 x 4.0 x 100; 1.0 x 5.5 x 125; PH1 x 80; PH2 x 100; PZ1 x 80; PZ2 x 100	**SF-SL/PH/PZ-SL SET S-VDE**	1212701
Screwdriver set, Torx® with drill bit, 6-piece, incl. rack, contents: TX 8 x 60; TX 10 x 80; TX 15 x 80; TX 20 x 100; TX 25 x 100; TX 30 x 115	**SF-THX SET**	1212538
Screwdriver set, Torx®, VDE-insulated, 6-piece, incl. rack, contents: TX 8 x 80; TX 10 x 80; TX 15 x 80; TX 20 x 80; TX 25 x 100; TX 30 x 100	**SF-TX SET VDE**	1212537

The bit set with quick change bit holder comes in a compact plastic box that allows for structured storage and fast access. The hardened bits ensure durability.

Type		Order No.
Bit set with SF-UBH universal bit holder, 25 mm long slotted/crosshead (PZ and PH) bits, 10-piece	**SF-BIT SET**	1212545

The practical belt pouch has all common bits in a compact form, giving you quick access to the right screwdriver for any situation.

Type		Order No.
Bit screwdriver set with quick-action chuck, 89 mm long slotted/crosshead (PZ and PH)/Hex/ Torx® bits, 17-part, in folding belt pouch Contents: PH 1, 2, 3 x 89; PZ 1, 2, 3 x 89; SL 1.5 x 5.5 x 89; TX 10 ... 30 x 89; SW 3, 4, 5, 6 x 89	**SF-M SET**	1212543
Bit screwdriver set with quick-action chuck, 89 mm long slotted/crosshead (PZ and PH)/Hex/ Torx® bits, 17-part, in folding belt pouch Contents: PH 1, 2, 3 x 89; SL 4 x 2.5; 6 x 3.5; 8 x 3.5; 1.0 x 5.5; 1.2 x 6.5; TX 10 … 25 x 89; SW 3.4, 5 x 89	**SF-M SET 2**	1212756

Measuring and test devices
TESTFOX

The TESTFOX multimeters, current probes, and voltage testers are a range of high-quality measuring tools, which have been tested and approved in accordance with applicable national and international standards. They support the measurement of all standard parameters and are the ideal solution for all applications in industry, electrical installation, and services.

Multifunctional and robust

TESTFOX measuring and test devices ensure the safety of your systems and devices.

- Robust and durable, thanks to special shock-proof plastic materials
- High level of functionality: all standard measuring tasks in a single compact device
- Versatile use: also ideal for use in photovoltaics
- Reliable results: elimination of inaccurate measurements due to reactive voltage

Wide range of functions

The TESTFOX M-1 supports all standard measuring methods and temperature measurements in compact housing.

Versatile use

The TESTFOX CC-1 also allows you to measure small AC/DC currents from 10 mA and is ideal for use in photovoltaics.

Error-free measurement

A load can be connected via two pushbuttons in order to rule out inaccurate measurements due to reactive voltage.

TESTFOX test and measuring devices

The DUSPOL EXPERT voltage and continuity tester features the following:
- Single-position test of the outer conductor (phase)
- Measuring point lighting
- Audible and optical continuity test
- Load connection via pushbutton
- Vibration alarm for safe voltage detection
- Overvoltage category CAT IV 500 V in accordance with IEC/EN 61243-3

Type	Order No.	DUSPOL EXPERT	1209091		
Voltage range	[V DC]	12 … 750			
Voltage range	[V AC]	12 … 690			
Protection class		IP64			

The current probes can be used for voltages of up to 600 V, category III. They combine the functions of a digital multimeter with those of a current probe in compact and practical IP30 housing. All measuring ranges are protected against overload.

Type	Order No.	TESTFOX CC	1212210	TESTFOX CC-1	1212211
Display range		2,000 digits		4,000 digits	
Display accuracy		1.0 %		0.5 %	
AC voltage		0.1 V … 600 V		0.1 mV … 600 V	
DC voltage		0.1 V … 600 V		0.1 mV … 600 V	
AC current		0.1 A … 400 A		10 mA … 300 A	
DC current		–		10 mA … 300 A	
Resistance		0.1 Ω … 20 M Ω		0.1 Ω … 40 M Ω	
Continuity test		Audible (20 Ω)		Audible (50 Ω)	
Measurement mode		RMS		True RMS	

Digital multimeters with volt sensor function offer a remarkable variety of functions and easy handling and impress with their quality. They are tested and approved in accordance with applicable international IEC/EN 61010 standards. The devices can be used for voltages of up to 600 V category III or 1000 V category II.

Type	Order No.	TESTFOX M	1212208	TESTFOX M-1	1212209
Display range		2,000 digits		2,000 digits	
Display accuracy		0.5 %		0.5 %	
Volt sensor		Yes		Yes	
AC voltage		0.1 mV … 750 V		0.1 mV … 750 V	
DC voltage		0.1 mV … 1000 V		0.1 mV … 1000 V	
AC current		–		1 mA … 10 A	
DC current		–		1 A … 10 A	
Resistance		0.1 Ω … 20 M Ω		0.1 Ω … 20 M Ω	
Continuity test		Audible (25 Ω)		Audible (25 Ω)	
Frequency		–		1 Hz … 20 MHz	
Capacitance		–		1.00 pF … 2.00 mF	
Temperature		–		-20 °C … +800 °C	
Diode test		Yes (1.5 mA)		Yes (1.5 mA)	
Measurement mode		RMS		RMS	

TESTFOX test and measuring devices

The measuring offers robust and versatile use. Internal and external measurements are especially easy, thanks to the movable, magnetic hooks. In addition, it has an automatic tape feed and a locking device, an abrasion-resistant and easy to read scale as well as a belt clip.

Type	Order No.				
Measuring tape, 5 m, metric		**MEASURING TAPE 5M**	1200298		
With inch/metric measuring rail		**MEASURING TAPE 5M I/M**	1200304		

Electronics pliers
MICROFOX

MICROFOX is the range of pliers for all tasks in electronics and electromechanical engineering. It is ideal for working on hard to access areas such as PCB components.

The micro pliers feature ergonomically shaped two-component handles. This ensures a secure grip and makes effortless work. To protect sensitive electronic components, we recommend the ESD versions with special handles. These discharge the electrostatic charges in a controlled manner in accordance with the relevant standards and regulations.

Precise and convenient

Sophisticated tools for all precise tasks in the field of electronics.

- Protect electronic components, thanks to the ESD design
- Ultra-precise: lowest tolerances during production
- Durable, thanks to high-quality components and raw materials

Durable

The tools are made from special C 60 tool steel, hardened and precision-ground which allows for superior cutting performance and makes them particularly durable.

Safe

The handles of the MICROFOX… ESD electronics pliers are made from conductive plastic. This means that electrostatic energy is discharged in a gradual and controlled manner.

Precise

The integrated double leaf spring and the ergonomic non-slip handles ensure accuracy and precision when working with electronic components.

MICROFOX electronics pliers

Electronics pliers

MICROFOX electronics pliers feature a through-connected joint for permanent stability and optimum distribution of force. The surfaces are finely polished and oiled and are equipped with an opening spring that allows for working with just one hand.

Type	Order No.	MICROFOX-SB	1212489	MICROFOX-SP	1212488
Description		Diagonal cutter		Diagonal cutter	
		Rounded head with chamfer		Tapered head without chamfer	

The cutting tools are precision-ground and offer ideal cutting results in the long term. The two-component handles provide for non-slip and effortless use.

Type	Order No.	MICROFOX-E	1212494	MICROFOX-EO	1212495	MICROFOX-P	1212493
Description		Front cutter		Front cutter		Needle-nose pliers	
		No chamfer		Angled, 20°, no chamfer		Smooth gripping surface	

The gripping surfaces of the tools are designed flat to avoid damage when gripping and bending components.

Type	Order No.	MICROFOX-PC	1212492	MICROFOX-F	1212493	MICROFOX-R	1212490
Description		Needle-nose pliers		Flat-nose pliers		Round-nose pliers	
		45° angle, smooth gripping surface		Smooth gripping surface		Smooth gripping surface	

MICROFOX electronics pliers

Electronics pliers

The MICROFOX-SP-1 is equipped with a sensitive spring mechanism. The phosphate coated surface supports glare-free work on soft materials such as copper and plastic. The blades are designed without a chamfer and thus realize flush cuts.

Type	Order No.	MICROFOX-SP-1	1212487		
Description		Diagonal cutter			
		Tapered head, no chamfer, plated joint			

ESD electronics pliers

The MICROFOX ESD electronics pliers conform to applicable standards and regulations including DIN EN 61340-5.

The screwed precision joint ensures optimum results. The metal surfaces are mirror-polished and then phosphate-treated to ensure that there is no glare when working.

Type	Order No.	MICROFOX-S ESD	1212480	MICROFOX-E ESD	1212485	MICROFOX-P ESD	1212482
Description		Diagonal cutter		Front cutter		Needle-nose pliers	
		Rounded head, no chamfer		No chamfer		Smooth gripping surface	

The electronics pliers are equipped with an opening spring that allows for sensitive working with just one hand. The flat gripping surfaces protect delicate parts from being damaged.

Type	Order No.	MICROFOX-PC ESD	1212483	MICROFOX-F ESD	1212484	MICROFOX-R ESD	1212481
Description		Needle-nose pliers		Flat-nose pliers		Round-nose pliers	
		45° angle, smooth gripping surface		Smooth gripping surface		Smooth gripping surface	

Automatic devices
Cutting, stripping, and crimping devices

Phoenix Contact has a comprehensive range of innovative automatic devices for the automation of fast and flexible processing of conductors and cables. A combination of functionality, quality, and fast setup times guarantees high levels of flexibility while ensuring high-quality results every time.



Flexible and fast

Cutting, stripping and crimping: Increase your efficiency by automating these three substeps.

- Easy startup and high process reliability in the application
- Intuitive operation via display, knobs or numerical keys
- Durable and low-maintenance, thanks to the robust design and the use of low-wear components

Automatic cutting

The CUTFOX 10 automatic cutting device cuts solid and stranded conductors and cables with a cross section of up to 10 mm² with millimeter precision. It is operated via a user-friendly display.

Automatic stripping

The WF 1000 automatically insulates conductors up to 6 mm² or cables up to 6 mm in diameter. The stripping dimensions are set individually via knobs and shown on the display.

Automatic crimping

The CF 500 is characterized by a high press capacity in a compact design. It processes connectors up to 50 mm².

Automatic devices

The CUTFOX 10 automatic cutting device cuts conductors and cables up to 10 mm². Solid and stranded conductors can be cut to length with millimeter precision. The length and number of cuts are entered via the user-friendly display. The CUTFOX 10 automatically adapts to the diameter when there is a change in material.

The WF 1000 stripping machine can be used to automatically strip conductors with a cross section of up to 6 mm² or cables up to 6 mm Ø, and also offers the option of partial stripping. The stripping dimensions are set individually via knobs and shown on the display.

The ZAP crimping pliers are pneumatic pliers for ferrules with a cross section range from 0.25 to 10 mm². The crimping process is activated by a foot valve or a manual trigger, depending on the version. Two integrated recesses allow quick access to the ferrules.

The CF 500 is characterized by a high press capacity in a compact design. The dies can be replaced quickly and easily, which makes it ideal for processing a variety of contact types up to 50 mm².

The Crimphandy is a portable hand-held device for stripping and crimping in one step – in less than 2 seconds. Automatic monitoring functions ensure optimum, high-quality crimping every time.

The CF 3000-2,5 automatic stripping and crimping device processes taped ferrules with insulating collars in accordance with DIN 46228-4. This device allows conductors with a cross section range from 0.25 to 2.5 mm² to be stripped and fitted with ferrules in a single step. The automatic device can be adapted to various cross sections in under a minute.

CUTFOX 10 automatic cutting device

The CUTFOX 10 automatic cutting device cuts conductors and cables up to 10 mm². Solid and stranded conductors can be cut to length with millimeter precision. The length and number of cuts are entered via the user-friendly display. The CUTFOX 10 automatically adapts to the diameter when there is a change in material.

Type	Order No.
Automatic cutting device, 100 ... 240 V, 50 ... 60 Hz version	**CUTFOX 10** 1206829
For conductors and cables up to 8 mm Ø	
Solid (up to 2.5 mm²) and stranded (up to 10 mm²)	
Cable roller for CUTFOX 10	**CUTFOX 10 C-UN** 1208393
Cable unwinder for accommodating cable rings and coils	

Technical data		
Dimensions, width/length/height	[mm]	194 / 301 / 228
Weight	[kg]	11
Power consumption	[VA]	80
Fine-strand	[mm²]	0.25 … 10
Single-strand	[mm²]	0.25 … 2.5
Max. passage	[mm]	8
Cross section setting		Automatic
Maximum number of cuts	[unit]	9999
Length	[m]	Up to 1000
Feed rate	[m/s]	0.5
Unit of measurement		mm / inch
Dialog language		German/English/French/Italian

Accessories, automatic cutting device	
Replacement drive wheels	**CF-10 WHEEL SET** 1207271
2 pcs., for CUTFOX 10	
2 pcs., for CUTFOX 10, with PU tread, for sensitive cables/conductors and their insulation (for hard insulation to some extent)	**CF-10 WHEEL SET PU** 1200098
2 pcs., for CUTFOX 10 with hardened, finely knurled steel tread, for very hard insulation and materials	**CF-10 WHEEL SET STEEL** 1200099
Replacement blade set	**CF-10 CUTTER KNIFE SET** 1207284
For CUTFOX 10	

Accessories, cable unwinder	
Replacement rotary table for cable roller	**CUTFOX 10 R-C** 1208403
For accommodating and coordinated unwinding of cable rings and coils	
Replacement holding arms for rotary tables	**CUTFOX 10 BAR** 1208416
Rotary table, 4 arms for rotary table	

WF 1000 stripping machine

The WF 1000 stripping machine can be used to automatically strip conductors with a cross section of up to 6 mm² or cables up to 6 mm Ø, and also offers the option of partial stripping. The stripping dimensions are set individually via knobs and shown on the display.

Type		Order No.
Stripping machine, 230 V version	**WF 1000**	1212149
For conductors and cables		
Solid and stranded 0.08 ... 6 mm² (max. Ø 6 mm)		
With integrated graphics display		
Stripping machine, 120 V version	**WF 1000 120 V**	1212258
For conductors and cables		
Solid and stranded 0.08 ... 6 mm² (max. Ø 6 mm)		
With integrated graphics display		

Technical data		
Dimensions, width/length/height	[mm]	141 / 363 / 221
Weight	[kg]	9.5
Power consumption	[VA]	160
Working cycle	[s]	0.3
Fine-strand	[mm²]	0.08 … 6
Stripping length	[mm]	2 … 20
Partial stripping length	[mm]	2 … 20
Max. passage	[mm]	6

Accessories, automatic cutting device		
Replacement stripping blade	**WF 1000 / SB**	1212279

ZAP pneumatic crimping pliers

The ZAP crimping pliers are pneumatic pliers for ferrules with a cross section range from 0.25 to 10 mm². They are the perfect alternative to the hand pliers, which protects joints and tendons. They are light, handy, and easy to use.

Type	Order No.					
Pneumatic crimping pliers		**ZAP 25**	1203110	**ZAP 40**	1212630	**ZAP 100**	1203259
For ferrules in accordance with DIN 46228-1/4						
Technical data						
Conductor	[mm²]/AWG	0.25 … 2.5/24 … 14		0.25 … 4/24 … 12		4 … 10/12 … 8
Pressure range	[bar]	4 … 6		4 … 6		4 … 6
Air consumption per compression	[l]	0.2		0.2		0.2
Crimping		Trapezoidal		Trapezoidal		Trapezoidal

The ZAP... pneumatic crimping pliers are designed for work at the workbench and equipped with a foot switch. This keeps both hands free for equipping the conductor. Depending on the model, they process conductor cross sections from 0.25 to 10 mm².

Type	Order No.				
Pneumatic crimping pliers		**ZAP 25 T**	1203123	**ZAP 100 T**	1203262
For ferrules in accordance with DIN 46228-1/4					
Technical data					
Conductor	[mm²]/AWG	0.25 … 2.5/24 … 14		4 … 10/12 … 8	
Pressure range	[bar]	4 … 6		4 … 6	
Air consumption per compression	[l]	0.2		0.2	
Crimping		Trapezoidal		Trapezoidal	

Portable hand-held device CRIMPHANDY

Portable stripping and crimping device for processing standard PVC conductors with insulated ferrules. The Crimphandy impresses with its easy, effortless use, which helps protect your joints, muscles and tendons. The compact lightweight offers you unlimited portability, thanks to its battery operation. The cutting unit complements the stripping and crimping process steps.

Type	Order No.	CF CRIMPHANDY 0,5	1212463	CF CRIMPHANDY 0,75	1212464
Dimensions W x H x L	[mm]	43 x 70 x 205		43 x 70 x 205	
Weight	[kg]	0.43		0.43	
Conductor	[mm²]	0.5		0.75	
Working cycle	[s]	< 2		< 2	
Crimping		Square crimping		Square crimping	
Insertion length	[mm]	Min. 32		Min. 32	
Description		**Portable crimping device**, battery-powered, for processing taped ferrules with function end, suitable for PVC insulated conductors (H05V-K), incl. battery and charger, CUTFOX 12 cable cutter, service tool for troubleshooting, and one strip of ferrules, packed in a robust case.			

Type	Order No.	CF CRIMPHANDY 1,0	1212465	CF CRIMPHANDY 1,5	1212466
Dimensions W x H x L	[mm]	43 x 70 x 205		43 x 70 x 205	
Weight	[kg]	0.43		0.43	
Conductor	[mm²]	1		1.5	
Working cycle	[s]	< 2		< 2	
Crimping		Square crimping		Square crimping	
Insertion length	[mm]	Min. 32		Min. 32	
Description		**Portable crimping device**, battery-powered, for processing taped ferrules with function end, suitable for PVC insulated conductors (H05V-K/H07V-K), incl. battery and charger, CUTFOX 12 cable cutter, service tool for troubleshooting, and one strip of ferrules, packed in a robust case.			

Accessories				
Reel ferrules, 8 mm, with plastic sleeve, in accordance with DIN 46228-4: 1990-09 and UL 486F, UL-certified, 50 pieces per strip, 20 strips per Pcs./Pkt.		c UL us		c UL us	
White (DIN 46228-4/UL 486F/NF C 63-023)		**AI 0,5-8 WH-S**	1212521		
Orange (special color)		**AI 0,5-8 OG-S**	1212784		
Gray (DIN 46228-4/UL 486F)				**AI 0,75-8 GY-S**	1212522
Blue (NF C 63-023)				**AI 0,75-8 BU-S**	1212785
White (special color)				**AI 0,75-8 WH-S**	1212783
Red (DIN 46228-4/UL 486F/NF C 63-023)		**AI 1,0-8 RD-S**	1212523		
Yellows (special color)		**AI 1,0-8 YE-S**	1212782		
Black (DIN 46228-4/UL 486F/NF C 63-023)				**AI 1,5-8 BK-S**	1212524
Red (special color)				**AI 1,5-8 RD-S**	1212781
Replacement battery for CF CRIMPHANDY..., Li-ion 7.4V; 0.68 Ah		**CF CRIMPHANDY/ACCU**	1212518		
Replacement charger for CF CRIMPHANDY…, 100 … 240 V AC		**CF CRIMPHANDY/CHARGER**	1212519		
Cutting unit for CF CRIMPHANDY..., for copper wires from 0.5 ... 1.5 mm², incl. receptacle tray		**CF CRIMPHANDY CUTTER**	1212520		
Service tool for CF-CRIMPHANDY..., for rectifying malfunctions		**CF CRIMPHANDY 0,5/ SERVICE-TOOL**	1212787	**CF CRIMPHANDY 0,75/ SERVICE-TOOL**	1212786
Service tool for CF-CRIMPHANDY..., for rectifying malfunctions		**CF CRIMPHANDY 1,0/ SERVICE-TOOL**	1212759	**CF CRIMPHANDY 1,5/ SERVICE-TOOL**	1212708

CF 3000 automatic stripping and crimping device

The CF 3000-2,5 automatic stripping and crimping device processes taped ferrules with insulating collars in accordance with DIN 46228-4. This device allows conductors with a cross section range from 0.25 to 2.5 mm² to be stripped and fitted with ferrules in a single step. The automatic device can be adapted to various cross sections in under a minute. Color coding in accordance with ferrule standard DIN 46228-4 makes the assignment of modification components really clear. Due to its compact and light design, the CF 3000 can also be used at different workstations.

Type		Order No.
Stripping and crimping device, 230 V version	**CF 3000-2,5**	1205477
For insulated taped ferrules, 0.25 ... 2.5 mm², sleeve length 8 mm		
Incl. conversion kits for 0.5 ... 2.5 mm²		
Stripping and crimping device, 120 V version		
For insulated taped ferrules, 0.25 ... 2.5 mm², sleeve length 8 mm	**CF 3000-2,5 120 V**	1205516
Incl. conversion kits for 0.5 ... 2.5 mm²		

Technical data		
Dimensions, width/length/height	[mm]	165/320/300
Weight	[kg]	12
Conductor	[mm²]/AWG	0.25 … 2.5/24 … 14
Working cycle	[s]	1.2
Crimping		Trapezoidal
Power consumption	[VA]	80
Insertion length	[mm]	Min. 32

Accessories		
Extension kit, complete for CF 3000	**CF 3000-TOOLKIT 0,25**	1212376
For insulated taped ferrules, 0.25/0.34 mm², sleeve length 8 mm		
Replacement locator		
0.25/0.34 mm²	**CF 3000 LOC 0,25**	1212377
0.5 mm²	**CF 3000 LOC 0,5**	1205639
0.75 mm²	**CF 3000 LOC 0,75**	1205642
1.0 mm²	**CF 3000 LOC 1,0**	1205655
1.5 mm²	**CF 3000 LOC 1,5**	1205668
2.5 mm²	**CF 3000 LOC 2,5**	1205671
Replacement blade		
0.25/0.34 mm², adjustable	**CF 3000 AB 0,25**	1212380
0.5 mm²	**CF 3000 AM 0,5**	1205587
0.75 mm²	**CF 3000 AM 0,75**	1205590
1.0 mm²	**CF 3000 AM 1,0**	1205600
1.5 mm²	**CF 3000 AM 1,5**	1205613
2.5 mm²	**CF 3000 AM 2,5**	1205626

CF 1000 crimping device

The automatic CF 1000-1,5 and CF 1000-10 stripping and crimping devices process conductors and sleeves from 0.25 to 10 mm². Switching the cross section and sleeve length is particularly fast and only requires a few steps. Thanks to its maintenance and wear-free components, the device offers high reliability and durability. Even special sleeves such as AI... GB can be used for conductors with thicker insulation by using extension kits and components.

Figure shows CF 1000-1,5

Type		Order No.
Stripping and crimping device	**CF 1000-1,5**	1208199
Electro-pneumatic, for loose ferrules with insulating collar, 0.34 ... 4 mm² in accordance with DIN 46228-4		
Incl. conversion kits for 0.5 ... 1.5 mm² (stripping length: 6 ... 12 mm)		
Stripping and crimping device	**CF 1000-10**	1212456
Electro-pneumatic, for loose ferrules with insulating collar, 4 mm², 6 mm², and 10 mm²		
(Stripping length 10 ... 12 mm), without conversion kit		

Technical data		
Dimensions, width/length/height	[mm]	250/550/412
Weight	[kg]	29
Voltage	[V]	100 … 240
Frequency	[Hz]	50 … 60
Air consumption per compression	[l]	1.2
Working cycle	[s]	1.5
Crimping pressure	[kN]	10
Crimping		Trapezoidal
Insertion length	[mm]	Min. 32 (40 CF 1000-10)
Compressed air connection	[bar]	5-6

Accessories		
Extension kit for CF 1000-1,5		
0.25/0.34 mm², sleeve length 6 and 8 mm	**CF 1000-TOOLKIT 0,34/6-8**	1208226
2.5 mm², sleeve length 6 … 12 mm	**CF 1000-TOOLKIT 2,5/6-12**	1208242
4 mm², sleeve length 10 mm	**CF 1000-TOOLKIT 4,0/10**	1208271
Extension kit for CF 1000-10		
For loose ferrules with insulating collar		
4 mm², sleeve length 10 ... 12 mm	**CF 1000-10-TOOLKIT 4/10-12**	1212458
6 mm², sleeve length 12 mm	**CF 1000-10-TOOLKIT 6/12**	1212459
10 mm², sleeve length 12 mm	**CF 1000-10-TOOLKIT 10/12**	1212460
Replacement knife, V-form, for CF 1000-1,5, 0.25 … 2.5 mm²	**CF 1000 EM**	1205215
Protective cover	**CF 1000-COVER**	1208306
Replacement knife, V-form, for CF 1000-1,5 and CF 1000-10, 4 mm²	**CF 1000 EM4,0**	1212663
Replacement knife, V-form, for CF 1000-10, 6 mm²	**CF 1000-10 EM6,0**	1212664
Replacement knife, V-form, for CF 1000-10, 10 mm²	**CF 1000-10 EM10,0**	1212665
Extension components		
For processing AI...GB sleeves and conductors with thicker insulation		
Separating plate for AI...G, 0.5 ... 1.5 mm²	**CF 1000 VEP1,5 GB**	1206901
Sleeve receiver for AI...GB 0.5 mm² sleeves	**CF 1000 LOC0,5 GB**	1212907
Sleeve receiver for AI...GB 0.75 mm² sleeves	**CF 1000 LOC0,75 GB**	1212908
Sleeve receiver for AI...GB 1.0 mm² sleeves	**CF 1000 LOC1,0 GB**	1212909
Sleeve receiver for AI...GB 1.5 mm² sleeves	**CF 1000 LOC1,5 GB**	1212910
Replacement feeder bowl for CF 1000-1,5		
Sleeves 0.25 mm² … 0.34 mm²	**CF 1000 SORT0,34**	1206890
Sleeves 0.50 mm² … 1.5 mm²	**CF 1000 SORT1,5**	1204326
Sleeves 2.5 mm² … 4.0 mm²	**CF 1000 SORT4,0**	1206887

CF 500 crimping device

The compact CF 500 crimping device is characterized by its high press capacity and the ease with which dies can be changed. The number of available dies allows for universal use. The crimping process is triggered by a foot pedal. As such, both hands are free to assemble the conductor using the contacts. The contact can be positioned precisely before the crimping procedure via an additional two-stage operating mode. This makes it easier to process crimp contacts and prevents incorrect crimping.

Type		Order No.
Crimping device, 230 V version, with foot switch	**CF 500-230 V**	1208348
Crimping device, 120 V version, with foot switch	**CF 500-120 V**	1208351

Technical data		
Dimensions, width/length/height	[mm]	140/220/320
Weight	[kg]	10
Power consumption	[VA]	160
Crimping pressure/working cycle	[kN]/[s]	10/1

Accessories		
CF 500 die for		
Ferrules (A… and AI…), 0.25 ... 6 mm²	**CF 500/DIE AI 6**	1212238
Ferrules (A… and AI…) 10, 16, and 25 mm²	**CF 500/DIE AI 25**	1212239
Ferrules (A… and AI …) 35 and 50 mm²	**CF 500/DIE AI 50**	1212261
TWIN ferrules (AI-TWIN…) 2 x 4, 2 x 6, and 2 x 10 mm²	**CF 500/DIE AI-TWIN 10**	1212262
CRIMPFOX 16R TWIN	**CRIMPFOX 16R TWIN/DIE**	1212846
Insulated cable lugs (RCI… and FCI…) 0.14 ... 1.5 mm²	**CF 500/DIE RCI 1,5**	1212263
Insulated cable lugs (RCI… and FCI…) 0.5 ... 6 mm²	**CF 500/DIE RCI 6**	1212240
Uninsulated cable lugs (RC…, FC…) 0.5 … 10 mm²	**CF 500/DIE RC 10**	1212244
Uninsulated cable lugs (RC…, FC…) 16 mm²	**CF 500/DIE RC 16**	1212257
Uninsulated slip-on sleeves and slip-on blade connectors (SCF… and SCM…) 0.1 ... 1.5 mm²	**CF 500/DIE SC 1,5**	1212241
Uninsulated slip-on sleeves and slip-on blade connectors (SCF… and SCM…) 0.5 ... 6 mm²	**CF 500/DIE SC 6**	1212242
Turned contacts with pin diameters of 2.5 and 4.0 mm (CK 2,5… and CK 4,0) 0.5 ... 4 mm²	**CF 500/DIE TC 4**	1212237
Turned contacts (CK 4,0) 6 ... 10 mm²	**CF 500/DIE TC 10**	1212260
Assembling FBS... plug-in bridges	**CF 500/DIE FBS**	1212461
Insulated cable lugs (C-RCI..., C-FCI,...), asymmetrical crimping shape 0.5 ... 6 mm²	**CF 500/DIE RCI 6-1**	1212691
Solar contacts, model MC 4, 2.5 … 6 mm²	**CF 500/DIE SR 6-2**	1212692
Tubular cable lugs 0.34 … 4 mm²	**CF 500/DIE RCT 4**	1212243
Tubular cable lugs 4 ... 10 mm², 4 mm²: outer Ø 5 mm, inner Ø 3 mm, 6 mm²: outer Ø 6.5 mm, inner Ø 3.5 mm, 10 mm²: outer Ø 7 mm, inner Ø 4.5 mm	**CF 500/DIE RCT 10-1**	1212245
Tubular cable lugs 4 ... 10 mm², 4 mm²: outer Ø 5 mm, inner Ø 3 mm, 6 mm²: outer Ø 6.5 mm, inner Ø 3.8 mm, 10 mm²: outer Ø 6 mm, inner Ø 4.5 mm	**CF 500/DIE RCT 10-2**	1212246
Tubular cable lugs 4 ... 10 mm², 4 mm²: outer Ø 5 mm, inner Ø 3 mm, 6 mm²: outer Ø 6 mm, inner Ø 4 mm, 10 mm²: outer Ø 8 mm, inner Ø 5 mm	**CF 500/DIE RCT 10-3**	1212256
CF 500 locator (positioning tool) for		
Slip-on sleeves (SCF…) W: 2.8 m, L: 5 mm	**CF 500/LOC SCF 2,8/1,5**	1212249
Slip-on sleeves (SCF…) W: 4.8 mm	**CF 500/LOC SCF 4,8/2,5**	1212248
Slip-on sleeves (SCF…) W: 0.5 ... 2.5 mm²	**CF 500/LOC SCF 6,3/2,5**	1212264
Slip-on sleeves (SCF…) W: 6.3 mm	**CF 500/LOC SCF 6,3/6**	1212247
CF 500 protective cover for		
Ferrules up to 6 mm² (AI 6…)	**CF 500/COV AI 6**	1212254
TWIN ferrules (AI-TWIN...)	**CF 500/COV AI-TWIN**	1212266
Insulated cable lugs (RCI…)	**CF 500/COV RCI**	1212255
Tubular cable lugs 0.5 ... 10 mm²	**CF 500/COV RC 10**	1212252
Tubular cable lugs 0.34 ... 2.5 mm²	**CF 500/COV RCT 2,5**	1212253
Slip-on sleeves and slip-on blade connectors SC 1,5... and SC 6...	**CF 500/COV SC**	1212251
For FBS plug-in bridges	**CF 500/COV FBS**	1212462
Without recess (for all dies without classification)	**CF 500/COV**	1212250

Crimping tools properties

Cross section range mm² AWG	0.14 … 10 26 … 8	0.14 … 6 26 … 10	0.25 … 50 24 … 1	0.14 … 6 26 … 10	0.25 … 6 24 … 10	0.1 … 50 26 … 1
Connector variance	+++	+++++	+++++	+++++	+++	+++++
Opening width handle	+++++	++++	+++	+++	+++	++
Opening width die	+++++	++++	+++++	+++++	+++++	+++++
Tool size	+++++	+++++	+++	++++	++++	+++
Actuation force	+++++	++++	+++++	++++	++++	+++
Ergonomics	+++++	++++	+++++	+++++	+++	+++
Weight ratio	+++++	++++	+++++	++++	++++	++++
Precision	+++	+++	+++	+++	+++	+++
Unique serial number	Yes	Yes	Yes	Yes	Yes	No
Pressure lock/unlockable without tools	Yes/yes	Yes/yes	Yes/yes	Yes/yes	Yes/yes	Yes/yes
Positioning tool	(*2	(*1	(*1	(*1	(*2	(*2
Head cover (impact protection)	Yes	No	No	No	No	Yes
Fastening eye fall protection	No	No	Yes	Yes	Yes	Yes
Slide stop (pressure pad)	Yes	No	Yes	Yes	No	No
Material upper/lower handle	Soft/hard	Soft/hard	Soft/hard	Soft/hard	Soft/soft	Hard/hard
Modular die changing	No	No	No	No	No	Yes
Wear monitoring	No	No	No	No	No	No
Automatic cross section setting	Yes	(*1	No	No	Yes	No
Taped products processed	No	No	No	No	No	No
Crimping pressure adjustable	(*2	Yes	Yes	Yes	Yes	No
One-hand operation	Yes	Yes	Yes	Yes	Yes	Yes
Two-hand operation	No	No	Yes	No	No	Yes
Ratchet mechanism	No	No	No	No	No	No
Suitable for right-handers/left-handers	Yes/yes	Yes/yes	Yes/yes	Yes/yes	Yes/yes	Yes/yes
Insertion direction connectors	Side	Side and frontal (*1	Side	Side and frontal (*1	Side and frontal (*1	Side
Crimping principle	Centering	Default	Default	Default	In parallel	In parallel

(*1 = depending on the die (*2 = technically not necessary

0.08 … 2.5 28 … 13	4 … 16 11 … 5	10 … 70 7 … 2/0	10 … 50 8 … 1	6 … 120 10 … 4/0	2.5 … 6 14 … 10	RJ…	0.5 … 2.5 20 … 14
++	+	+	++++	++++	++	++	++
++	+	+	++	+	+	++++	+++
++++	+++++	++++	++++	++++	+++++	+++++	+++
+++++	++	+	++	+	++	++++	++++
+++++	+++	+++	++++	++++	+++	++++	++++
++++	+++	++	+++	++	+++	++++	++++
+++	++	+	+	+	++	++++	+++++
+++++	+++	+++	+++	+++	+++++	+++++	+++
Yes	Yes	Yes	Yes	Yes	Yes	Yes	No
Yes/no	Yes/yes	Yes/no	Yes/yes	Yes/yes	Yes/yes	Yes/yes	Yes/no
Yes	(*2	(*2	(*2	(*2	Yes	(*2	Yes
No	No	No	No	No	No	No	No
No	No	No	No	No	No	No	No
No	No	No	No	No	No	No	No
Soft/soft	Soft/soft	Hard/hard	Hard/hard	Hard/hard	Soft/soft	Hard/hard	Hard/hard
No	No	No	Yes	Yes	No	Yes	No
Yes	No	No	No	No	No	No	No
No	No	No	No	No	No	No	No
No	No	No	No	No	No	No	Yes
Yes	No	No	No	No	Yes	Yes	No
Yes	No	No	Yes	No	No	Yes	Yes
No	Yes	Yes	No	Yes	Yes	No	No
No	No	No	Yes	Yes	No	No	No
Yes/yes	Yes/yes	Yes/yes	Yes/yes	Yes/yes	Yes/yes	Yes/yes	Yes/yes
Side	Side	Side	Side	Side	Side	Side	Side
Centering	Default	In parallel	In parallel	In parallel	In parallel	In parallel	In parallel

Ferrules without insulating collar

		Designation	CRIMPFOX CENTRUS 6S 1213144	CRIMPFOX CENTRUS 10S 1213154	CRIMPFOX CENTRUS 6H 1213146	CRIMPFOX CENTRUS 10H 1213156	CRIMPFOX 2,5-M 1212719	CRIMPFOX 6-M 1212720
		Crimping shape						
Cross section	Stripping length (reference value)	Designation	Order No.					
0.25 mm²	5	A 0,25-5	3202465[2)]	●	●	●	●	●	●
	7	A 0,25-7	3202478[2)]	●	●	●	●	●	●
0.34 mm²	7	A 0,34-7	3009202[2)]	●	●	●	●	●	●
0.5 mm²	6	A 0,5-6	3200218	●	●	●	●	●	●
	8	A 0,5-8	3202481	●	●	●	●	●	●
	10	A 0,5-10	3202494	●	●	●	●	●	●
0.75 mm²	7	A 0,75-6	3200221	●	●	●	●	●	●
	8	A 0,75-8	3202504	●	●	●	●	●	●
	10	A 0,75-10	3200234	●	●	●	●	●	●
1.00 mm²	6	A 1-6	3200247	●	●	●	●	●	●
	8	A 1-8	3202517	●	●	●	●	●	●
	10	A 1-10	3200250	●	●	●	●	●	●
1.50 mm²	7	A 1,5-7	3200263	●	●	●	●	●	●
	10	A 1,5-10	3200276	●	●	●	●	●	●
	12	A 1,5-12	3202588	●	●	●	●	●	●
	15	A 1,5-15	3202591	●	●	●	●	●	●
	18	A 1,5-18	3202601	●	●	●	●	●	●
2.5 mm²	7	A 2,5-7	3200289	●	●	●	●	●	●
	12	A 2,5-12	3200292	●	●	●	●	●	●
	18	A 2,5-18	3202821	●	●	●	●	●	●
4 mm²	9	A 4-9	3200302	●	●	●	●		●
	12	A 4-12	3200315	●	●	●	●		●
	18	A 4-18	3202834	●	●	●	●		●
6 mm²	10	A 6-10	3202520	●	●	●	●		●
	12	A 6-12	3200328	●	●	●	●		●
10 mm²	12	A 10-12	3200331		●		●		
	18	A 10-18	3200344		●		●		
16 mm²	12	A 16-12	3200425						
25 mm²	12	A 25-12	3200357						
	15	A 25-15	3200360						
	18	A 25-18	3200373						
	20	A 25-20[2)]	3200386						
	40	A 25-40[2)]	3241238						
35 mm²	18	A 35-18	3200399						
	20	A 35-20	3200409						
	40	A 35-40[2)]	3241239						
50 mm²	40	A 50-40[2)]	3241240						
70 mm²	40	A 70-40[2)]	3241241						
95 mm²	40	A 95-40[2)]	3241242						

[2)] These ferrules are not UL certified.

CRIMPFOX 6 1212034	CRIMPFOX 6T 1212037	CRIMPFOX 6T-F 1212038	CRIMPFOX 6S-F 1212043	CRIMPFOX 10 1212721	CRIMPFOX 25R 1212039	CRIMPFOX 50R 1212041	CRIMPFOX 16R TWIN 1212845	CRIMPFOX 4 IN 1 1200101	CRIMPFOX-M + ferrules dies 1212072	CRIMPFOX-C120 + ferrules dies 1212318
c UL us					c UL us	c UL us	c UL us	c UL us		
●	●	●							●	
●	●	●							●	
●	●	●							●	
●	●	●	●						●	
●	●	●	●						●	
●	●	●	●						●	
●	●	●	●						●	
●	●	●	●						●	
●	●	●	●						●	
●	●	●	●						●	
●	●	●	●						●	
●	●	●	●						●	
●	●	●	●						●	
●	●	●	●						●	
●	●	●	●						●	
●	●	●	●						●	
●	●	●	●						●	
●	●	●	●						●	
●	●	●	●						●	
●	●	●	●						●	
●	●	●	●						●	
●	●	●	●						●	
●	●	●	●	●					●	
●	●	●	●	●					●	
●	●	●	●	●					●	
●	●	●	●	●					●	
●	●	●	●	●					●	
				●	●				●	
				●	●				●	
					●				●	
					●				●	
					●				●	
					●				●	
					●				●	
					●				●	
						●			●	
						●			●	
						●			●	
						●			●	●
										●
										●

Ferrules with insulating collar

			Designation		CRIMPFOX CENTRUS 6S 1213144	CRIMPFOX CENTRUS 10S 1213154	CRIMPFOX CENTRUS 6H 1213146	CRIMPFOX CENTRUS 10H 1213156	CRIMPFOX 2,5-M 1212719
			Crimping shape						
Cross section	Stripping length (reference value)	Designation	Order No.	Color	c UL us	c UL us	c UL us	c UL us	
0.14 mm²	10	AI 0,14-8 GY-1000[2)]	3203011	Gray	●	●	●	●	
0.25 mm²	8	AI 0,25-6 BU[2)]	3203040	Blue	●	●	●	●	●
	8	AI 0,25-6 YE[2)]	3203024	Yellow	●	●	●	●	●
	10	AI 0,25-8 BU[2)]	3201364	Blue	●	●	●	●	●
	10	AI 0,25-8 YE[2)]	3203037	Yellow	●	●	●	●	●
	12	AI 0,25-10 YE[2)]	3241128	Yellow	●	●	●	●	●
	14	AI 0,25-12 BU[2)]	3200632	Blue	●	●	●	●	●
0.34 mm²	8	AI 0,34-6 TQ[2)]	3203053	Turquoise	●	●	●	●	●
	10	AI 0,34-8 TQ[2)]	3203066	Turquoise	●	●	●	●	●
	12	AI 0,34-10 TQ[2)]	3241129	Turquoise	●	●	●	●	●
	14	AI 0,34-12 TQ[2)]	3200645	Turquoise	●	●	●	●	●
0.5 mm²	9	AI 0,5-6 OG	3201301	Orange	●	●	●	●	●
	9	AI 0,5-6 WH	3200687	White	●	●	●	●	●
	11	AI 0,5-8 OG	3201123	Orange	●	●	●	●	●
	11	AI 0,5-8 OG-1000	3202902	Orange	●	●	●	●	●
	11	AI 0,5-8 WH	3200014	White	●	●	●	●	●
	11	AI 0,5-8 WH-1000	3200881	White	●	●	●	●	●
	13	AI 0,5-10 OG	3241126	Orange	●	●	●	●	●
	13	AI 0,5-10 WH	3201275	White	●	●	●	●	●
	15	AI 0,5-12 WH	3200506	White	●	●	●	●	●
	11	AI 0,5-8 WH-GB	1208966	White	●	●	●	●	●
	13	AI 0,5-10 WH-GB	3203150	White	●	●	●	●	●
	11	AI-WM 0,5-8 WH[2)]	3240542	White	●	●	●	●	●
0.75 mm²	9	AI 0,75-6 GY	3200690	Gray	●	●	●	●	●
	9	AI 0,75-6 WH	3201314	White	●	●	●	●	●
	11	AI 0,75-8 BU	3200027	Blue	●	●	●	●	●
	11	AI 0,75-8 GY	3200519	Gray	●	●	●	●	●
	11	AI 0,75-8 GY-1000	3200894	Gray	●	●	●	●	●
	11	AI 0,75-8 WH	3201110	White	●	●	●	●	●
	13	AI 0,75-10 GY	3201288	Gray	●	●	●	●	●
	13	AI 0,75-10 GY-1000	3203118	Gray	●	●	●	●	●
	15	AI 0,75-12 GY	3200849	Gray	●	●	●	●	●
	11	AI 0,75-8 GY-GB	1208979	Gray	●	●	●	●	●
	13	AI 0,75-10 GY-GB-1000	3203299	Gray	●	●	●	●	●
	13	AI 0,75-10 GY-GB	3203163	Gray	●	●	●	●	●
	11	AI-WM 0,75-8 GY[2)]	3240543	Gray	●	●	●	●	●
1 mm²	9	AI 1-6 RD	3200742	Red	●	●	●	●	●
	9	AI 1-6 YE	3201327	Yellow	●	●	●	●	●
	11	AI 1-8 RD	3200030	Red	●	●	●	●	●
	11	AI 1-8 RD-1000	3200904	Red	●	●	●	●	●
	11	AI 1-8 YE	3201097	Yellow	●	●	●	●	●
	13	AI 1-10 RD	3200182	Red	●	●	●	●	●
	11	AI 1-8 RD-GB	1208982	Red	●	●	●	●	●
	13	AI 1-10 RD-GB-1000	1208869	Red	●	●	●	●	●
	15	AI 1-12 RD	3200674	Red	●	●	●	●	●
	11	AI-WM 1-8 RD[2)]	3240544	Red	●	●	●	●	●

[2)] These ferrules are not UL certified.

CRIMPFOX 6-M 1212720	CRIMPFOX 6 1212034	CRIMPFOX 6T 1212037	CRIMPFOX 6T-F 1212038	CRIMPFOX 6S-F 1212043	CRIMPFOX 10 1212721	CRIMPFOX 25R 1212039	CRIMPFOX 50R 1212041	CRIMPFOX 16R TWIN 1212845	CRIMPFOX 4 IN 1 1200101	CRIMPFOX-M + ferrules dies 1212072	CRIMPFOX-C120 + ferrules dies 1212318	
	c UL us					c UL us	c UL us	c UL us	c UL us			
●	●	●	●							●		
●	●	●	●							●		
●	●	●	●							●		
●	●	●	●							●		
●	●	●	●							●		
●	●	●	●							●		
●	●	●	●							●		
●	●	●	●							●		
●	●	●	●							●		
●	●	●	●							●		
●	●	●	●	●						●		
●	●	●	●	●						●		
●	●	●	●	●						●		
●	●	●	●	●						●		
●	●	●	●	●						●		
●	●	●	●	●						●		
●	●	●	●	●						●		
●	●	●	●	●						●		
●	●	●	●	●						●		
●	●	●	●	●						●		
●	●	●	●	●						●		
●	●	●	●	●						●		
●	●	●	●	●						●		
●	●	●	●	●						●		
●	●	●	●	●						●		
●	●	●	●	●						●		
●	●	●	●	●						●		
●	●	●	●	●						●		
●	●	●	●	●						●		
●	●	●	●	●						●		
●	●	●	●	●						●		
●	●	●	●	●						●		
●	●	●	●	●						●		
●	●	●	●	●						●		
●	●	●	●	●						●		
●	●	●	●	●						●		
●	●	●	●	●						●		
●	●	●	●	●						●		
●	●	●	●	●						●		
●	●	●	●	●						●		
●	●	●	●	●						●		
●	●	●	●	●						●		
●	●	●	●	●						●		
●	●	●	●	●						●		
●	●	●	●	●						●		
●	●	●	●	●						●		
●	●	●	●	●						●		
●	●	●	●	●						●		
●	●	●	●	●						●		
●	●	●	●	●						●		
●	●	●	●	●						●		
●	●	●	●	●						●		
●	●	●	●	●						●		
●	●	●	●	●						●		
●	●	●	●	●						●		
●	●	●	●	●						●		
●	●	●	●	●						●		
●	●	●	●	●						●		
●	●	●	●	●						●		
●	●	●	●	●						●		
●	●	●	●	●						●		
●	●	●	●	●						●		
●	●	●	●	●						●		
●	●	●	●	●						●		
●	●	●	●	●						●		
●	●	●	●	●						●		
●	●	●	●	●						●		
●	●	●	●	●						●		
●	●	●	●	●						●		
●	●	●	●	●						●		
●	●	●	●	●						●		
●	●	●	●	●						●		
●	●	●	●	●						●		
●	●	●	●	●						●		
●	●	●	●	●						●		

Ferrules with insulating collar

			Designation		CRIMPFOX CENTRUS 6S 1213144	CRIMPFOX CENTRUS 10S 1213154	CRIMPFOX CENTRUS 6H 1213146	CRIMPFOX CENTRUS 10H 1213156	CRIMPFOX 2,5-M 1212719
			Crimping shape						
Cross section	Stripping length (reference value)	Designation	Order No.	Color					
1.5 mm²	9	AI 1,5-6 BK	3200755	Black	●	●	●	●	●
	11	AI 1,5-8 BK	3200043	Black	●	●	●	●	●
	11	AI 1,5-8 BK-1000	3200917	Black	●	●	●	●	●
	11	AI 1,5-8 RD	3201136	Red	●	●	●	●	●
	11	AI 1,5-8 RD-1000	3202928	Red	●	●	●	●	●
	13	AI 1,5-10 BK	3200195	Black	●	●	●	●	●
	13	AI 1,5-10 BK-1000	3203134	Black	●	●	●	●	●
	15	AI 1,5-12 BK	3201482	Black	●	●	●	●	●
	21	AI 1,5-18 BK	3200056	Black	●	●	●	●	●
	21	AI 1,5-18 RD	3241125	Red	●	●	●	●	●
	11	AI 1,5-8 BK-GB-1000	3202892	Black	●	●	●	●	●
	13	AI 1,5-10 BK-GB-1000	1208872	Black	●	●	●	●	●
	11	AI-WM 1,5-8 WH[2)]	3240545	White	●	●	●	●	●
	15	AI-XL 1,5-8 BK	3201916	Black	●	●	●	●	●
	13	AI-XL 1,5-10 BK	3201974	Black	●	●	●	●	●
2.5 mm²	11	AI 2,5-8 BU	3200522	Blue	●	●	●	●	●
	11	AI 2,5-8 BU-1000	3200920	Blue	●	●	●	●	●
	11	AI 2,5-8 GY	3200069	Gray	●	●	●	●	●
	13	AI 2,5-10 BU	3202533	Blue	●	●	●	●	●
	13	AI 2,5-10 BU-1000	3203147	Blue	●	●	●	●	●
	15	AI 2,5-12 BU	3200962	Blue	●	●	●	●	●
	15	AI 2,5-12 GY	3200205	Gray	●	●	●	●	●
	21	AI 2,5-18 BU	3200580	Blue	●	●	●	●	●
	21	AI 2,5-18 GY	3200072	Gray	●	●	●	●	●
	11	AI-WM 2,5-8 BU[2)]	3240572	Blue	●	●	●	●	●
	13	AI-XL 2,5-8 BU	3201929	Blue	●	●	●	●	●
	17	AI-XL 2,5-12 BU	3201987	Blue	●	●	●	●	●
4 mm²	13	AI 4-10 GY	3200535	Gray	●	●	●	●	
	13	AI 4-10 OG	3200085	Orange	●	●	●	●	
	15	AI 4-12 GY	3200959	Gray	●	●	●	●	
	15	AI 4-12 OG	3200438	Orange	●	●	●	●	
	21	AI 4-18 GY	3200593	Gray	●	●	●	●	
	21	AI 4-18 OG	3200098	Orange	●	●	●	●	
	16	AI-XL 4-10 GY	3201932	Gray	●	●	●	●	
6 mm²	15	AI 6-12 BK	3201107	Black	●	●	●	●	
	15	AI 6-12 GN	3200108	Green	●	●	●	●	
	15	AI 6-12 YE	3200548	Yellow	●	●	●	●	
	21	AI 6-18 GN	3200111	Green	●	●	●	●	
	21	AI 6-18 YE	3200603	Yellow	●	●	●	●	
	15	AI 6-12 TR[2)]	1200129	Transparent	●	●	●	●	
	18	AI-XL 6-12 YE	3201945	Yellow	●	●	●	●	
10 mm²	15	AI 10-12 BN	3200124	Brown		●		●	
	15	AI 10-12 IV	3201068	Ivory		●		●	
	15	AI 10-12 RD	3200551	Red		●		●	

[2)] These ferrules are not UL certified

CRIMPFOX 6-M 1212720	CRIMPFOX 6 1212034	CRIMPFOX 6T 1212037	CRIMPFOX 6T-F 1212038	CRIMPFOX 6S-F 1212043	CRIMPFOX 10 1212721	CRIMPFOX 25R 1212039	CRIMPFOX 50R 1212041	CRIMPFOX 16R TWIN 1212845	CRIMPFOX 4 IN 1 1200101	CRIMPFOX-M + ferrules dies 1212072	CRIMPFOX-C120 + ferrules dies 1212318	
	c UL us					c UL us	c UL us	c UL us	c UL us			
●	●	●	●	●						●		
●	●	●	●	●						●		
●	●	●	●	●						●		
●	●	●	●	●						●		
●	●	●	●	●						●		
●	●	●	●	●						●		
●	●	●	●	●						●		
●	●	●	●	●						●		
●	●	●	●	●						●		
●	●	●	●	●						●		
●	●	●	●	●						●		
●	●	●	●	●						●		
●	●	●	●	●						●		
●	●	●	●	●						●		
●	●	●	●	●						●		
●	●	●	●	●						●		
●	●	●	●	●						●		
●	●	●	●	●						●		
●	●	●	●	●						●		
●	●	●	●	●						●		
●	●	●	●	●						●		
●	●	●	●	●						●		
●	●	●	●	●						●		
●	●	●	●	●						●		
●	●	●	●	●						●		
●	●	●	●	●						●		
●	●	●	●	●						●		
●	●	●	●	●						●		
●	●	●	●	●						●		
●	●	●	●	●						●		
●	●	●	●	●						●		
●	●	●	●	●						●		
●	●	●	●	●						●		
●	●	●	●	●						●		
●	●	●	●	●						●		
●	●	●	●	●						●		
●	●	●	●	●						●		
●	●	●	●	●						●		
●	●	●	●	●						●		
●	●	●	●	●						●		
●	●	●	●	●						●		
●	●	●	●	●						●		
●	●	●	●	●						●		
●	●	●	●	●						●		
●	●	●	●	●						●		
●	●	●	●	●						●		
●	●	●	●	●						●		
●	●	●	●	●						●		
●	●	●	●	●						●		
●	●	●	●	●						●		
●	●	●	●	●						●		
●	●	●	●	●						●		
					●	●				●		
					●	●				●		
					●	●				●		

Field of application crimping tools/ferrules

				Designation	CRIMPFOX CENTRUS 6S 1213144	CRIMPFOX CENTRUS 10S 1213154	CRIMPFOX CENTRUS 6H 1213146	CRIMPFOX CENTRUS 10H 1213156	CRIMPFOX 2,5-M 1212719	CRIMPFOX 6-M 1212720
				Crimping shape						
	Cross section	Stripping length	Designation	Order No.	Colors	c UL us	c UL us	c UL us	c UL us		
Ferrules with insulating collar	10 mm²	15	AI 10-12 TR[2)]	1200128	Transparent		●		●		
		21	AI 10-18 BN	3200137	Brown		●		●		
		21	AI 10-18 RD	3200616	Red		●		●		
		18	AI-XL 10-12 RD	3201958	Red		●		●		
	16 mm²	16	AI 16-12 BU	3200564	Blue						
		16	AI 16-12 GN	3201152	Green						
		16	AI 16-12 IV[2)]	3201181	Ivory						
		16	AI 16-12 WH	3200140	White						
		22	AI 16-18 BU	3200629	Blue						
		22	AI 16-18 GN	3201330	Green						
		22	AI 16-18 WH	3200153	White						
		18	AI-XL 16-12 BU[2)]	3201961	Blue						
	25 mm²	20	AI 25-16 BK	3200412	Black						
		20	AI 25-16 BN	3201084	Brown						
		20	AI 25-16 YE	3200577	Yellow						
		22	AI 25-18 YE	3201505	Yellow						
		26	AI 25-22 BK	3200739	Black						
		26	AI 25-22 YE	3200700	Yellow						
	35 mm²	20	AI 35-16 BE	3201071	Beige						
		20	AI 35-16 RD	3200441	Red						
		22	AI 35-18 RD	3201495	Red						
		29	AI 35-25 RD	3200713	Red						
	50 mm²	25	AI 50-20 BU	3200454	Blue						
		25	AI 50-20 OL	3201178	Olive						
		30	AI 50-25 BU	3200726	Blue						
		30	AI 50-25 BK[2)]	3240678	Black						
	70 mm²	25	AI 70-20 YE[2)]	3201848	Yellow						
	95 mm²	30	AI 95-25 RD[2)]	3201853	Red						
	120 mm²	32	AI120-27 BU[2)]	3201822	Blue						
TWIN ferrules	2 x 0.5 mm²	11	AI-TWIN 2 x 0,5-8 WH	3200933	White	●	●	●	●	●	●
		13	AI-TWIN 2 x 0,5-10 WH	3203309	White	●	●	●	●	●	●
	2 x 0.75 mm²	12	AI-TWIN 2 x 0,75-8 GY	3200807	Gray	●	●	●	●	●	●
		12	AI-TWIN 2 x 0,75-8 BU	3240668	Blue	●	●	●	●	●	●
		14	AI-TWIN 2 x 0,75-10 GY	3200975	Gray	●	●	●	●	●	●
	2 x 1 mm²	12	AI-TWIN 2 x 1-8 RD	3200810	Red	●	●	●	●	●	●
		14	AI-TWIN 2 x 1-10 RD	3200988	Red	●	●	●	●	●	●
		16	AI-TWIN 2 x 1-12 RD	3240679	Red	●	●	●	●	●	●
	2 x 1.5 mm²	12	AI-TWIN 2 x 1,5-8 BK	3200823	Black	●	●	●	●	●	●
		14	AI-TWIN 2 x 1,5-10 BK[2)]	3201534	Black	●	●	●	●	●	●
		16	AI-TWIN 2 x 1,5-12 BK	3200991	Black	●	●	●	●	●	●
	2 x 2.5 mm²	14	AI-TWIN 2 x 2,5-10 GY	3240669	Gray	●	●	●	●		●
		14	AI-TWIN 2 x 2,5-10 BU	3200836	Blue	●	●	●	●		●
		17	AI-TWIN 2 x 2,5-13 BU	3200878	Blue	●	●	●	●		●
	2 x 4 mm²	17	AI-TWIN 2 x 4-12 GY	3201000	Gray	●	●	●	●		
	2 x 6 mm²	19	AI-TWIN 2 x 6-14 YE	3201013	Yellow						
	2 x 10 mm²	19	AI-TWIN 2 x 10-14 RD	3201026	Red						
	2 x 16 mm²	21	AI-TWIN 2 x 16-16 BU	3202847	Blue						
Ferrule strips	0.5 mm²	11	AI 0,5-8 WH S1	1200104	White						
	0.75 mm²	11	AI 0,75-8 GY S1	1200105	Gray						
		11	AI 0,75-8 BU S1	1200163	Blue						
	1.0 mm²	11	AI 1,0-8 RD S1	1200106	Red						
	1.5 mm²	11	AI 1,5-8 BK S1	1200107	Black						
	2.5 mm²	11	AI 2,5-8 BU S1	1200108	Blue						
		11	AI 2,5-8 GY S1	1200164	Gray						

[2)] These ferrules are not UL certified

CRIMPFOX 6 1212034	CRIMPFOX 6T 1212037	CRIMPFOX 6T-F 1212038	CRIMPFOX 6S-F 1212043	CRIMPFOX 10 1212721	CRIMPFOX 25R 1212039	CRIMPFOX 50R 1212041	CRIMPFOX 16R TWIN 1212845	CRIMPFOX 4 IN 1 1200101	CRIMPFOX-M + ferrules dies 1212072	CRIMPFOX-C120 + ferrules dies 1212318	
c UL us					c UL us	c UL us	c UL us	c UL us			
				●	●				●		
				●	●				●		
				●	●				●		
				●	●				●		
					●				●		
					●				●		
					●				●		
					●				●		
					●				●		
					●				●		
					●				●		
					●				●		
					●				●		
					●				●		
					●				●		
					●				●		
					●				●		
					●				●		
					●				●		
						●			●		
						●			●		
						●			●		
						●			●		
						●			●		
						●			●	●	
						●			●	●	
						●			●	●	
						●			●	●	
										●	
										●	
										●	
●	●	●	●						●		
●	●	●	●						●		
●	●	●	●						●		
●	●	●	●						●		
●	●	●	●						●		
●	●	●	●						●		
●	●	●	●						●		
●	●	●	●						●		
●	●	●	●						●		
●	●	●	●						●		
●	●	●	●						●		
●	●	●	●						●		
●	●	●	●						●		
							●				
							●				
							●				
								●			
								●			
								●			
								●			
								●			
								●			
								●			
								●			

Ring cable lugs, non-insulated

Cross section	Stripping length (reference value)	Designation	Order No.	CRIMPFOX-RC 2,5 1212063	CRIMPFOX-RC 2,5-M 1212723	CRIMPFOX-RC 6 1212710	CRIMPFOX-RC 6-M 1212724	CRIMPFOX-RC 10 1212061	CRIMPFOX-RC 25 1212065
			Crimping shape						
0.5 … 1 mm²	7	C-RC 1/M2,5 DIN	3240069	●	●	●	●		
	7	C-RC 1/M3 DIN	3240070	●	●	●	●		
	7	C-RC 1/M3,5 DIN	3240071	●	●	●	●		
	7	C-RC 1/M4 DIN	3240072	●	●	●	●		
	7	C-RC 1/M5 DIN	3240073	●	●	●	●		
	7	C-RC 1/M6 DIN	3240074	●	●	●	●		
	7	C-RC 1/M8 DIN	3240075	●	●	●	●		
1 … 2.5 mm²	8	C-RC 2,5/M10 DIN	3240082	●	●	●	●		
	8	C-RC 2,5/M3 DIN	3240076	●	●	●	●		
	8	C-RC 2,5/M3,5 DIN	3240077	●	●	●	●		
	8	C-RC 2,5/M4 DIN	3240078	●	●	●	●		
	8	C-RC 2,5/M5 DIN	3240079	●	●	●	●		
	8	C-RC 2,5/M6 DIN	3240080	●	●	●	●		
	8	C-RC 2,5/M8 DIN	3240081	●	●	●	●		
2.6 … 6 mm²	9	C-RC 6/M10 DIN	3240087			●	●	●	
	9	C-RC 6/M12 DIN	3240088			●	●	●	
	9	C-RC 6/M4 DIN	3240083			●	●	●	
	9	C-RC 6/M5 DIN	3240084			●	●	●	
	9	C-RC 6/M6 DIN	3240085			●	●	●	
	9	C-RC 6/M8 DIN	3240086			●	●	●	
- 10 mm²	11	C-RC 10/M10 DIN	3240092					●	●
	11	C-RC 10/M12 DIN	3240093					●	●
	11	C-RC 10/M5 DIN	3240089					●	●
	11	C-RC 10/M6 DIN	3240090					●	●
	11	C-RC 10/M8 DIN	3240091					●	●
- 16 mm²	13	C-RC 16/M10 DIN	3240097						●
	13	C-RC 16/M12 DIN	3240098						●
	13	C-RC 16/M5 DIN	3240094						●
	13	C-RC 16/M6 DIN	3240095						●
	13	C-RC 16/M8 DIN	3240096						●
- 25 mm²	14	C-RC 25/M10 DIN	3240102						●
	14	C-RC 25/M12 DIN	3240103						●
	14	C-RC 25/M16 DIN	3240104						●
	14	C-RC 25/M5 DIN	3240099						●
	14	C-RC 25/M6 DIN	3240100						●
	14	C-RC 25/M8 DIN	3240101						●
- 35 mm²	15	C-RC 35/M10 DIN	3240107						
	15	C-RC 35/M12 DIN	3240108						
	15	C-RC 35/M16 DIN	3240109						
	15	C-RC 35/M6 DIN	3240105						
	15	C-RC 35/M8 DIN	3240106						
- 50 mm²	19	C-RC 50/M10 DIN	3240112						
	19	C-RC 50/M12 DIN	3240113						
	19	C-RC 50/M16 DIN	3240114						
	19	C-RC 50/M6 DIN	3240110						
	19	C-RC 50/M8 DIN	3240111						
- 70 mm²	21	C-RC 70/M10 DIN	3240117						
	21	C-RC 70/M12 DIN	3240118						
	21	C-RC 70/M16 DIN	3240119						
	21	C-RC 70/M6 DIN	3240115						
	21	C-RC 70/M8 DIN	3240116						


CRIMPFOX-RCI 1
1212055
CRIMPFOX-RCI 2,5-M
1212728
CRIMPFOX-RCI 6
1212057
CRIMPFOX-RCI 6-1
1212059
CRIMPFOX-RCI 6-M
1212730
CRIMPFOX-SC 1,5
1212048
CRIMPFOX-SC 1,5-M
1212725
CRIMPFOX-SC 6
1212050
CRIMPFOX-M + dies
1212072
CRIMPFOX-C120 + dies
1212318
CRIMPFOX-C50 + dies
1212340

Field of application crimping tools/connectors

				Designation	CRIMPFOX-RC 2,5 1212063	CRIMPFOX-RC 2,5-M 1212723	CRIMPFOX-RC 6 1212710	CRIMPFOX-RC 6-M 1212724	CRIMPFOX-RC 10 1212061	CRIMPFOX-RC 25 1212065
				Crimping shape						
	Cross section	Stripping length	Designation	Order No.						
Ring cable lugs insulated	0.5 … 1.5 mm²	7	C-RCI 1,5/M3	3240016						
		7	C-RCI 1,5/M3,5	3240017						
		7	C-RCI 1,5/M4	3240018						
		7	C-RCI 1,5/M5	3240019						
		7	C-RCI 1,5/M6	3240020						
	1.5 … 2.5 mm²	8	C-RCI 2,5/M3	3240021						
		8	C-RCI 2,5/M3,5	3240022						
		8	C-RCI 2,5/M4	3240023						
		8	C-RCI 2,5/M5	3240024						
		8	C-RCI 2,5/M6	3240025						
		8	C-RCI 2,5/M8	3240026						
	4 … 6 mm²	9	C-RCI 6/M10	3240031						
		9	C-RCI 6/M4	3240027						
		9	C-RCI 6/M5	3240028						
		9	C-RCI 6/M6	3240029						
		9	C-RCI 6/M8	3240030						
	- 10 mm²	11	C-RCI 10/M10	3240222						
		11	C-RCI 10/M5	3240219						
		11	C-RCI 10/M6	3240220						
		11	C-RCI 10/M8	3240221						
Ring cable lugs insulated with additional crimp zone	0.5 … 1.5 mm²	7	C-RCEI 1,5/M3	3241201						
		7	C-RCEI 1,5/M3,5	3241202						
		7	C-RCEI 1,5/M4	3241203						
		7	C-RCEI 1,5/M5	3241204						
		7	C-RCEI 1,5/M6	3241205						
	1.5 … 2.5 mm²	8	C-RCEI 2,5/M3,5	3241206						
		8	C-RCEI 2,5/M4	3241207						
		8	C-RCEI 2,5/M5	3241208						
		8	C-RCEI 2,5/M6	3241209						
		8	C-RCEI 2,5/M8	3241210						
	4 … 6 mm²	9	C-RCEI 6/M10	3241214						
		9	C-RCEI 6/M5	3241211						
		9	C-RCEI 6/M6	3241212						
		9	C-RCEI 6/M8	3241213						
Fork-type cable lugs non-insulated	0.5 … 1.5 mm²	7	C-FC 1,5/M3	3240137	●	●	●	●		
		7	C-FC 1,5/M3,5	3240138	●	●	●	●		
		7	C-FC 1,5/M4	3240139	●	●	●	●		
		7	C-FC 1,5/M5	3240140	●	●	●	●		
		7	C-FC 1,5/M6	3240141	●	●	●	●		
	1.5 … 2.5 mm²	8	C-FC 2,5/M3	3240142	●	●	●	●		
		8	C-FC 2,5/M3,5	3240143	●	●	●	●		
		8	C-FC 2,5/M4	3240144	●	●	●	●		
		8	C-FC 2,5/M5	3240145	●	●	●	●		
		8	C-FC 2,5/M6	3240146	●	●	●	●		
		8	C-FC 2,5/M8	3240147	●	●	●	●		
	2.6 … 6 mm²	9	C-FC 6/M4	3240148			●	●	●	
		9	C-FC 6/M5	3240149			●	●	●	
		9	C-FC 6/M6	3240150			●	●	●	
		9	C-FC 6/M8	3240151			●	●	●	
Fork-type cable lugs insulated	0.5 … 1.5 mm²	7	C-FCI 1,5/M3	3240032						
		7	C-FCI 1,5/M3,5	3240033						
		7	C-FCI 1,5/M4	3240034						
		7	C-FCI 1,5/M5	3240035						
		7	C-FCI 1,5/M6	3240036						
	1.5 … 2.5 mm²	8	C-FCI 2,5/M3	3240037						
		8	C-FCI 2,5/M3,5	3240038						
		8	C-FCI 2,5/M4	3240039						

CRIMPFOX-RCI 2,5 1212053	CRIMPFOX-RCI 2,5-M 1212728	CRIMPFOX-RCI 6 1212057	CRIMPFOX-RCI 6-1 1212059	CRIMPFOX-RCI 6-M 1212730	CRIMPFOX-SC 1,5 1212048	CRIMPFOX-SC 1,5-M 1212725	CRIMPFOX-SC 6 1212050	CRIMPFOX-M + dies 1212072	CRIMPFOX-C120 + dies 1212318	CRIMPFOX-C50 + dies 1212340
●	●	●	●	●				●		
●	●	●	●	●				●		
●	●	●	●	●				●		
●	●	●	●	●				●		
●	●	●	●	●				●		
●	●	●	●	●				●		
●	●	●	●	●				●		
●	●	●	●	●				●		
●	●	●	●	●				●		
●	●	●	●	●				●		
●	●	●	●	●				●		
		●	●	●				●		
		●	●	●				●		
		●	●	●				●		
		●	●	●				●		
		●	●	●				●		
									●	●
									●	●
									●	●
									●	●
●	●	●	●	●				●		
●	●	●	●	●				●		
●	●	●	●	●				●		
●	●	●	●	●				●		
●	●	●	●	●				●		
●	●	●	●	●				●		
●	●	●	●	●				●		
●	●	●	●	●				●		
●	●	●	●	●				●		
●	●	●	●	●				●		
		●	●	●				●		
		●	●	●				●		
		●	●	●				●		
		●	●	●				●		
								●		
								●		
								●		
								●		
								●		
								●		
								●		
								●		
								●		
								●		
								●		
								●		
								●		
								●		
								●		
●	●	●	●	●				●		
●	●	●	●	●				●		
●	●	●	●	●				●		
●	●	●	●	●				●		
●	●	●	●	●				●		
●	●	●	●	●				●		
●	●	●	●	●				●		
●	●	●	●	●				●		

Field of application crimping tools/connectors

				Designation	CRIMPFOX-RC 2,5 1212063	CRIMPFOX-RC 2,5-M 1212723	CRIMPFOX-RC 6 1212710	CRIMPFOX-RC 6-M 1212724	CRIMPFOX-RC 10 1212061	CRIMPFOX-RC 25 1212065
				Crimping shape						
	Cross section	Stripping length (reference)	Designation	Order No.						
Fork-type cable lugs insulated	1.5 … 2.5 mm²	8	C-FCI 2,5/M5	3240040						
		8	C-FCI 2,5/M6	3240041						
	4 … 6 mm²	9	C-FCI 6/M4	3240042						
		9	C-FCI 6/M5	3240043						
		9	C-FCI 6/M6	3240044						
		9	C-FCI 6/M8	3240045						
Pin cable lugs insulated	0.5 … 1.5 mm²	7	C-PCEI 1,5/2	3241215						
	1.5 … 2.5 mm²	8	C-PCEI 2,5/2	3241216						
	4 … 6 mm²	9	C-PCEI 6/2	3241217						
	0.5 … 1.5 mm²	7	C-PCI 1,5/2	3240064						
	1.5 … 2.5 mm²	8	C-PCI 2,5/2	3240066						
	4 … 6 mm²	9	C-PCI 6/2,7	3240068						
Flat pin cable lugs insulated	0.5 … 1.5 mm²	7	C-BCI 1,5/2,8	3240015						
		7	C-BCI 1,5/4,6	3240568						
	1.5 … 2.5 mm²	8	C-BCI 2,5/2,8	3240046						
		8	C-BCI 2,5/4,6	3240569						
	4 … 6 mm²	9	C-BCI 6/2,8	3240047						
		9	C-BCI 6/4,6	3240570						
	0.5 … 1.5 mm²	7	C-BCSI 1,5/9 x 2,8	3240531						
	1.5 … 2.5 mm²	8	C-BCSI 2,5/9 x 2,8	3240532						
	4 … 6 mm²	9	C-BCSI 6/10 x 2,8	3240546						
		9	C-BCSI 6/18 x 4,5	3240533						
Slip-on sleeves and slip-on blade connectors	0.5 … 1 mm²	7	C-SCF 1/2,8 x 0,5	3240152						
		7	C-SCF 1/2,8 x 0,8	3240153						
	0.5 … 1.5 mm²	7	C-SCF 1,5/4,8 x 0,5	3240154						
		7	C-SCF 1,5/4,8 x 0,8	3240155						
		7	C-SCF 1,5/6,3 x 0,8	3240156						
	1.5 … 2.5 mm²	8	C-SCF 2,5/4,8 x 0,5	3240157						
		8	C-SCF 2,5/4,8 x 0,8	3240158						
		8	C-SCF 2,5/6,3 x 0,8	3240159						
	4 … 6 mm²	9	C-SCF 6/6,3 x 0,8	3240160						
	0.5 … 1.5 mm²	7	C-SCFFI 1,5/2,8 x 0,5	3240534						
		7	C-SCFFI 1,5/2,8 x 0,8	3240535						
		7	C-SCFFI 1,5/4,8 x 0,5	3240536						
		7	C-SCFFI 1,5/4,8 x 0,8	3240537						
		7	C-SCFFI 1,5/6,3 x 0,8	3240538						
	1.5 … 2.5 mm²	8	C-SCFFI 2,5/4,8 x 0,5	3240539						
		8	C-SCFFI 2,5/4,8 x 0,8	3240540						
		8	C-SCFFI 2,5/6,3 x 0,8	3240547						
	4 … 6 mm²	9	C-SCFFI 6/6,3 x 0,8	3240541						
	0.5 … 1.5 mm²	7	C-SCFI 1,5/2,8 x 0,5	3240048						
		7	C-SCFI 1,5/2,8 x 0,8	3240049						
		7	C-SCFI 1,5/4,8 x 0,5	3240050						
		7	C-SCFI 1,5/4,8 x 0,8	3240051						
		7	C-SCFI 1,5/6,3 x 0,8	3240052						
	1.5 … 2.5 mm²	8	C-SCFI 2,5/4,8 x 0,5	3240053						
		8	C-SCFI 2,5/4,8 x 0,8	3240054						
		8	C-SCFI 2,5/6,3 x 0,8	3240055						
	4 … 6 mm²	9	C-SCFI 6/6,3 x 0,8	3240056						
	0.5 … 1.5 mm²	7	C-SCFMI 1,5/6,3 x 0,8	3240529						
	1.5 … 2.5 mm²	8	C-SCFMI 2,5/6,3 x 0,8	3240530						
	0.5 … 1.5 mm²	7	C-SCM 1,5/6,3 x 0,8	3240161						
	1.5 … 2.5 mm²	8	C-SCM 2,5/6,3 x 0,8	3240162						
	0.5 … 1.5 mm²	7	C-SCMI 1,5/6,3 x 0,8	3240058						
	1.5 … 2.5 mm²	8	C-SCMI 2,5/6,3 x 0,8	3240059						
	4 … 6 mm²	9	C-SCMI 6/6,3 x 0,8	3240060						
Butt connector	0.5 … 1.5 mm²	7	C-JCI 1,5	3240061						
	1.5 … 2.5 mm²	8	C-JCI 2,5	3240062						
	4 … 6 mm²	9	C-JCI 6	3240063						

CRIMPFOX-RCI 2,5 1212053	CRIMPFOX-RCI 2,5-M 1212728	CRIMPFOX-RCI 6 1212057	CRIMPFOX-RCI 6-1 1212059	CRIMPFOX-RCI 6-M 1212730	CRIMPFOX-SC 1,5 1212048	CRIMPFOX-SC 1,5-M 1212725	CRIMPFOX-SC 6 1212050	CRIMPFOX-M + dies 1212072	CRIMPFOX-C120 + dies 1212318	CRIMPFOX-C50 + dies 1212340
●	●	●	●	●				●		
●	●	●	●	●				●		
		●	●	●				●		
		●	●	●				●		
		●	●	●				●		
		●	●	●				●		
●	●	●	●	●				●		
●	●	●	●	●				●		
		●	●	●				●		
●	●	●	●	●				●		
●	●	●	●	●				●		
		●	●	●				●		
●	●	●	●	●				●		
●	●	●	●	●				●		
●	●	●	●	●				●		
●	●	●	●	●				●		
		●	●	●				●		
		●	●	●				●		
●	●	●	●	●				●		
●	●	●	●	●				●		
		●	●	●				●		
		●	●	●				●		
					●	●	●	●		
					●	●	●	●		
					●	●	●	●		
					●	●	●	●		
					●	●	●	●		
							●	●		
							●	●		
							●	●		
							●	●		
●	●	●	●	●				●		
●	●	●	●	●				●		
●	●	●	●	●				●		
●	●	●	●	●				●		
●	●	●	●	●				●		
●	●	●	●	●				●		
●	●	●	●	●				●		
●	●	●	●	●				●		
		●	●	●				●		
●	●	●	●	●				●		
●	●	●	●	●				●		
●	●	●	●	●				●		
●	●	●	●	●				●		
●	●	●	●	●				●		
●	●	●	●	●				●		
●	●	●	●	●				●		
●	●	●	●	●				●		
		●	●	●				●		
●	●	●	●	●						
●	●	●	●	●				●		
					●	●	●	●		
							●	●		
●	●	●	●	●				●		
●	●	●	●	●				●		
		●	●	●				●		
●	●	●	●	●				●		
●	●	●	●	●				●		
		●	●	●				●		

Always up-to-date, always available to you. Here you'll find everything on our products, solutions and service:

phoenixcontact.com

Product range

- Cables and wires
- Charging technology for E-Mobility
- Connectors
- Controllers
- Electronics housings
- Electronic switchgear and motor control
- Fieldbus components and systems
- Functional safety
- HMIs and industrial PCs
- I/O systems
- Industrial cloud computing
- Industrial communication technology
- Installation and mounting material
- Lighting and signaling
- Marking and labeling
- Measurement and control technology
- Monitoring
- PCB terminal blocks and PCB connectors
- Power supply units and UPS
- Protective devices
- Relay modules
- Sensor/actuator cabling
- Software
- Surge protection and interference filters
- System cabling for controllers
- Terminal blocks
- Tools

Printed in Germany
© PHOENIX CONTACT 2017

PHOENIX CONTACT GmbH & Co. KG
Flachsmarktstraße 8
32825 Blomberg, Germany
Phone: +49 52 35 3-00
Fax: +49 52 35 3-4 12 00
E-mail: info@phoenixcontact.com
phoenixcontact.com

IC 01-14.000.L3
MNR 52005171/2017-01-30/05

PHOENIX CONTACT
INSPIRING INNOVATIONS