Automotive High Power Thick Film Chip Resistors - HQ

汽车级高功率晶片电阻器 - HQ系列

ROYALOHM
www.royalohm.com

Feature (特性)

- Comply with the relevant provision of AEC-Q200
  符合AEC-Q200相关条款
- Suitable for reflow & wave soldering. 适合波峰焊与回流焊
- Application car. 适用于汽车



Figures (型状)

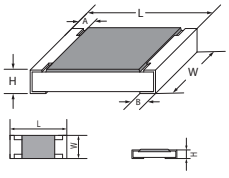

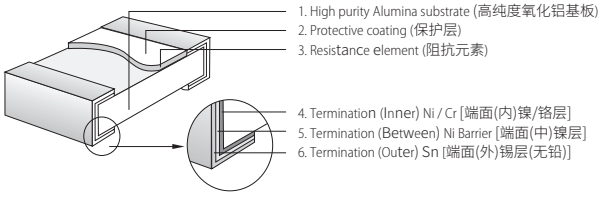

Derating Curve 降功率曲线

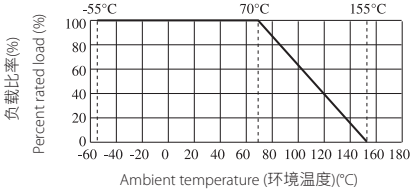

Specification (性能)

Type 类型	Max working voltage 最大工作电压	Max Overload Voltage 最大过负荷电压	Dielectric Withstanding Voltage 绝缘耐压	Resistance Value of Jumper 零欧姆电阻阻值	Rated Current Of Jumper 零欧姆电阻 额定电流	Max. Overload Current of Jumper 零欧姆电阻 最大过负荷电流	Operating Temperature 工作温度范围
HQ02	50V	100V	100V	< 50mΩ	1A	2A	-55~+155°C
HQ03	75V	150V	300V		1A	2A	
HQ05	150V	300V	500V		2A	5A	
HQ06	200V	400V	500V		2A	10A	
HQ07	200V	500V	500V		2A	10A	
HQ10	200V	500V	500V		2A	10A	
HQ12	250V	500V	500V		2A	10A	

Type 类型	Size 尺寸	Power Rating 额定功率	L (mm)	W (mm)	H (mm)	A (mm)	B (mm)	Resistance Range 阻值范围 1%(E96), 5%(E24)
HQ02	0402 (1005)	1/10W	1.00±0.10	0.50±0.05	0.35±0.05	0.20±0.10	0.25±0.10	1Ω~10M
HQ03	0603 (1608)	1/5W	1.60±0.10	0.80±0.10	0.45±0.10	0.30±0.20	0.30±0.20	
HQ05	0805 (2012)	1/3W	2.00±0.15	$1.25^{+0.15}_{-0.10}$	0.55±0.10	0.40±0.20	0.40±0.20	
HQ06	1206 (3216)	1/2W	3.10±0.15	$1.55^{+0.15}_{-0.10}$	0.55±0.10	0.45±0.20	0.45±0.20	
HQ07	1210 (3225)	3/4W	3.10±0.10	2.60±0.20	0.55±0.10	0.50±0.25	0.50±0.20	
HQ10	2010 (5025)	1W	5.00±0.10	2.50±0.20	0.55±0.10	0.60±0.25	0.50±0.20	
HQ12	2512 (6432)	2W	6.35±0.10	3.20±0.20	0.55±0.10	0.60±0.25	0.50±0.20	

*Special offers 特别提供：HQ12 B:1.80±0.25mm

sales@prom-elec.com / ООО ПРОМЭЛЕКТРОНИКА

Performance Specification (性能)

Test Item 试验项目	Reference standard 参考标准	Test Methods 试验方法	Evaluation Criteria 判定标准
Temperature Coefficient of Resistance 温度系数	**MIL-STD-202 Method 304**	Measure between: -55°C ~+155°C 测定范围：-55°C ~+155°C	1Ω≤R≤10Ω:±200ppm/°C 10Ω<R≤10MΩ:±100ppm/°C
Pre- and Post-Stress ElectricalTest (Short time Overload) 短時间过负荷	**AEC-Q200 TEST 1** **IEC60115 4.13**	2.5x Rated voltage or Max. Overload Voltage whichever is lower for 5 seconds, then check the resistance. 2.5 倍额定电压或最大过负荷电压 (取其低者), 持续 5 秒钟 , 然后测阻值。	±1%: ±(1.0%+0.05Ω) ±5%: ±(2.0%+0.05Ω)
Biased Humidity 偏置湿度	**AEC-Q200 TEST 7** **MIL-STD-202 Method 103**	1000 hours 85°C/85%RH. Note: Specified conditions:10% of operating power. Measurement at 24±4 hours after test conclusion. 在温度 85 °C，湿度 85% 的条件下放置 1000 小时。 注意 : 指定条件 : 工作功率的 10%，试验结束后 24±4 小时内进行测试。	±1%: ±(1.0%+0.05Ω) ±5%: ±(3.0%+0.05Ω)
Operational Life 工作寿命	**AEC-Q200 TEST 8** **MIL-STD-202 Method 108**	1,000 hours at 125°C, applied de-rated (36%) power of continuous working voltage, 1.5 hours on, 0.5 hour off. 125°C 下 36% 的额定功率 , 1.5 小时 ON, 0.5 小时 OFF, 1000H.	±1%: ±(1.0%+0.1Ω) ±5%: ±(3.0%+0.1Ω)
Soldering Heat 耐焊接热	**AEC-Q200 TEST 15** **MIL-STD-202 Method 210**	Condition B No pre-heat of samples. Note: Single Wave Solder - Procedure 2 for SMD and Procedure 1 for Leaded with solder within 1.5mm of device body. 条件 B，样品不进行预热。注意 : 单一波峰焊 - 表面贴装元件按程序 2: 引脚产品按程序 1 进行焊接，浸入器件本体的 1.5mm 的深度	±(1.0%+0.05Ω)
Solderability 可焊性	**AEC-Q200 TEST 18** **J-STD-002**	SMD. Electrical test not required. Magnification 50 X. **Conditions:** 1. Baking 4 hours@155°C dry heat, dipping @ 245±3°C for 5±0.5 second. 2. Steam aging 8 hours, dipping @ 260±3°C for 30±0.5 second. 表面贴装元件 , 不需要电气测试 . 放大倍数 50 倍 . **测试条件 :** 1.155°C 干噪 4H 后 , 245 °C 5±0.5 秒浸锡 . 2.8H 蒸汽后 , 260±3°C 30±0.5 秒浸锡 .	Coverage must be over 95%.
Board Flex 弯曲	**AEC-Q200 TEST 21** **AEC-Q200-005**	Bending 3mm(HQ02-HQ05)/2mm(HQ06-HQ12)for 60±5sec 弯曲 3mm(HQ02-HQ05)/2mm(HQ06-HQ12) 保持 60±5 秒	±(1.0%+0.05Ω)
Sulfuration test 硫化测试		H_2S 3~5PPM 50°C±2°C 91%~93% RH 1000H	±5%: ±(5.0%+0.1 Ω) ±1%: ±(1.0%+0.1 Ω)
Anti-Sulfurzed test 硫化测试	**ASTMB-809-95**	Sulfur (Saturated vapor) 硫（饱和蒸汽） • Test temp. 测试温度：50±2°C • Relative humidity 相对湿度：86~90%RH • Test time 测试时长：1000H	±(1%+0.05Ω)

Ordering Procedure (Example: HQ06 1/4W 5% 1.2 Ω T/R-5000)

订购方式 (例如: HQ06 1/2W 5% 1.2 Ω T/R-5000)

H Q 0 6 W 2 J 0 1 2 J T 5 E

Product Type (产品类型):
Fill-in 4 digits with the Chip resistor type as follow (填四位数表示下列各种晶片电阻类型):
HQ02, HQ03, HQ05, HQ06, HQ07, HQ10 , HQ12

Wattage (功率):
Fill-in 2 digits with the codes as follow (用下列代码填二位数):
WA=1/10W
W5=1/5W
W3=1/3W
W2=1/2W
07=3/4W
1W=1W
2W=2W

Tolerance (公差):
F = ±1%
J = ±5%

Resistance Value (阻值):
2%, 5%(E-24 series):
the 1st digit is "0", the 2nd & 3rd digits are for the significant figures of the resistance and the 4th indicate the number of zeros following
2%, 5% 产品 (E-24 系列阻值):
第 1 位数是 0，第 2、3 位数表示阻值的有效数，第 4 位表示有几个 0);
≤1%(E-96 series):
the 1st to 3rd digits are for the significant figures of the resistance and the 4th indicate the number of zeros following
≤1% 产品 (E-96 系列阻值):
第 1-3 位数表示阻值的有效数，第 4 位数表示有几个 0).
The following numbers and the letter codes is to be used to indicate the number of zeros in the 11th digit:
以下数字及字母用来表示第11位数有几个0:
$0=10^0$ $1=10^1$ $2=10^2$ $3=10^3$ $4=10^4$ $5=10^5$ $6=10^6$
$J=10^{-1}$ $K=10^{-2}$ $L=10^{-3}$ $M=10^{-4}$ $N=10^{-5}$ $P=10^{-6}$

Packing Qty. (包装数量)
4=4,000pcs
5=5,000pcs
C=10,000pcs

Special Feature (特征):
E = Lead Free (standard)
(无铅标准品)

Packing Type (包装类型):
T = T/R (编带 / 卷带)

Remark: For more details, please check page 152, Part No. System. 注：更多细节详见P152标准料号系统。