Ultra High Power Thick Film Chip Resistors - SP

超高功率厚膜晶片电阻器 - SP系列

www.royalohm.com

Feature (特性)

- High power rating up to 6 watts
  高功率可达6W
- Suitable for both wave & re-flow soldering适合波峰焊与回流焊
- Application LED lamps, Intelligent home appliances, Medical equipment, Kinds of industrial control devices & Industrial supplies适用于LED 灯具、智能家电产品、医疗设备、各种工业控制装置及工业电源等
- AEC-Q200 Qualified

Figures (型状)

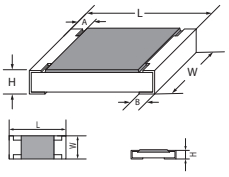

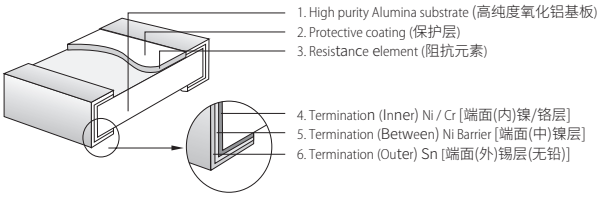

Derating Curve & Specification (降功率曲线及性能)

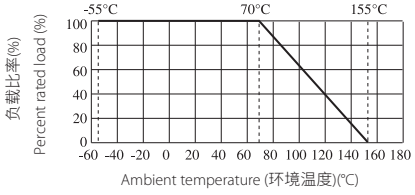

Type 类型	L(mm)	W(mm)	H(mm)	A(mm)	B(mm)
SP10 (2010)	5.00 ± 0.10	2.50 ± 0.15	1.10 ± 0.10	0.60 ± 0.25	0.50 ± 0.20
SP12 (2512)	6.35 ± 0.10	3.20 ± 0.15	1.10 ± 0.10	0.60 ± 0.25	1.80 ± 0.20
SP17 (2817)	7.10 ± 0.20	4.20 ± 0.20	1.10 ± 0.10	0.60 ± 0.20	1.80 ± 0.20
SP20 (4320)	11.00 ± 0.30	5.00 ± 0.25	1.10 ± 0.10	0.80 ± 0.20	2.40 ± 0.20
SP27 (4527)	11.60 ± 0.30	6.85± 0.25	1.10 ± 0.10	1.00 ± 0.20	2.50 ± 0.20

Type 类型	Size 尺寸	Power Rating 额定功率	Resistance Range of 1% & 5% 1% & 5% 的阻值范围	Max. Working Voltage 最大工作电压	Max. Overload Voltage 最大过负荷电压	Dielectric Withstanding Voltage 绝缘耐压	Operating Temperature 工作温度范围
SP10	2010 (5025)	2W	1Ω ~ 10MΩ	200V	500V	500V	-55℃~155℃
SP12	2512 (6432)	3W		250V	500V	500V	
SP17	2817 (7142)	4W		250V	500V	500V	
SP20	4320 (1150)	5W		300V	600V	600V	
SP27	4527 (1267)	6W		300V	600V	600V	

sales@prom-elec.com / ООО ПРОМЭЛЕКТРОНИКА

Performance Specifications (性能)

Test Item 试验项目	Test Methods 试验方法	Evaluation Criteria 判定标准
Temperature coefficient 温度系数	Measure between -55°C ~+155°C 测定范围：-55°C ~+155°C	1Ω~10Ω ≤± 200PPM/°C 10.1Ω~10MΩ ≤± 100PPM/°C
Short-time overload 短时间过负荷	2.5x Rated voltage or Max. Overload Voltage whichever is lower for 5 seconds, then check the resistance. 2.5 倍额定电压或最大过负荷电压 (取其低者), 持续 5 秒钟 , 然后测阻值。	± 5% (2.0% + 0.1Ω) ± 1% (1.0% + 0.1Ω)
Terminal Bending 端子弯曲	Bending Distance 3mm, Duration: 60s±5s, then check the resistance. 弯曲距离：3mm，保持时间：60s±5s，然后测试阻值。	± (1.0% + 0.05Ω)
Solderability 可焊性	Temperature of solder: 245±3°C; Dwell time in solder: 2~3seconds. 锡炉温度 : 245±3°C；浸入时间 : 2~3 秒。	Coverage must be over 95%. 覆盖率 ≥95%
Soldering heat 耐焊接热	Dip the resister into a temperature of 260 ±5°C and hold it for a 10±1 seconds. 将电阻浸入到260±5°C的锡炉中并保持10秒时间。	± (1.0%+0.05Ω)
Dielectric withstanding voltage 绝缘耐压	Resistor shall be clamped in the trough of 90° metallic V-block and shall be tested at AC potential respectively specified in the given list of each product type for 60~70s. 电阻固定在 90° 的 V 型槽中 , 根据不同产品规定交流电压 , 持续 60~70 秒 .	No evidence of flashover, mechanical damage, arcing or insulation breakdown 无击穿 , 飞弧及可见机械性损伤
Rapid change of temperature 温度快速变化	30 min at -55 °C and 30 min at 155 °C; 100 cycles -55 °C 温度放置 30min, 155 °C 温度放置 30min, 100 个循环；	± 5% (1.0% + 0.1Ω). ± 1% (0.5% + 0.1Ω).
Load life 负载寿命	70°C，at RCWV or Max.Working Voltage whichever less,1,000 hours(1.5 hours "ON", 0.5 hours"OFF"), Measurement at 24±4 hours after test conclusion. 70°C，额定工作电压或最大工作电压 (取其低者)，持续时间：1,000h(1.5h" 通 "，0.5h" 断 ")，试验结束 24h 后进行测试 . MIL-STD-202 Method 108	± 5% (3.0% + 0.1Ω). ± 1% (1.0% + 0.1Ω).
Humidity (Steady State) 恒定湿热	Temporary resistance change after 240 hours exposure in a humidity test chamber controlled at 40±2°C and 90~95% RH. 在 40±2°C 和 90~95% RH 相对湿度条件下，存放 240h 后阻值变化率	± 5% (3.0% + 0.1Ω) . ± 1% (0.5% + 0.1Ω)
Load life in humidity 湿度寿命	Resistance change after 1000 hours (1.5hours"ON"，0.5hours"OFF") at RCWV or Max.Working Voltage whichever less in a humidity test chamber controlled at 40±2°C and 90~95% RH. 持续时间：1000h (1.5h" 通 "，0.5h" 断 ")；试验温度：40±2°C；相对湿度：90~95% RH；试验电压：额定工作电压或最大工作电压 (取其低者)。	± 5% (3.0% + 0.1Ω) . ± 1% (1.0% + 0.1Ω)

Ordering Procedure (Example: SP12 3W (2512) ±1% 10Ω T/R-2,000)

订购方式 (例如: SP12 3W (2512) ±1% 10Ω T/R-2,000)

S P 1 2 3 W F 1 0 0 J T 2 E

Product Type (产品类型):
Fill-in 4 digits with the Chip resistor type as follow (填四位数表示产品类型):
SP10: 2010 SP12: 2512
SP17: 2817 SP20:4320
SP27:4527

Wattage (功率):
Fill-in 2 digits with the codes as follow (用下列代码填二位数):
2W = 2W 3W = 3W 4W = 4W
5W = 5W 6W = 6W

Tolerance (公差):
F = ±1%
J = ±5%

Resistance Value (阻值):
5% (E-24 series):
the 1st digit is "0", the 2nd & 3rd digits are for the significant figures of the resistance and the 4th indicate the number of zeros following;
5% 产品 (E-24 系列阻值):
第 1 位数是 0，第 2、3 位数表示阻值的有效数，第 4 位表示有几个 0;
1%(E-24, E-96 series):
the 1st to 3rd digits are for the significant figures of the resistance and the 4th indicate the number of zeros following.
1% 产品 (E-24, E-96 系列阻值):
第 1-3 位数表示阻值的有效数，第 4 位数表示有几个 0
The following numbers and the letter codes is to be usedto indicate the number of zeros in the 11th digit:
以下数字及字母用来表示第11位数有几个0:
$0=10^0$ $1=10^1$ $2=10^2$ $3=10^3$ $4=10^4$ $5=10^5$ $6=10^6$
$J=10^{-1}$ $K=10^{-2}$ $L=10^{-3}$ $M=10^{-4}$ $N=10^{-5}$ $P=10^{-6}$

Packing Type (包装类型):
T = T/R (编带 / 卷带)

Packing Qty. (包装数量):
1=1,000pcs
2=2,000pcs

Special Feature (特征):
E = Lead Free (standard)
(无铅标准品)
RoHS compliant

Remark: For more details, please check page 152, Part No. System. 注：更多细节详见P152标准料号系统。