www.jbctools.com

Product website

INSTRUCTION MANUAL

SB05CC

5cc Syringe Barrel

sales@prom-elec.com / ООО ПРОМЭЛЕКТРОНИКА

This manual corresponds to the following reference:

SB05CC

Packing List

The following items are included:

5cc Syringe Barrel ..... 5 units
Ref. SB05CC
includes *(5 units each)*:
Barrel Ref. 0029409
Piston Ref. 0029414
Cap Ref. 0029407

Manual ..... 1 unit
Ref. 0027371

Operation

SB05CC syringes are designed to be used with JBC DPM* Manual Solder Paste Dispenser, ND-KS* needles and ND-KP* tapered tips.

1. Barrel Filling

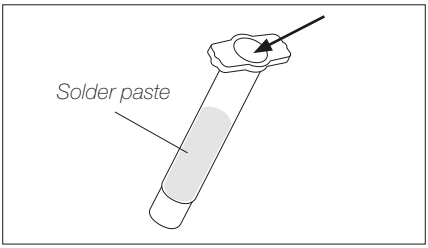

Fill in the syringe barrel with solder paste.

2. Piston Placement

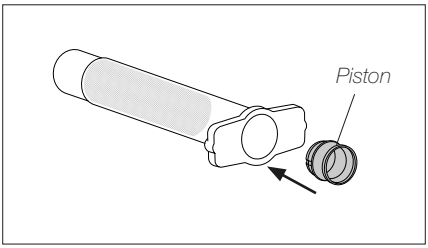

Fit the piston into the barrel.

3. Plunger Placement

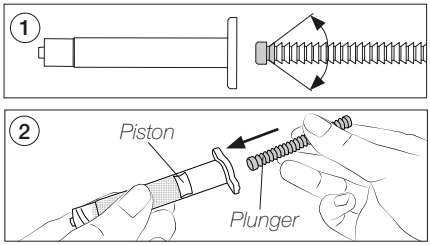

1. Note that the plunger enters with its head forward in the syringe barrel and the direcction of the teeth angle corresponds to the upper image. Otherwise, DPM will not work properly.

2. Insert the plunger into the piston and press the piston against the solder paste to remove the air inside the barrel.

4. Tip Placement

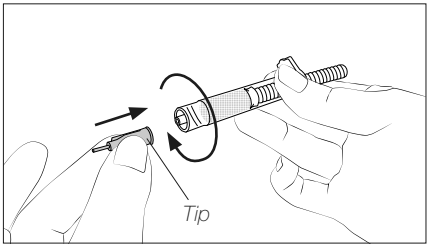

Screw the tip* onto the syringe barrel.

** More information on **www.jbctools.com.***

Specifications

SB05CC
Syringe Barrel
Ref.: **SB05CC**

- Volume Capacity:	5 cc / 0.17 fl oz
- Weight:	0.02 kg / 0.04 lb
- Total Package Dimensions / Weight: (L x W x H)	90 x 55 x 40 mm / 0.03 kg 3.54 x 2.17 x 1.57 in / 0.07 lb

Complies with CE standards.
ESD Safe.

Warranty
JBC's 2 year warranty covers this equipment against all manufacturing defects, including the replacement of defective parts and labor.
Warranty does not cover product wear or misuse.
In order for the warranty to be valid, equipment must be returned, postage paid, to the dealer where it was purchased.

This product should not be thrown in the garbage.
In accordance with the European directive 2012/19/EU, electronic equipment at the end of its life must be collected and returned to an authorized recycling facility.

0027371-220725

www.jbctools.com