BGA Heat Sink - High Performance fanSINK™ with maxiGRIP™ Attachment



ATS Part#: ATS-61350K-C1-R0

Description: 35.00 x 35.00 x 14.50 mm BGA Heat Sink - High Performance fanSINK™ with maxiGRIP™ Attachment

Heat Sink Type: fanSINK

Heat Sink Attachment: maxiGRIP

Equivalent Part Number: N/A

Features & Benefits

- X-Cut straightFIN heatsink fins offer omnidirectional air flow for optimum thermal performance independent of PCB lay-out
- Stainless steel screw fan attachment ensures dependable long-term fan to heat sink assembly. 4-40 thread screws are supplied in 4 lengths (1/2", 3/4", 7/8", 1"). Contact ATS for custom options available.
- Product hole pattern is 20 mm C-C (center to center)
- Component Attachment: ATS maxiGRIP™ is a proven high reliability mechanical attachment system
- Meets Telecordia GR-63-Core Office Vibration; ETSI 300 019 Transportation Vibration; and MIL-STD-810 Shock Testing and Unpackaged Drop Testing Standards
- maxiGRIP™ hardware includes a high performance plastic frame clip and 300 Series stainless steel spring clip-avoiding PCB through holes
- Provided with pre-assembled Thermal Interface Material (TIM) centered on base
- "Keep-Out" Requirements: An "Un-Populated" boarder zone of 5mm around the component is necessary to facilitate the installation/removal of the maxiGRIP™. Please refer to the maxiGRIP™ Keep-Out Guidelines and Installation/Removal Instructions for further details

Thermal Performance

AIR VELOCITY		@200 LFM 1.0 M/S	@300 LFM 1.5 M/S	@400 LFM 2.0 M/S	@500 LFM 2.5 M/S	@600 LFM 3.0 M/S	@700 LFM 3.5 M/S	@800 LFM 4.0 M/S
THERMAL RESISTANCE	Unducted Flow	1.90	N/A	N/A	N/A	N/A	N/A	N/A
	Ducted Flow	0.00	N/A	N/A	N/A	N/A	N/A	N/A

Suggested Fan (Not Included)

Manufacturer	Part #	Voltage	Dimensions (mm) L x H X W	Airflow
Sunon	MC30060V1-000U-A99	5VDC	30 x 30 x 6.9	4.9 CFM (0.137m³/min)
Sunon	MC30101V1-000U-A99	12VDC	30 x 30 x 10	5.5 CFM (0.154m³/min)

Product Details

SCHEMATIC IMAGE	Dimension A	Dimension B	Dimension C	Dimension D	TIM	Finish
	34.25	34.25	14.5	19	Chomerics T412	Black

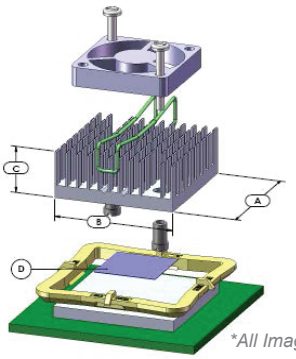

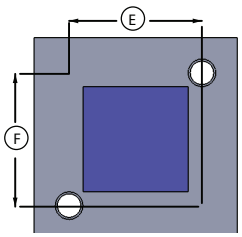

All Images are for illustration purposes only.

NOTES:

1) Fan not included. Fan type is specific to individual customer requirements and needs to be independently sourced.
2) Dimension A and B refer to component size.
3) Dimension C is the heat sink height from the bottom of the base to the top of the fin field.
4) Thermal performance data are provided for reference only. Actual performance may vary by application.
5) ATS reserves the right to update or change its products without notice to improve the design or performance.
6) ATS certifies that this heat sink assembly is RoHS-6 and REACH compliant.
7) Contact ATS to learn about custom options available.

REV2_1118

ATS ADVANCED THERMAL SOLUTIONS, INC.
Innovations in Thermal Management®

For further technical information, please contact Advanced Thermal Solutions, Inc.

89-27 ACCESS ROAD, NORWOOD, MA 02062 USA | T: 781.769. 2800 F: 781.769.9979 | WWW.QATS.COM

sales@prom-elec.com / ООО ПРОМЭЛЕКТРОНИКА