DFR

D-Sub connectors - Stamped and Formed Contacts

FLAT RIBBON D-SUB CONNECTORS

CHARACTERISTICS

Specifications

• Connectors according to MIL C24308

Materials and Platings	
Shells	Steel with nickel plating
Insulator	Glass-filled thermoplastic, UL 94V-0
Pin contacts	Brass, selected gold in mating area; 2.54µm (100µ") min. tin on termination area over 1.27µm (50µ") min. nickel
Socket contact	Phosphor bronze, selected gold in mating area; 2.54µm (100µ") min. tin on termination area over 1.27µm (50µ") min. nickel
Rear insert	Brass, 2.54µm (100µ") min. nickel plated
Screwlock	Brass, 2.54µm (100µ") min. nickel plated

Electrical Data	
Current rating	5A
Voltage rating	250V AC/rms 60Hz
Withstanding voltage	1000V AC/rms 60Hz for one minute
Insulation resistance	1000MΩ
Contact resistance	20mΩ max

Climatic Data	
Operating temperature	-40°C to +125°C

Mechanical Data	
Single contact insertion force	0.54kg (1.19lb) max
Single contact withdrawal force	0.06kg (0.13lb) min
Mating and unmating force	

Unit: kg (lb)

No. of Cts	Mate (max)	Unmate (min)
9 (size E)	3.05 (6.74)	0.36 (0.79)
15 (size A)	5.09 (11.24)	0.46 (1.01)
25 (size B)	8.44 (18.66)	0.81 (1.8)
37 (size C)	12.51 (27.65)	1.1 (2.47)

Standard plating thicknesses
- gold flash
- 0.4µm (15µ") gold
- 0.76 µm (30µ") gold

DESCRIPTION

These connectors are suitable for compact requirement of modern peripheral equipment.

Special contact design allows usage of standard 1.27mm (.05") flat cable. Suitable with all standard D-Sub hoods.

Simplify Your cable assemblies !

APPLICATIONS

- Industrial
- Telecom
- Any industry standard I / O connections

DFR / E12

Amphenol RoHS Compliant EU 2002/95/EC

Amphenol

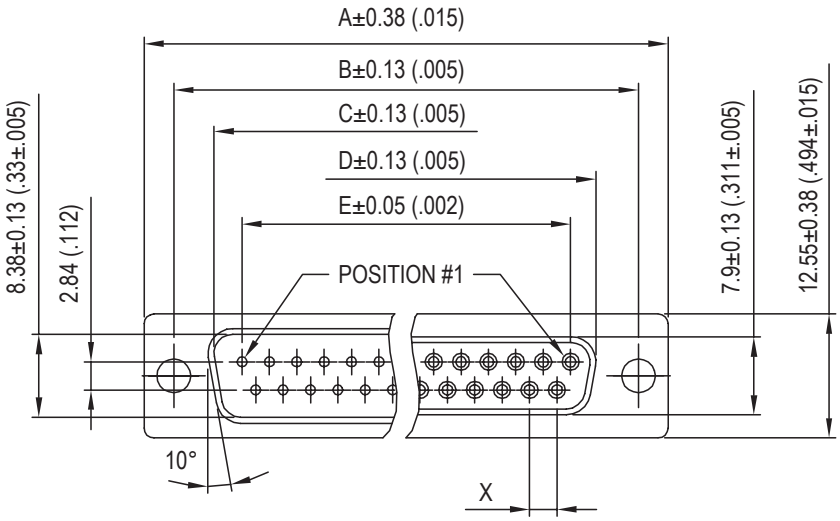

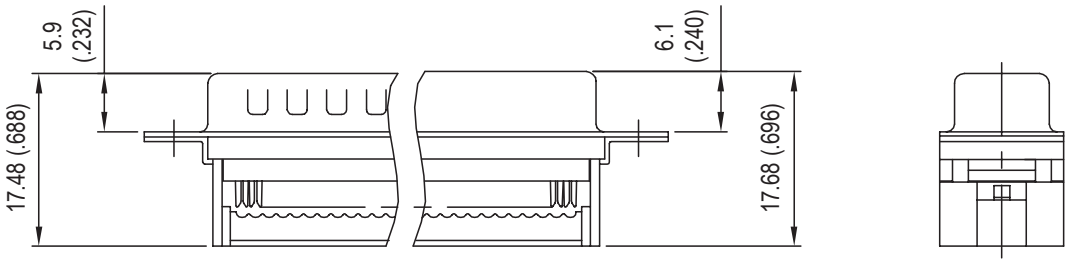

Nb OF CONTACTS	DIMENSIONS mm (inch)					
	A	B	C	D	E	X
9	30.84 (1.21)	24.99 (.984)	16.92 (.666)	16.24 (.639)	11.09 (.437)	2.74
15	39.24 (1.54)	33.32 (1.31)	24.70 (.972)	24.56 (.967)	19.39 (.763)	2.74
25	53.04 (2.09)	47.04 (1.85)	38.96 (1.53)	38.38 (1.51)	33.24 (1.31)	2.77
37	69.32 (2.73)	63.50 (2.50)	55.42 (2.18)	54.76 (2.16)	49.86 (1.96)	2.77

STRAIN RELIEF

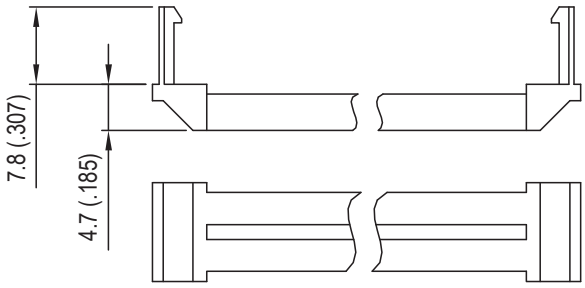

Panel mounting option

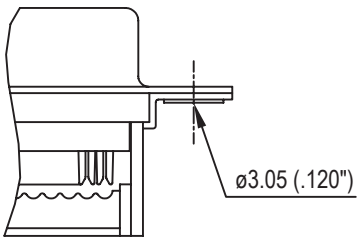

Standard rivet ø 3.05mm
no digit

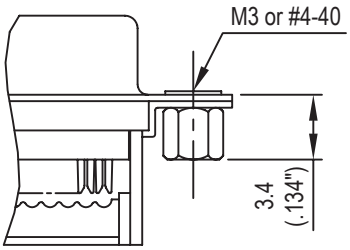

Threaded rear insert
B / D

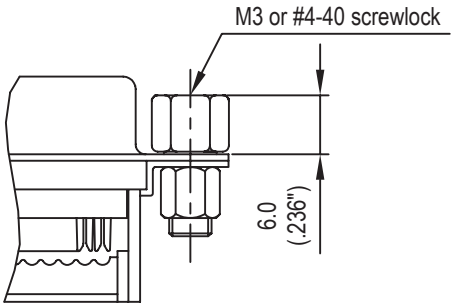

Front female screwlock
A / C

Tool



Support for hand termination tool:
974MC

NOTES

How to order

L ... ... FR C309

RoHS Compliant

flash gold	17D: tinned shell for plug and receptacle
0.4µm (15µ")	117D: tinned shell for plug and receptacle

shell size: E,A,B,C

Flat ribbon cable type

mounting options:
no digit = standard rivet ø 3.05mm
A = front screwlock M3
C = front screwlock 4-40
B = rear insert M3
D = rear insert 4-40

Plating option:
valid only for
0.76µm (30µ")
part number must be written
as follow:
L 17D……C309
or
L 117D……..C309

contact type:
P = pin
S = socket

configuration:
09, 15, 25, 37

type:
A = front metal shell
B = all plastic

: Standard options

For special request, please consult factory

Do not hesitate to contact us for further information

Amphenol

Amphenol IT & Communication Products
Block A3/A4, The 4th Industrial District of
Industrial Headquarters, Dong Keng Road
Gong Ming Town, Shen Zhen China
Fax:+86(0)755 2754 9955

Technical Support
Tel:+86(0)755 2717 7945
Info-dsub@amphenol.com.cn
http://www.dsubconnector.com

The information given in this document are as a guideline only. We reserve the right to modify our products in any way we deem necessary. Any duplication is prohibited, unless approved in writing.