Anamet fittings, IP 67, aluminum

ANAMET ALUMINUM FITTINGS FOR SEALTITE TYPE EF-L

Anaconda aluminum fittings are made for use with type EF-L aluminum conduit. They are very light, easy to install and connect to the conduit and provide very good corrosion resistance.

Material & Construction:

Construction: Aluminum fitting, consisting of 3 parts (counter nut, ferrule and body).
Material: Counter nut, ferrule and body are aluminum. The aluminum used is copper free.
Special approvals: UL-514B (file #E14814) and CSA C 22.2 (file # 065178). Nema; FB1.
Temperature: -55 °C till +300 °C continuous.
Protection class: IP 67 (dust-proof, water-tight).
Colour: Metal shining.

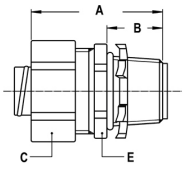

NPT straight fitting, male, aluminum (including aluminum lock nut).

THREAD NPT	EF-L SIZE (INCH)	MIN. INTERNAL BORE (MM)	DIMENSIONS IN MM					STANDARD PACKAGE	ARTICLE NUMBER	WEIGHT (KG/100)
			A	B	C	D	E			
NPT 1/2"	3/8"	10,4	37	15	26	-	24	25	298.012.6	2,4
NPT 1/2"	1/2"	13,7	37	15	29	-	27	25	298.016.6	2,6
NPT 3/4"	3/4"	18,8	38	15	35	-	33	25	298.020.6	3,7
NPT 1"	1"	24,2	44	18	42	-	40	5	298.026.6	5,5
NPT 1.1/4"	1.1/4"	31,6	54	18	56	-	55	5	298.035.6	13,6
NPT 1.1/2"	1.1/2"	36,8	60	18	64	-	61	2	298.040.6	19
NPT 2"	2"	48	64	18	77	-	77	1	298.050.6	27,6

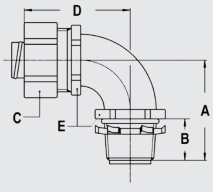

NPT 90° fitting, male, aluminum (including aluminum lock nut).

THREAD NPT	EF-L SIZE (INCH)	MIN. INTERNAL BORE (MM)	DIMENSIONS IN MM					STANDARD PACKAGE	ARTICLE NUMBER	WEIGHT (KG/100)
			A	B	C	D	E			
NPT 1/2"	3/8"	10,4	32	15	26	36	27	25	298.912.6	3,8
NPT 1/2"	1/2"	13,7	32	15	29	36	27	25	298.916.6	3,9
NPT 3/4"	3/4"	18,8	37	15	35	44	34	10	298.920.6	6
NPT 1"	1"	24,2	44	18	42	51	40	5	298.926.6	9,3
NPT 1.1/4"	1.1/4"	31,6	46	18	56	58	-	5	298.935.6	18,7
NPT 1.1/2"	1.1/2"	36,8	62	18	64	81	-	2	298.940.6	30,7
NPT 2"	2"	48	67	18	77	91	-	1	298.950.6	45,2

sales@prom-elec.com / ООО ПРОМЭЛЕКТРОНИКА

Anamet fittings, IP 67, zinc die cast

ANAMET ZINC DIECAST FITTING FOR ANACONDA SEALTITE

The zinc diecast Anamet fittings are especially for the large sizes Anaconda Sealtite (with exception of CNP). This Anamet fitting offers good corrosion protection in combination with a smooth appearance.

Material & Construction:

Construction: Zinc diecast fitting, consisting of 4 parts (counter nut, clamping ring, ferrule and body).
Material: Counter nut and body are zinc diecasted, ferrule is steel plated. Clamping rings are from PA6.

Temperature: -45 °C till +105 °C continuous.
Protection class: IP 67.
Colour: Metal coloured.

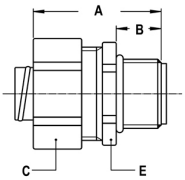

ISO straight fitting, male, zinc diecast

THREAD ISO	SEALTITE SIZE (INCH)	MIN. INTERNAL BORE (MM)	DIMENSIONS IN MM					STANDARD PACKAGE	ARTICLE NUMBER	WEIGHT (KG/100)
			A	B	C	D	E			
M50 x 1,5	1.1/2"	37,5	47	15	59	-	57	2	293.040.0	21,6
M63 x 1,5	2"	48,5	55	19	74	-	73	2	293.050.0	34

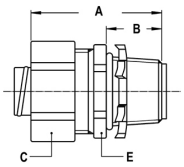

NPT straight fitting, male, zinc diecast

THREAD NPT	SEALTITE SIZE (INCH)	MIN. INTERNAL BORE (MM)	DIMENSIONS IN MM					STANDARD PACKAGE	ARTICLE NUMBER	WEIGHT (KG/100)
			A	B	C	D	E			
NPT 2.1/2"	2.1/2"	61	71	24	90	-	86	1	294.063.0	67,4
NPT 3"	3"	74	75	26	108	-	104	1	294.075.0	96,6
NPT 4"	4"	95	80	28	134	-	128	1	294.099.0	125
NPT 5"	5"	121	82	30	-	-	-	1	294.125.0	-

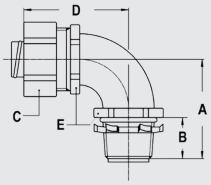

NPT 90° fitting, male, zinc diecast

THREAD NPT	SEALTITE SIZE (INCH)	MIN. INTERNAL BORE (MM)	DIMENSIONS IN MM					STANDARD PACKAGE	ARTICLE NUMBER	WEIGHT (KG/100)
			A	B	C	D	E			
NPT 2.1/2"	2.1/2"	61	86	24	90	104	86	1	294.963.0	117,8
NPT 3"	3"	74	98	26	108	112	104	1	294.975.0	172,8
NPT 4"	4"	95	112	28	134	127	128	1	294.999.0	278,6

Anamet fittings, IP 67, galvanised steel



ANAMET GALVANISED STEEL FITTINGS FOR SEALTITE

The galvanised steel Anamet fittings can be used with all types of Anaconda Sealtite (except CNP) and are particularly used where a wider temperature range is required (for instance with type HCX). Because of the UL & CSA approvals the fittings are also suitable for export projects outside Europe.

Material & Construction:

Construction: Galvanised steel fitting, consisting of 3 parts (counter nut, ferrule and body).
Material: Counter nut, ferrule and body are galvanised steel from size 3" till 1", as from size 1.1/4" the body is made from alleable iron. Inserts are made from PA6 (green for ISO metric, blue for Pg and white for NPT).
Special approvals: UL-514B (file # E 11853) and CSA C22.2 (file # 65178).
Suitable for use in hazardous environments according NEC:

- Article 501.10 (B) (2) Class I, Division 2.
- Article 502.10 (A) (2) and (B) (2). Class II, Division 1 and 2.
- Article 503.10 (A) (3) and (B). Class III, Division 1 and 2.

Temperature: -55 °C till +300 °C continuous.
Protection class: IP 67.
Colour: Metal coloured.

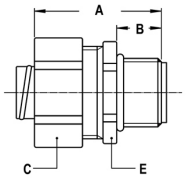

ISO straight fitting, male, galvanised steel

THREAD ISO	SEALTITE SIZE (INCH)	MIN. INTERNAL BORE (MM)	DIMENSIONS IN MM					STANDARD PACKAGE	ARTICLE NUMBER	WEIGHT (KG/100)
			A	B	C	D	E			
M16 x 1,5	3/8"	9,7	37	15	26	-	24	25	295.012.0	6,4
M20 x 1,5	1/2"	13,7	37	15	29	-	27	25	295.016.0	6,8
M25 x 1,5	3/4"	18,8	38	15	35	-	33	25	295.020.0	10
M32 x 1,5	1"	24,2	44	18	42	-	40	10	295.026.0	15

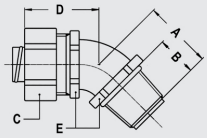

ISO 45° fitting, male, galvanised steel

THREAD ISO	SEALTITE SIZE (INCH)	MIN. INTERNAL BORE (MM)	DIMENSIONS IN MM					STANDARD PACKAGE	ARTICLE NUMBER	WEIGHT (KG/100)
			A	B	C	D	E			
M16 x 1,5	3/8"	9,7	22	15	26	29	27	25	295.412.0	7,8
M20 x 1,5	1/2"	13,7	24	15	29	29	27	25	295.416.0	8,2
M25 x 1,5	3/4"	18,8	27	15	35	32	32	10	295.420.0	16,8
M32 x 1,5	1"	24,2	30	18	42	37	40	5	295.426.0	21,6

ANAMET FITTINGS, IP 67, GALVANISED STEEL

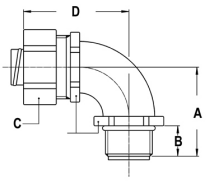

ISO 90° fitting, male, galvanised steel

THREAD ISO	SEALTITE SIZE (INCH)	MIN. INTERNAL BORE (MM)	DIMENSIONS IN MM					STANDARD PACKAGE	ARTICLE NUMBER	WEIGHT (KG/100)
			A	B	C	D	E			
M16 x 1,5	3/8"	9,7	32	15	26	34	27	25	295.912.0	10
M20 x 1,5	1/2"	13,7	33	15	29	38	27	25	295.916.0	10,6
M25 x 1,5	3/4"	18,8	37	15	35	44	34	10	295.920.0	21,4
M32 x 1,5	1"	24,2	44	18	42	51	40	5	295.926.0	25,6

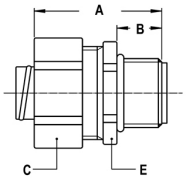

Pg straight fitting, male, galvanised steel

THREAD PG	SEALTITE SIZE (INCH)	MIN. INTERNAL BORE (MM)	DIMENSIONS IN MM					STANDARD PACKAGE	ARTICLE NUMBER	WEIGHT (KG/100)
			A	B	C	D	E			
Pg 11	3/8"	9,7	37	15	26	-	24	25	299.011.0	6,8
Pg 13,5	3/8"	10,4	37	15	26	-	24	25	299.013.0	6,8
Pg 16	1/2"	13,7	38	15	29	-	27	25	299.016.0	7,2
Pg 21	3/4"	18,8	38	15	35	-	33	25	299.020.0	10,8
Pg 29	1"	24,2	44	18	42	-	40	5	299.026.0	15,6
Pg 36	1.1/4"	31,6	54	18	56	-	55	5	299.035.0	38,4
Pg 42	1.1/2"	36,8	62	18	64	-	61	1	299.040.0	56
Pg 48	2"	48	64	18	77	-	77	1	299.050.0	68

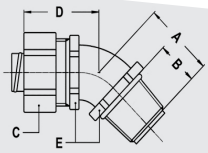

Pg 45° fitting, male, galvanised steel

THREAD PG	SEALTITE SIZE (INCH)	MIN. INTERNAL BORE (MM)	DIMENSIONS IN MM					STANDARD PACKAGE	ARTICLE NUMBER	WEIGHT (KG/100)
			A	B	C	D	E			
Pg 11	3/8"	9,7	22	15	26	29	27	25	299.411.0	8,2
Pg 13,5	3/8"	10,4	22	15	26	29	27	25	299.413.0	8,2
Pg 16	1/2"	13,7	24	15	29	29	27	25	299.416.0	8,2
Pg 21	3/4"	18,8	27	15	35	32	32	10	299.420.0	13,6
Pg 29	1"	24,2	33	18	42	37	-	5	299.426.0	22,4
Pg 36	1.1/4"	31,6	38	18	56	46	-	5	299.435.0	46,4
Pg 42	1.1/2"	36,8	44	18	64	55	-	1	299.440.0	63
Pg 48	2"	48	51	18	77	58	-	1	299.450.0	106

ANAMET FITTINGS, IP 67, GALVANISED STEEL

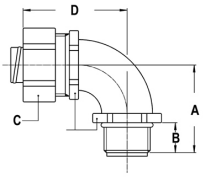

Pg 90° fitting, male, galvanised steel

THREAD PG	SEALTITE SIZE (INCH)	MIN. INTERNAL BORE (MM)	DIMENSIONS IN MM					STANDARD PACKAGE	ARTICLE NUMBER	WEIGHT (KG/100)
			A	B	C	D	E			
Pg 11	3/8"	9,7	32	15	26	36	27	25	299.911.0	10,6
Pg 13,5	3/8"	10,4	32	15	26	36	27	25	299.913.0	10,6
Pg 16	1/2"	13,7	33	15	29	38	27	25	299.916.0	11
Pg 21	3/4"	18,8	37	15	35	44	34	10	299.920.0	17,8
Pg 29	1"	24,2	44	18	42	51	39	5	299.926.0	28,4
Pg 36	1.1/4"	31,6	44	18	56	61	-	5	299.935.0	52
Pg 42	1.1/2"	36,8	62	18	64	81	-	1	299.940.0	72
Pg 48	2"	48	69	18	77	91	-	1	299.950.0	124

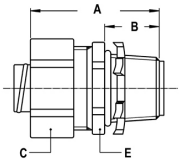

NPT straight fitting, male, galvanised steel (including lock nut)

THREAD NPT	SEALTITE SIZE (INCH)	MIN. INTERNAL BORE (MM)	DIMENSIONS IN MM					STANDARD PACKAGE	ARTICLE NUMBER	WEIGHT (KG/100)
			A	B	C	D	E			
NPT 1/2"	3/8"	10,4	37	15	26	-	24	25	298.012.0	6,8
NPT 1/2"	1/2"	13,7	37	15	29	-	27	25	298.016.0	7,3
NPT 3/4"	3/4"	18,8	38	15	35	-	33	25	298.020.0	10,6
NPT 1"	1"	24,2	44	18	42	-	40	5	298.026.0	15,6
NPT 1.1/4"	1.1/4"	31,6	54	18	56	-	55	5	298.035.0	18,4
NPT 1.1/2"	1.1/2"	36,8	60	18	64	-	61	1	298.040.0	27
NPT 2"	2"	48	64	18	77	-	77	1	298.050.0	78
NPT 2.1/2"	2.1/2"	58,5	86	27	92	-	-	1	298.063.0	154
NPT 3"	3"	72	94	30	108	-	-	1	298.075.0	206
NPT 4"	4"	95	102	32	133	-	-	1	298.099.0	298

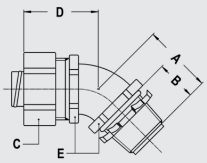

NPT 45° fitting, male, galvanised steel (including lock nut)

THREAD NPT	SEALTITE SIZE (INCH)	MIN. INTERNAL BORE (MM)	DIMENSIONS IN MM					STANDARD PACKAGE	ARTICLE NUMBER	WEIGHT (KG/100)
			A	B	C	D	E			
NPT 1/2"	3/8"	10,4	22	15	26	29	24	25	298.412.0	8,2
NPT 1/2"	1/2"	13,7	24	15	29	29	27	25	298.416.0	8,2
NPT 3/4"	3/4"	18,8	27	15	35	32	32	25	298.420.0	13,6
NPT 1"	1"	24,2	30	18	42	37	-	5	298.426.0	22,4
NPT 1.1/4"	1.1/4"	31,6	38	18	56	46	-	5	298.435.0	46,4
NPT 1.1/2"	1.1/2"	36,8	44	18	64	55	-	1	298.440.0	73
NPT 2"	2"	48	51	18	77	58	-	1	298.450.0	106
NPT 2.1/2"	2.1/2"	58,5	91	27	92	91	-	1	298.463.0	346
NPT 3"	3"	72	110	30	108	110	-	1	298.475.0	450
NPT 4"	4"	95	118	32	133	118	-	1	298.499.0	820

ANAMET FITTINGS, IP 67, GALVANISED STEEL

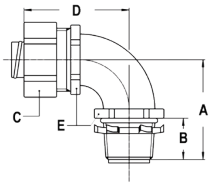

NPT 90° fitting, male, galvanised steel (including lock nut)

THREAD NPT	SEALTITE SIZE (INCH)	MIN. INTERNAL BORE (MM)	DIMENSIONS IN MM					STANDARD PACKAGE	ARTICLE NUMBER	WEIGHT (KG/100)
			A	B	C	D	E			
NPT 1/2"	3/8"	10,4	32	15	26	36	27	25	298.912.0	10,6
NPT 1/2"	1/2"	13,7	32	15	29	36	27	25	298.916.0	11
NPT 3/4"	3/4"	18,8	37	15	35	44	34	10	298.920.0	17,2
NPT 1"	1"	24,2	44	18	42	51	40	5	298.926.0	26,4
NPT 1.1/4"	1.1/4"	31,6	46	18	56	58	-	5	298.935.0	52,8
NPT 1.1/2"	1.1/2"	36,8	62	18	64	81	-	1	298.940.0	87
NPT 2"	2"	48	67	18	77	91	-	1	298.950.0	128
NPT 2.1/2"	2.1/2"	58,5	183	27	92	215	-	1	298.963.0	382
NPT 3"	3"	72	220	30	108	258	-	1	298.975.0	500
NPT 4"	4"	95	287	32	133	327	-	1	298.999.0	980

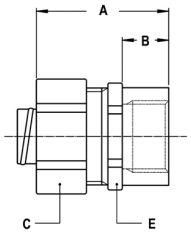

NPT straight fitting, female, galvanised steel

THREAD NPT	SEALTITE SIZE (INCH)	MIN. INTERNAL BORE (MM)	DIMENSIONS IN MM					STANDARD PACKAGE	ARTICLE NUMBER	WEIGHT (KG/100)
			A	B	C	D	E			
NPT 1/2"	3/8"	10,4	33	11	26	-	24	25	298.612.0	5,9
NPT 1/2"	1/2"	13,7	34	11	29	-	27	25	298.616.0	6,4
NPT 3/4"	3/4"	18,8	36	12	35	-	33	25	298.620.0	9,6
NPT 1"	1"	24,2	42	15	42	-	40	5	298.626.0	14

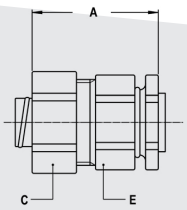

STN straight boxconnector fitting, galvanised steel

FOR HOLE MIN - MAX	SEALTITE SIZE (INCH)	MIN. INTERNAL BORE (MM)	DIMENSIONS IN MM					STANDARD PACKAGE	ARTICLE NUMBER	WEIGHT (KG/100)
			A	B	C	D	E			
22 - 25	3/8"	10,4	37	-	26	-	26	25	298.212.0	8,2
22 - 25	1/2"	13,7	37	-	29	-	27	25	298.216.0	9,1
28 - 31	3/4"	18,8	40	-	35	-	34	25	298.220.0	13,8
34 - 37	1"	23,8	45	-	42	-	40	5	298.226.0	18,8
43 - 47	1.1/4"	31,6	67	-	56	-	57	5	298.235.0	56,8
49 - 53	1.1/2"	36,8	67	-	64	-	68	1	298.240.0	84
61 - 66	2"	48	59	-	77	-	-	1	298.250.0	128

ANAMET FITTINGS, IP 67, GALVANISED STEEL

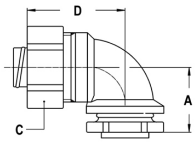

90° STN boxconnector fitting, galvanised steel

FOR HOLE MIN - MAX	SEALTITE SIZE (INCH)	MIN. INTERNAL BORE (MM)	DIMENSIONS IN MM					STANDARD PACKAGE	ARTICLE NUMBER	WEIGHT (KG/100)
			A	B	C	D	E			
22 - 25	3/8"	10,4	-	-	26	-	-	25	298.812.0	9,6
22 - 25	1/2"	13,7	-	-	29	-	-	25	298.816.0	13,8
28 - 31	3/4"	18,8	-	-	35	-	-	10	298.820.0	16,4
34 - 37	1"	23,8	-	-	42	-	-	5	298.826.0	36,4

Grounding ferrule, galvanised steel

THREAD	SEALTITE SIZE (INCH)	MIN. INTERNAL BORE (MM)	DIMENSIONS IN MM					STANDARD PACKAGE	ARTICLE NUMBER	WEIGHT (KG/100)
			A	B	C	D	E			
-	3/8"	10,4	-	-	-	-	-	50	297.212.0	1,3
-	1/2"	13,7	-	-	-	-	-	25	297.216.0	1,3
-	3/4"	18,8	-	-	-	-	-	25	297.220.0	1,4
-	1"	24,2	-	-	-	-	-	25	297.226.0	1,8
-	1.1/4"	31,6	-	-	-	-	-	5	297.235.0	2
-	1.1/2"	36,8	-	-	-	-	-	5	297.240.0	2,4
-	2"	48	-	-	-	-	-	5	297.250.0	2,8
-	2.1/2"	58,5	-	-	-	-	-	5	297.263.0	6,4
-	3"	72	-	-	-	-	-	5	297.275.0	7,2
-	4"	95	-	-	-	-	-	1	297.299.0	7,6

NPT lock nut, galvanised steel, with "tiger grip"

THREAD	SEALTITE SIZE (INCH)	MIN. INTERNAL BORE (MM)	DIMENSIONS IN MM					STANDARD PACKAGE	ARTICLE NUMBER	WEIGHT (KG/100)
			A	B	C	D	E			
NPT 1/2"	-	-	-	-	-	-	-	100	297.416.0	0,5
NPT 3/4"	-	-	-	-	-	-	-	100	297.420.0	0,8
NPT 1"	-	-	-	-	-	-	-	50	297.426.0	1,3
NPT 1.1/4"	-	-	-	-	-	-	-	50	297.435.0	1,8
NPT 1.1/2"	-	-	-	-	-	-	-	50	297.440.0	2,2
NPT 2"	-	-	-	-	-	-	-	25	297.450.0	2,8
NPT 2.1/2"	-	-	-	-	-	-	-	1	297.463.0	3,5
NPT 3"	-	-	-	-	-	-	-	1	297.475.0	5,6
NPT 4"	-	-	-	-	-	-	-	1	297.499.0	9,8