TECHNICAL

aM CYLINDRICAL FUSES
t-I CHARACTERISTICS

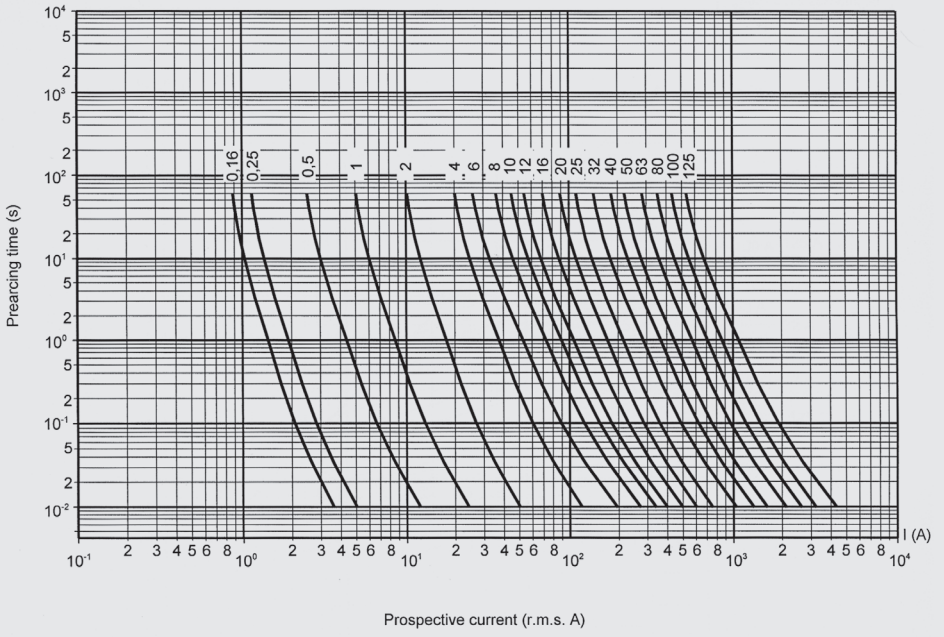

TECHNICAL

aM CYLINDRICAL FUSES
CUT-OFF CHARACTERISTICS

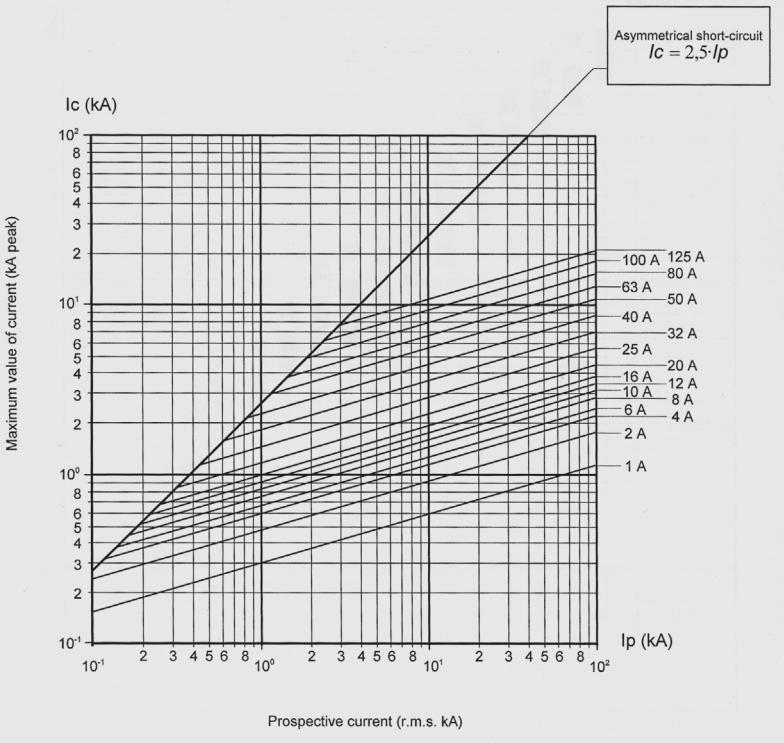

sales@prom-elec.com / ООО ПРОМЭЛЕКТРОНИКА

TECHNICAL

aM CYLINDRICAL FUSES
I²t CHARACTERISTICS

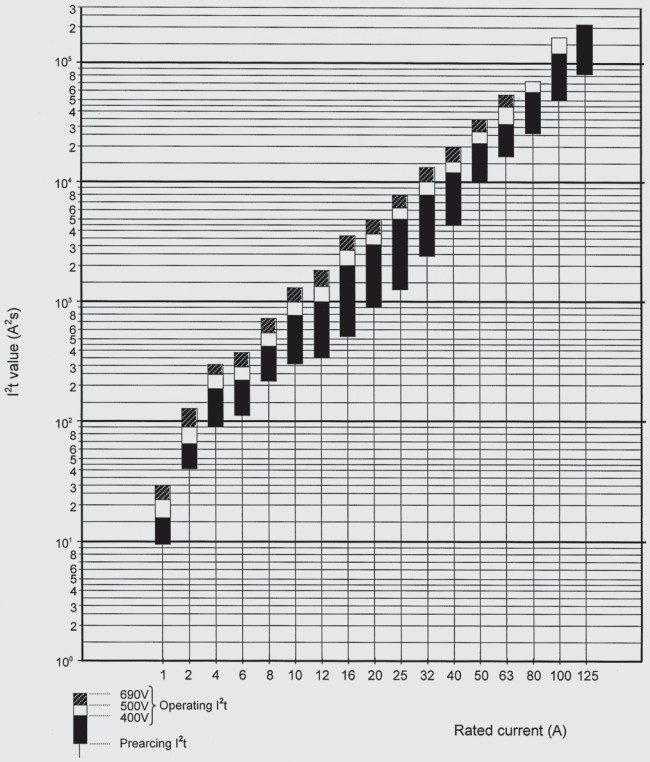

TECHNICAL

aM CYLINDRICAL FUSES
POWER DISSIPATION

I_n (A)	SIZE 8,5x32 (VW)	10x38 (VW)	14x51 (VW)	22x58 (VW)
0,16	–	0,24	–	–
0,25	–	0,36	0,41	–
0,5	–	0,49	0,69	–
1	0,10	0,10	0,14	–
2	0,16	0,18	0,24	0,29
4	0,25	0,31	0,45	0,48
6	0,35	0,32	0,42	0,47
8	0,40	0,52	0,70	0,73
10	0,65	0,55	0,53	0,74
12	–	0,63	0,88	0,83
16	–	0,92	1,16	1,21
20	–	0,96	1,23	1,29
25	–	1,40	1,46	1,53
32	–	–	2,04	2,13
40	–	–	2,60	3,40
45	–	–	2,85	–
50	–	–	2,90	3,48
63	–	–	–	4,46
80	–	–	–	5,86
100	–	–	–	6,61
125	–	–	–	8,42

CYLINDRICAL FUSES

df Electric

aM CYLINDRICAL FUSES

Cylindrical fuse links aM class are intended for short circuit protection in motors, transformer and other load with high inrush currents. Excellent protection of switchgear (contactor, thermal switch) due to the good current limiting capability and low I^2t values. These fuse links must be associated to an overload device protection as a thermal switch. Made of ceramic tube with high withstand to internal pressure and thermal shock, that allow a high breaking capacity in a reduced physical space. The melting elements are silver plated in order to avoid the aging and thus keep unalterable the electric characteristics. Contacts caps are made of silver plated copper. Available versions with fusing indicator or with striker for use in fuse holders with microswitch.

www.df-sa.es/cylindrical/fuses/aM/

	I_n (A)	REFERENCE WITHOUT INDICATOR	REFERENCE WITH INDICATOR	U (V)	BREAKING CAPACITY (kA)	REFERENCE WITH STRIKER	U (V)	BREAKING CAPACITY (kA)	PACKING Uni./BOX
8x32	1	**411101**	**411201**	400	20	–	–	–	10/100
	2	**411102**	**411202**	400	20	–	–	–	10/100
	4	**411104**	**411204**	400	20	–	–	–	10/100
	6	**411106**	**411206**	400	20	–	–	–	10/100
	8	**411108**	–	400	20	–	–	–	10/100
	10	**411110**	**411210**	400	20	–	–	–	10/100

411106

10x38	0,16	**440031**	–	500	120	–	–	–	10/100
	0,25	**440033**	–	500	120	–	–	–	10/100
	0,5	**440000**	–	500	120	–	–	–	10/100
	1	**440001**	**440101**	500	120	–	–	–	10/100
	2	**440002**	**440102**	500	120	–	–	–	10/100
	4	**440004**	**440104**	500	120	–	–	–	10/100
	6	**440006**	**440106**	500	120	–	–	–	10/100
	8	**440008**	**440108**	500	120	–	–	–	10/100
	10	**440010**	**440110**	500	120	–	–	–	10/100
	12	**440012**	**440112**	500	120	–	–	–	10/100
	16	**440016**	**440116**	500	120	–	–	–	10/100
	20*	**440020**	**440120**	400	120	–	–	–	10/100
	25*	**440025**	**440125**	400	120	–	–	–	10/100

* OVERRATING FUSES

440006

14x51	0,25	**441031**	–	690	80	–	–	–	10/50
	0,5	**441000**	–	690	80	–	–	–	10/50
	1	**441001**	**441101**	690	80	**441201**	500	120	10/50
	2	**441002**	**441102**	690	80	**441202**	500	120	10/50
	4	**441004**	**441104**	690	80	**441204**	500	120	10/50
	6	**441006**	**441106**	690	80	**441206**	500	120	10/50
	8	**441008**	**441108**	690	80	**441208**	500	120	10/50
	10	**441010**	**441110**	690	80	**441210**	500	120	10/50
	12	**441012**	**441112**	690	80	**441212**	500	120	10/50
	16	**441016**	**441116**	690	80	**441216**	500	120	10/50
	20	**441020**	**441120**	690	80	**441220**	500	120	10/50
	25	**441025**	**441125**	690	80	**441225**	500	120	10/50
	32	**441032**	**441132**	500	120	**441232**	500	120	10/50
	40	**441040**	**441140**	500	120	**441240**	500	120	10/50
	45	**441045**	**441145**	500	120	**441245**	500	120	10/50
	50*	**441050**	**441150**	400	120	**441250**	400	120	10/50

* OVERRATING FUSES

STANDARDS
IEC 60269-1
IEC 60269-2
EN 60269-1
EN 60269-2

APPROVALS
Cd-Pb FREE
RoHS compliant

TECHNICAL t-I AND CUT-OFF CHARACTERISTICS PAGE 14

TECHNICAL I^2t CHARACTERISTICS AND POWER DISSIPATION PAGE 15

COMPATIBLE PMF MODULAR FUSE HOLDERS PAGE 06

COMPATIBLE PMX MODULAR FUSE HOLDERS PAGE 07

COMPATIBLE PMC & PMCC FUSE HOLDERS PAGE 09

COMPATIBLE SC SCREW FIXING & BAC OPEN FUSE HOLDERS PAGE 10

COMPATIBLE PMP PANEL MOUNTING & PMB SOCKET FUSE HOLDERS PAGE 11

CYLINDRICAL FUSES

aM CYLINDRICAL FUSES

22x58

In (A)	REFERENCE WITHOUT INDICATOR	REFERENCE WITH INDICATOR	U (V)	BREAKING CAPACITY (kA)	REFERENCE WITH STRIKER	U (V)	BREAKING CAPACITY (kA)	PACKING Uni./BOX
2	**442002**	**442102**	690	80	**442202**	690	80	10/50
4	**442004**	**442104**	690	80	**442204**	690	80	10/50
6	**442006**	**442106**	690	80	**442206**	690	80	10/50
8	**442008**	**442108**	690	80	**442208**	690	80	10/50
10	**442010**	**442110**	690	80	**442210**	690	80	10/50
12	**442012**	**442112**	690	80	**442212**	690	80	10/50
16	**442016**	**442116**	690	80	**442216**	690	80	10/50
20	**442020**	**442120**	690	80	**442220**	690	80	10/50
25	**442025**	**442125**	690	80	**442225**	690	80	10/50
32	**442032**	**442132**	690	80	**442232**	690	80	10/50
40	**442040**	**442140**	690	80	**442240**	690	80	10/50
50	**442050**	**442150**	690	80	**442250**	690	80	10/50
63	**442063**	**442163**	690	80	**442263**	690	80	10/50
80	**442080**	**442180**	500	120	**442280**	500	120	10/50
100	**442000**	**442100**	500	120	**442200**	500	120	10/50
125*	**442015**	**442115**	400	120	**442215**	400	120	10/50

* OVERRATING FUSES

gG aM NEUTRAL LINKS

8x32
10x38
14x51
22x58

SIZE	REFERENCE	PACKING Uni./BOX
8x31	**430000**	10/100
10x38	**431000**	10/100
14x51	**432000**	10/50
22x58	**433000**	10/50

431000

TECHNICAL

aM CYLINDRICAL FUSES DIMENSIONS

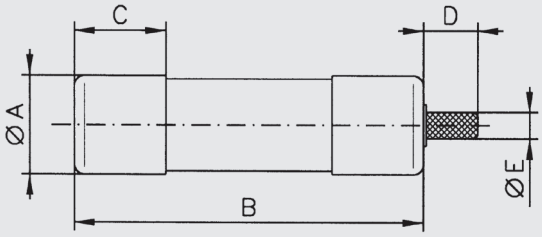

SIZE	A	B	C	D	E
8,5x31,5	8,5	31,5	6,3	–	–
10,3x38	10,3	38	8,5	–	–
14,3x51	14,3	51	11,5	8	4
22,2x58	22,2	58	15,5	8	4