V3S

Snap-action

Plastic housed

V3S

Characteristics	■ sealed (IP67) ■ flying leads ■ robust construction
Rating	250 VAC, 5 A
Dimensions (mm)	32 × 24 × 10
Actuator	■ plunger ■ plain levers ■ roller levers
Approvals	UL, CSA, ENEC

Preferred Range

Ordering Reference	Actuating Force (N)	(ozf)	Sealing	Operating pos. (mm)	(in)	Terminal	Circuit	Actuator	Contacts	Electrical rating
V3SUL	3,9	14,00	IP67	14,5	0,57	Pre-wired	CO	Plunger	Ag	Up to 250 VAC, 5 A
V3SYRUL	3,9	14,00	IP67	20,4	0,80	Pre-wired	CO	Roller lever - short	Ag	Up to 250 VAC, 5 A
V3SYR1UL	2,3	8,26	IP67	22,0	0,86	Pre-wired	CO	Roller lever - long	Ag	Up to 250 VAC, 5 A
V3SY1UL	1,7	7,50	IP67	14,9	0,55	Pre-wired	CO	Plain lever	Ag	Up to 250 VAC, 5 A

sales@prom-elec.com / ООО ПРОМЭЛЕКТРОНИКА

Specifications

Housing	Glass fibre reinforced nylon
Plunger	Acetal (lever types), stainless steel (plunger types)
Mechanism	Snap-action, single pole
Functions	Change-over
Cowl	Silicone rubber
Contacts	Silver
Terminals °C	Pre-wired
Temperature range	–40°C to +85°C
Mechanical life	10^6 cycles minimum, impact-free actuation
Protection	IP67 (enclosure)
Mounting	Side mounting
Actuators	Plain lever - stainless steel, Roller levers - stainless steel, nylon roller

Circuit diagram

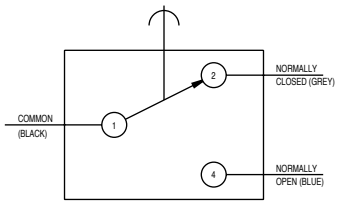

Dimensions

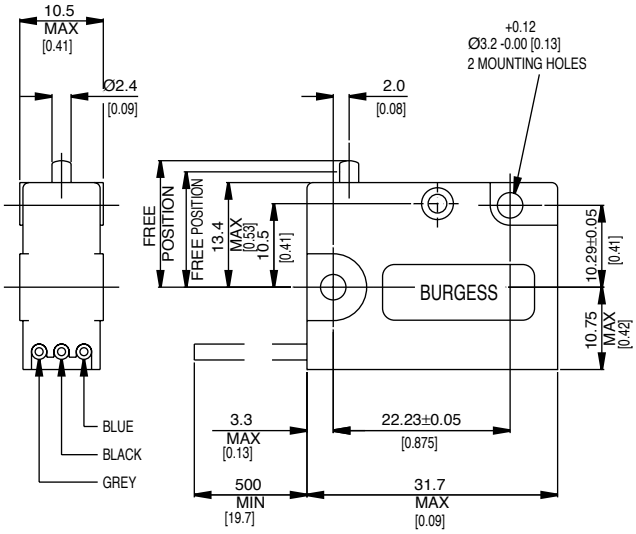

Recommended maximum electrical ratings

Voltage (max)	Load (A)	Approval
125 VAC	5 (0.75 pf)	UL 1054/CSA 22.2 No. 55 - 6,000 operations (85° C)
250 VAC	5 (0.75 pf)	UL 1054/CSA 22.2 No. 55 - 6,000 operations (85° C)
250 VAC	5	EN61058-1, T85, 10,000 operations
0 - 15 VDC	6	General rating - 50,000 operations (85° C)
15 - 30 VDC	3	General rating - 50,000 operations (85° C)

Operating Characteristics

Actuator	Reference	Actuating Force Maximum (N)	(ozf)	Release Force Minimum (N)	(ozf)	Free Position Maximum (mm)	(in)	Operating Position (mm)	(in)	Movement Differential Maximum (mm)	(in)
Plunger 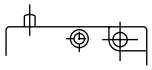	V3SUL	3,90	14,0	1,10	4,00	15,9	0,63	14,5 ± 0.5	0,57 ± 0.02	0,4	0,016
Plain lever 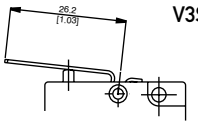	V3SY1UL	3,90	14,0	1,10	4,00	22,1	0,87	20,4 ± 0.64	0,8 ± 0.025	0,4	0,016
Roller lever - short 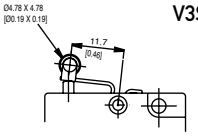	V3SYRUL	2,30	8,3	0,40	1,44	24,8	0,98	22,0 ± 1.2	0,86 ± 0.047	1,00	0,040
Roller lever - long 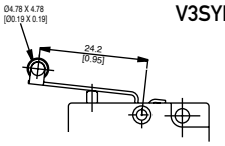	V3SYR1UL	1,65	7,5	0,42	1,50	18,1	0,71	14,9 ± 01.0	0,55 ± 0.039	1,00	0,040

Over travel: Plunger can be depressed flush with housing. The housing should not be used as an end stop.

Type coding key for standard products

Example: V3S C2 Y1 GP UL

Basic type	V3S	
Circuit		No symbol, change-over
	C2	Normally closed
	C4	Normally open
Actuators		No symbol, without lever or actuator
	Y1	Plain lever 26.2 mm
	YR	Roller lever 11.7 mm
	YR1	Roller lever 24.2 mm
Contact Material		No symbol, Ag
	GP	Gold plate on silver (GP)
Terminals		No symbol, fitted with standard 500 mm cables
Approvals		No symbol, without approval
	UL	UL and CSA approval
Special Features	/□□□□	Saia-Burgess specialise in customer specific solutions. Additional product variants are available or can be provided. If your requirements cannot be satisfied from the options listed, please contact www.saia-burgess.com or your local SB outlet.