# Standard vitalis Buccaneer

The vitalis **Buccaneer series** is engineered for a world where performance meets responsible material use. Its outer casing contains up to **86% bio-based plastics**, offering a more sustainable choice without compromising strength, reliability, or durability in harsh environments.

- Standard vitalis Buccaneer products contain up to 86% bio-based content by weight (mass-balanced approach)
- Bio-based plastics enable Product Carbon Footprint (PCF) reductions
- IP68 rating tested at 1.054kg/sq cm (15lb/sq in) 10m depth for 2 weeks and 9.84kg/sq cm (140lb/sq in) 100m depth for 12 hours (when mated)
- EN 60068-2-52 Test Kb Salt Mist (Cyclic) Marine Severity Level 1
- 2, 3, 4, 6, 7, 9, 12 and 25 Contact
- 12A, 277V AC/DC 2 Contact screw terminal, 3 Contact screw terminal and crimp contacts
- 10A, 277V AC/DC 4 Contact screw terminal
- 5A, 277V AC/DC 6 and 7 Contact screw terminal
- 5A, 150V AC/DC 9 Contact crimp contacts
- 5A, 50V AC/DC 12 Contact crimp and solder contacts
- 1A, 50V AC/DC 25 Contact crimp and solder contacts
- Plug or socket contact connection in each body style
- Compact design
- Diameter over coupling ring 38mm
- Sealing caps available to maintain IP68 rating of unmated connectors
- 7 body styles - flex cable, Inline cable, panel mount (front), panel mount (rear), PCB mount, bulkhead and flange mount
- Leading earth contact for 3 Contact version
- Positive locating keyways - cannot be mis-connected
- Easy assembly - no special tools required on screw terminal versions
- Cable range from 3.5mm - 9mm
- VDE and cULus approvals



sales@prom-elec.com / ООО ПРОМЭЛЕКТРОНИКА

## Flex Cable Connector

PXV0731/S

- Average PCF reduction of 8.6 kg $CO_2e$ per 100 units
- Mates with Inline or Panel/Flange Mounting Versions
- Screw Locking Ring
- Plug or Socket Versions
- Contacts 2, 3, 4, 6, 7, 9, 12, 25
- Standard Cable Acceptance (2 to 9 Contact) 6-8mm, 3.5-9mm with alternative glands - See page 28

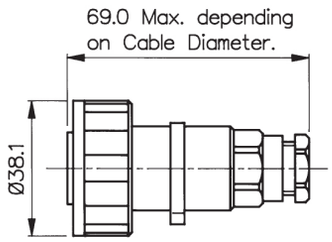


| Contacts | Termination | Plug Contacts | Socket Contacts | Contacts |
|---|---|---|---|---|
| 2 | Screw | PXV0736/P | PXV0736/S | Supplied Fitted |
| 3 | Screw | PXV0731/P | PXV0731/S | Supplied Fitted |
| 3 | Crimp | PXV0776/P | PXV0776/S | Supplied Loose |
| 4 | Screw | PXV0748/P | PXV0748/S | Supplied Fitted |
| 6 | Screw | PXV0739/P | PXV0739/S | Supplied Fitted |
| 7 | Screw | PXV0745/P | PXV0745/S | Supplied Fitted |
| 9 | Crimp | PXV0728/P | PXV0728/S | Supplied Loose |
| 12 | Crimp/Solder | PXV0794/P | PXV0794/S | Order Separately (SA3348/SA3347) |
| 25 | Crimp/Solder | PXV0820/P | PXV0820/S | Order Separately (SA3180/SA3179) |

## Inline Cable Connector

PXV0737/S

- Average PCF reduction of 4.9 kg $CO_2e$ per 100 units
- Mates with Flex Cable Connector
- Plug or Socket Versions
- Contacts 2, 3, 4, 6, 7, 9, 12, 25
- Standard Cable Acceptance (2 to 9 Contact) 6-8mm, 3.5-9mm with alternative glands - See page 28

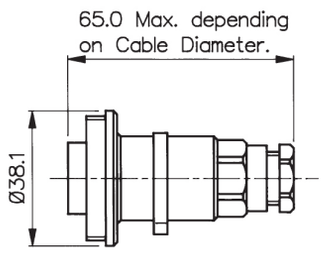


| Contacts | Termination | Plug Contacts | Socket Contacts | Contacts |
|---|---|---|---|---|
| 2 | Screw | PXV0737/P | PXV0737/S | Supplied Fitted |
| 3 | Screw | PXV0732/P | PXV0732/S | Supplied Fitted |
| 3 | Crimp | PXV0778/P | PXV0778/S | Supplied Loose |
| 4 | Screw | PXV0749/P | PXV0749/S | Supplied Fitted |
| 6 | Screw | PXV0740/P | PXV0740/S | Supplied Fitted |
| 7 | Screw | PXV0746/P | PXV0746/S | Supplied Fitted |
| 9 | Crimp | PXV0729/P | PXV0729/S | Supplied Loose |
| 12 | Crimp/Solder | PXV0795/P | PXV0795/S | Order Separately (SA3348/SA3347) |
| 25 | Crimp/Solder | PXV0821/P | PXV0821/S | Order Separately (SA3180/SA3179) |

## Front Panel Mounting Connector

PXV0735/S

- Average PCF reduction of 4.4 kg $CO_2$e per 100 units
- Mates with Flex Cable Connector
- Single Hole Fixing
- Plug or Socket Versions
- Contacts 2, 3, 4, 6, 7, 9, 12, 25

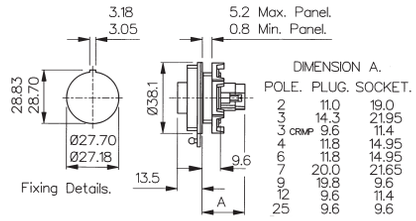


| Contacts | Termination | Plug Contacts | Socket Contacts | Contacts |
|---|---|---|---|---|
| 2 | Screw | PXV0735/P | PXV0735/S | Supplied Fitted |
| 3 | Screw | PXV0730/P | PXV0730/S | Supplied Fitted |
| 3 | Crimp | PXV0779/P | PXV0779/S | Supplied Loose |
| 4 | Screw | PXV0747/P | PXV0747/S | Supplied Fitted |
| 6 | Screw | PXV0738/P | PXV0738/S | Supplied Fitted |
| 7 | Screw | PXV0744/P | PXV0744/S | Supplied Fitted |
| 9 | Crimp | PXV0727/P | PXV0727/S | Supplied Loose |
| 12 | Crimp/Solder | PXV0796/P | PXV0796/S | Order Separately (SA3348/SA3347) |
| 25 | Crimp/Solder | PXV0822/P | PXV0822/S | Order Separately (SA3180/SA3179) |

## Rear Panel Mounting Connector

PXV0709/S/02

- Average PCF reduction of 8.9 kg $CO_2$e per 100 units
- Mates with Flex Cable Connector
- Single Hole Fixing
- Plug or Socket Versions
- Contacts 2, 3, 4, 6, 7, 9, 12 or 25

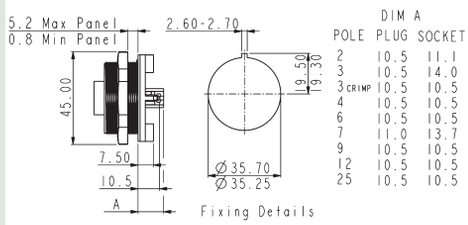


| Contacts | Termination | Plug Contacts | Socket Contacts | Contacts |
|---|---|---|---|---|
| 2 | Screw | PXV0709/P/02 | PXV0709/S/02 | Supplied Fitted |
| 3 | Screw | PXV0709/P/03 | PXV0709/S/03 | Supplied Fitted |
| 3 | Crimp | PXV0708/P/03 | PXV0708/S/03 | Supplied Loose |
| 4 | Screw | PXV0709/P/04 | PXV0709/S/04 | Supplied Fitted |
| 6 | Screw | PXV0709/P/06 | PXV0709/S/06 | Supplied Fitted |
| 7 | Screw | PXV0709/P/07 | PXV0709/S/07 | Supplied Fitted |
| 9 | Crimp | PXV0708/P/09 | PXV0708/S/09 | Supplied Loose |
| 12 | Crimp/Solder | PXV0708/P/12 | PXV0708/S/12 | Order Separately (SA3348/SA3347) |
| 25 | Crimp/Solder | PXV0708/P/25 | PXV0708/S/25 | Order Separately (SA3180/SA3179) |

## Rear PCB Mounting Connector

PXV0707/S/09

- Average PCF reduction of 8.9 kg $CO_2$e per 100 units
- Mates with Flex Cable connector
- No. Contacts: 3, 4, 6, 9, 12 or 25
- Plug or socket versions
- Pre-loaded Gold Plated contacts

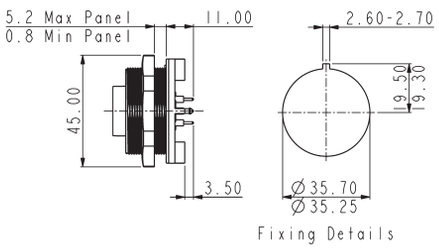


| Contacts | Termination | Plug Contacts | Socket Contacts | Contacts |
|---|---|---|---|---|
| 3 | PCB | PXV0707/P/03 | PXV0707/S/03 | Supplied Fitted |
| 4 | PCB | PXV0707/P/04 | PXV0707/S/04 | Supplied Fitted |
| 6 | PCB | PXV0707/P/06 | PXV0707/S/06 | Supplied Fitted |
| 9 | PCB | PXV0707/P/09 | PXV0707/S/09 | Supplied Fitted |
| 12 | PCB | PXV0707/P/12 | PXV0707/S/12 | Supplied Fitted |
| 25 | PCB | PXV0707/P/25 | PXV0707/S/25 | Supplied Fitted |

## Bulkhead Flange Mounting Connector

PXV0757/S

- Average PCF reduction of 5.9 kg $CO_2$e per 100 units
- Mates with Flex Cable Connector
- Plug or Socket Versions
- Contacts 2, 3, 4, 6, 7, 9, 12, 25
- Supplied with sealing gasket and screw sealing grommets

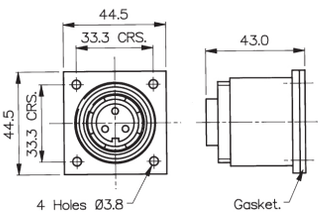


| Contacts | Termination | Plug Contacts | Socket Contacts | Contacts |
|---|---|---|---|---|
| 2 | Screw | PXV0757/P | PXV0757/S | Supplied Fitted |
| 3 | Screw | PXV0756/P | PXV0756/S | Supplied Fitted |
| 3 | Crimp | PXV0787/P | PXV0787/S | Supplied Loose |
| 4 | Screw | PXV0761/P | PXV0761/S | Supplied Fitted |
| 6 | Screw | PXV0758/P | PXV0758/S | Supplied Fitted |
| 7 | Screw | PXV0760/P | PXV0760/S | Supplied Fitted |
| 9 | Crimp | PXV0762/P | PXV0762/S | Supplied Loose |
| 12 | Crimp/Solder | PXV0798/P | PXV0798/S | Order Separately (SA3348/SA3347) |
| 25 | Crimp/Solder | PXV0823/P | PXV0823/S | Order Separately (SA3180/SA3179) |

## Low Profile Flange Mounting Connector

PXV0764/S

- Average PCF reduction of 2.6 kg $CO_2$e per 100 units
- Screw Flange Fixing
- Plug or Socket Versions
- Contacts 2, 3, 4, 6, 7, 9, 12, 25
- Mates with Flex Cable Connector
- Supplied with sealing gasket and screw sealing grommets

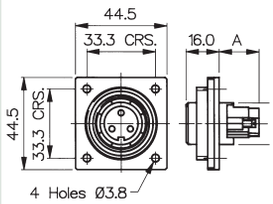


DIMENSION A.

| POLE. | PLUG. | SOCKET. |
|---|---|---|
| 2 | 11.0 | 19.0 |
| 3 | 14.3 | 21.95 |
| 3 CRMP | 9.6 | 11.4 |
| 4 | 11.8 | 14.95 |
| 6 | 11.8 | 14.95 |
| 7 | 20.0 | 21.65 |
| 9 | 19.8 | 9.6 |
| 12 | 9.6 | 11.4 |
| 25 | 9.6 | 9.6 |

| Contacts | Termination | Plug Contacts | Socket Contacts | Contacts |
|---|---|---|---|---|
| 2 | Screw | PXV0764/P | PXV0764/S | Supplied Fitted |
| 3 | Screw | PXV0765/P | PXV0765/S | Supplied Fitted |
| 3 | Crimp | PXV0781/P | PXV0781/S | Supplied Loose |
| 4 | Screw | PXV0766/P | PXV0766/S | Supplied Fitted |
| 6 | Screw | PXV0767/P | PXV0767/S | Supplied Fitted |
| 7 | Screw | PXV0768/P | PXV0768/S | Supplied Fitted |
| 9 | Crimp | PXV0769/P | PXV0769/S | Supplied Loose |
| 12 | Crimp/Solder | PXV0797/P | PXV0797/S | Order Separately (SA3348/SA3347) |
| 25 | Crimp/Solder | PXV0824/P | PXV0824/S | Order Separately (SA3180/SA3179) |

## Contacts for 12 and 25 Contact Inserts

12 and 25 way contacts

- Crimp or Solder Plugs and Sockets
- Gold Plated
- Current ratings:
  12 way: 5A, 50V
  25 way: 1A, 50V

### Contacts - Solder & Crimp for 12 and 25 Contact

| Contacts (for 12 Contact) (Supplied in packs of 10) | Solder | Crimp |
|---|---|---|
| Plugs | SA3348/1 | SA3348 |
| Sockets | SA3347/1 | SA3347 |
| **Contacts (for 25 Contact) (Supplied in packs of 10)** | **Solder** | **Crimp** |
| Plugs | SA3180/1 | SA3180 |
| Sockets | SA3179/1 | SA3179 |

## Assembly Tools

14025 and 13027

- Crimp Tools for 3, 9,12 and 25 Contact crimp contacts
- Insertion/Extraction Tool for 3, 12, & 25 Contacts

### Tools

| | |
|---|---|
| Crimp Tool (25 Contact) | PNo. 14025/1AMP |
| Crimp Tool (12 Contact) | PNo. 14025 |
| Positioner (12 Contact) | PNo. 14025/5AMP |
| Crimp Tool (9 Contact) | PNo. 13826 |
| Crimp Tool (3 Contact) | PNo. 14232 |
| 3 Contact positioner | PNo. 14232/1 |
| Insertion/Extraction Tool (25 Contact) | PNo. 13027 |
| Insertion/Extraction Tool (12 Contact) | PNo. 13027/1 |
| Insertion/Extraction Tool (3 Contact) | PNo. 13027/3 |

## Cable Glands

12023/1, 12023/2 & SA3253

- Pack of alternative cable glands to suit cables from 3.5 to 9mm dia.

### Cable Acceptance - Alternatives

| Gland Diameter | Gland Part No. | Gland Colour | Additional Suffix |
|---|---|---|---|
| 6-8mm | 12023 | Black | Standard for 2-12 Contact |
| 3.5-5mm | SA3426 | Grey | Suffix /04† |
| 5-7mm | 12023/1 | White | Suffix /05 |
| 7-9mm | 12023/2 | Yellow | Suffix /07* |
| Gland Pack | SA3253 | Pack of 3 glands to suit cables 3.5-5mm, 5-7mm & 7-9mm dia† | |

*Note: 7-9mm gland standard for 25 way, no suffix required.
†Includes additional black gland cage for 3.5-5mm dia. cable range.
To order connector with alternative cable gland add suffix to part no. e.g. PXV0731/P/07 = PXV0731 3 Plug connector with cable gland to suit 7-9mm dia. cable.

### Cable Acceptance - Standard as supplied

| No. Contacts | Cable Diameter or Type |
|---|---|
| 2-12 Contact | 6-8mm |
| 25 Contact | 7-9mm |

## Sealing Cap and Assembling Tool

PXV0734 & PXV0733

- Average PCF reduction of 1.5 kg $CO_2$e per 100 units
- Maintains IP68 Rating of Unmated Connectors
- Can be used to remove Inserts
- PXV0734 for Flex Cable Connector
- PXV0733 for Inline, Front Panel, Bulkhead and Flange mount connectors
- PXV0711 for PCB and Rear Panel Mount connectors

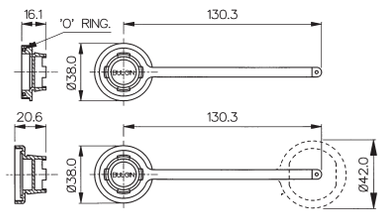


## Rear of Panel Back Shell

PXV0799

- PCF reduction of 8.9 kg $CO_2$e per 100 units
- Provides environmental seal to rear of panel
- Standard cable acceptance 6-8mm, 3.5 to 9mm with alternative glands
- For use on front panel mounting connectors
- Replaces mounting nut in panel connector

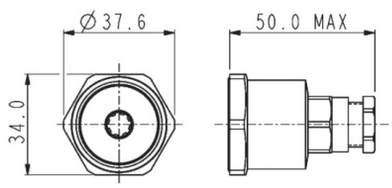


## PVC Insulation Boot

12855

- Shock protection for rear of connector
- Flammability Rating UL94V-0
- Fits Front Panel Mount Versions only

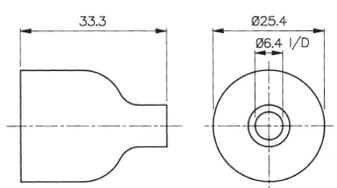


## Cable Support Accessory

12237/R

- PCF reduction of 3.3 kg $CO_2$e per 100 units
- Gives extra support to the cable
- Suitable for 5-7mm and 7-9mm Cable Diameters

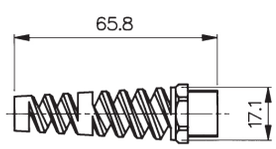

# Part No System

| PXV0XXX | X | XX |
|---|---|---|
| **Body Styles** | **Contacts Type** | **Cable Acceptance or PCB/Rear Panel Mounting** |
| PXV0707 | P = Plug | Flex Cable and Inline Connectors cable acceptance use: |
| PXV0708 | S = Socket | Blank = 6-8mm (Black) standard for 2-12 Contact |
| PXV0709 | | |
| PXV0727 | | 04 = 3.5-5mm (Grey) |
| PXV0728 | | 05 = 5-7mm (White) |
| PXV0729 | | 07 = 7-9mm (Yellow) |
| PXV0730 | | (standard for 25 way, no suffix required) |
| PXV0731 | | |
| PXV0732 | | PCB (PX0707) and Rear Panel Mount connectors |
| PXV0735 | | (PX0708 and PX0709) use: |
| PXV0736 | | 02 = 2 Contact |
| PXV0737 | | 03 = 3 Contact |
| PXV0738 | | 04 = 4 Contact |
| PXV0739 | | 06 = 6 Contact |
| PXV0740 | | 07 = 7 Contact |
| PXV0744 | | 09 = 9 Contact |
| PXV0745 | | 12 = 12 Contact |
| PXV0746 | | 25 = 25 Contact |
| PXV0747 | | Front Panel, Bulkhead and Flange Mount - not required |
| PXV0748 | | |
| PXV0749 | | |
| PXV0756 | | |
| PXV0757 | | |
| PXV0758 | | |
| PXV0760 | | |
| PXV0761 | | |
| PXV0762 | | |
| PXV0764 | | |
| PXV0765 | | |
| PXV0766 | | |
| PXV0767 | | |
| PXV0768 | | |
| PXV0769 | | |
| PXV0776 | | |
| PXV0778 | | |
| PXV0779 | | |
| PXV0781 | | |
| PXV0787 | | |
| PXV0794 | | |
| PXV0795 | | |
| PXV0796 | | |
| PXV0797 | | |
| PXV0798 | | |

**Examples:**

PXV0707/P/06= PCB Panel connector, Plug contacts, 6 Contact
PXV0731/S = Flex Cable connector, socket contacts, 3 Contact
PXV0732/P/07 = Inline Cable connector, Plug contacts, 3 Contact, 7-9mm cable acceptance

# Part No System

| PXV0XXX | X | XX |
|---|---|---|
| **Body Styles .. continued** | **Contacts Type** | **Cable Acceptance or PCB/Rear Panel Mounting** |
| PXV0820 | | |
| PXV0821 | | |
| PXV0822 | | |
| PXV0823 | | |
| PXV0824 | | |

## PCB Layouts

Sockets
Contact Nos viewed from rear of panel

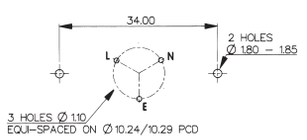


PXV0707/S/03

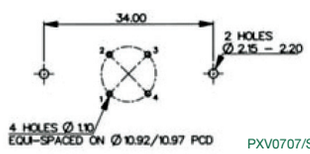


PXV0707/S/04

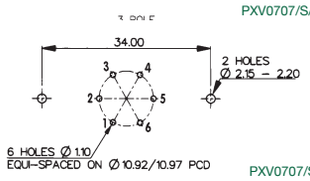


PXV0707/S/09

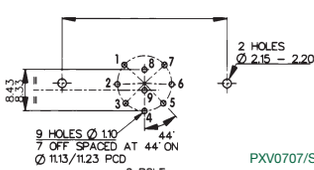


PXV0707/S/06

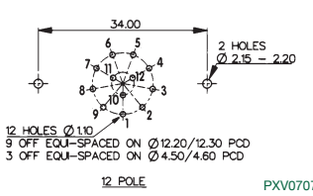


PXV0707/S/12

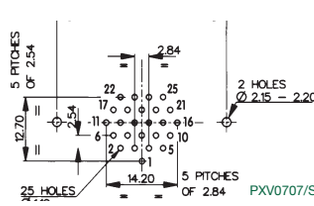


PXV0707/S/25

Plugs
Contact Nos viewed from rear of panel

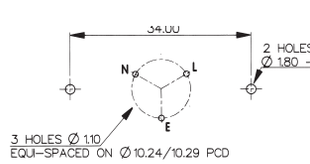


PXV0707/P/03

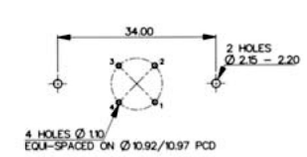


PXV0707/P/04

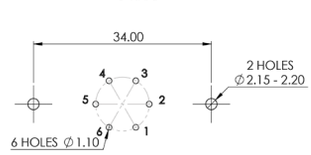


PXV0707/P/06

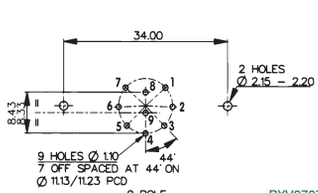


PXV0707/P/09

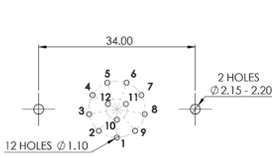


PXV0707/P/12

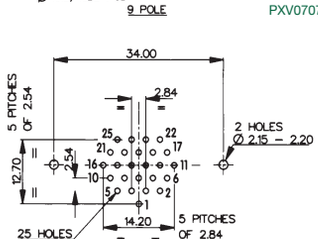


PXV0707/P/25

# Specifications

## Electrical:

| | | | | | | |
|---|---|---|---|---|---|---|
| No. Contacts: | 2, 3 | 4 | 6, 7 | 9 | 12 | 25 |
| Current Rating: | | | | | | |
| VDE | 12A | 10A | 5A | 5A | 5A | 1A |
| UL | 12A | 10A | 5A | 5A | 5A | 1A |
| Voltage Rating (AC/DC): | 277V | 277V | 277V | 150V | 50V | 50V |

Contact Resistance: <10mΩ (2-9 Contact)
<5mΩ (12 Contact)
<5mΩ (25 Contact)

Insulation Resistance: $>10^4$MΩ @ 500V DC (2-9 Contact)

AC Breakdown voltage: 4kV Contact - Contact (2-9 Contact)
6kV Contacts - Panel (Low Profile Flange and Panel Types – 2-9 Contact)
7.5kV Contacts - Panel (Other Types – 2-9 Contact)

Operating Temp. Range: –20°C to +70°C

Approvals:

| | |
|---|---|
| UL (Underwriters Laboratories) | E93288 and E337507 |
| VDE (Verband der Elektrotechnik) | 40023148 |

## Material:

| | |
|---|---|
| Body Mouldings: | Glass Filled Polyamide UL94HB |
| Inserts (2-25 Contact): | Polyamide UL94V-0 |
| PXV0707 | Polyamide UL94V-0 |
| PXV0708 | Polyamide UL94V-0 |
| PXV0709 | Polyamide UL94V-0 |

Contacts:

| | |
|---|---|
| Screw Terminal: | Brass, Nickel Plated |
| Crimp (9 Contact): | Copper Alloy, Tin Plated |
| Crimp/Solder (12+25 Contact): | Copper Alloy, Gold Plated (0.1µm on Nickel) |

RoHS Compliant

## Mechanical:

Sealing: IP69K, Tested in accordance with BS ISO 20653:2023

IP68, EN 60529:1992+A2:2013 Tested @ 1.054kg/sq.cm. (15lb/sq.in.) 10m depth for 2 weeks.
EN 60529:1992 +A2:2013 Tested @ 9.84kg/sq.cm. (140lb/sq.in.) 100m depth for 12 hours.

Salt Mist: EN 60068-2-52 Test Kb Salt Mist (Cyclic) Marine Severity Level 1

Cable Acceptance:

| | |
|---|---|
| 2-12 Contact - standard gland: | 6-8mm dia |
| 2-12 Contact - alternative glands: | 3.5-9mm dia |
| 25 Contact - standard gland: | 7-9mm dia |
| 25 Contact - alternative glands: | 3.5-7mm dia |

Contact Accommodation:

| | |
|---|---|
| 2 and 3 Contact screw terminals: | 2.5-4mm² (12-14AWG) |
| 3 Contact crimp: | 1-1.5mm² (16-17AWG) |
| 4, 6 and 7 Contact: | 1-1.5mm² (16-17AWG) |
| 9 Contact: | 0.14-0.25mm² (24-26AWG) |
| 12 Contact: | 0.25-0.34mm² (22-24AWG) |
| 25 Contact: | 0.14-0.25mm² (24-26AWG) |

Terminations:

| | |
|---|---|
| 2-7 Contact: | Screw Terminals |
| 3 Contact: | Screw Terminals & Crimp Contacts |
| 9 Contact: | Crimp Contacts |
| 12 Contact: | Crimp & Solder Contacts |
| 25 Contact: | Crimp & Solder Contacts |

Tightening Torques:

| | |
|---|---|
| Flex Mounting/Inline: | Gland Nut: 1.13Nm (10lbf.in.) |
| Panel Mounting: | Rear Fixing Nut: 1.7Nm (15lbf.in.)<br>Front Fixing Nut: 1.4Nm (12.4lbf.in.) |
| Bulkhead and Low Profile Flange Mounting: | 4 x M3 Countersunk Head Fixing Screws (using washers supplied) 0.34Nm (3lbf.in.) |
| Sealings Caps/Locking Ring: | 1.13Nm (10lbf.in.) |
| Rear thread, Front Panel Connector: | M27 x 1.0-6H |
| Thread, Rear Panel Connector: | M35 x 1.0-6H |

# Sealed Cable Joiner

Cable Joiner

PXV0777

- Average PCF reduction of 7.8 kg $CO_2$e per 100 units
- IP68 & IP69K Rating for Sealed Inline Connections
- Standard Cable Acceptance 6-8mm
- Cable Range 3.5-9mm (using alternative glands)
- Supplied with 3, 4, 6 or 8-way terminal block

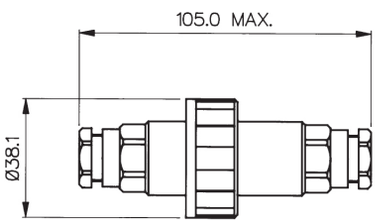


| Specifications | PXV0777 | PXV0777/4POLE, 6POLE, 8POLE |
|---|---|---|
| Rating: | 16A, 250V AC | 10A, 250V AC |
| Wire Termination: | 3 way Terminal Block | 4, 6, 8 way Terminal Block |
| Conductor Accommodation: | 2.5mm² max (14AWG) | 1.5mm² max (16AWG) |
| Cable Acceptance: | 6-8mm dia<br>alternative glands available<br>on request | 6-8mm dia<br>alternative glands available<br>on request |
| Material: | Glass Filled Polyamide UL94-V0 | Glass Filled Polyamide UL94-V0 |
| Sealing: | IP68 to BS EN 60529 : 1992<br>1.054kg/sq.cm. (15lbs/sq.in.)<br>10m depth for 2 weeks | IP68 to BS EN 60529 : 1992<br>1.054kg/sq.cm. (15lbs/sq.in.)<br>10m depth for 2 weeks |
| | IP69K to DIN 40050-9 | IP69K to BS ISO 20653:2023 |
| Salt Mist | EN 60068-2-52 Test Kb Salt Mist (Cyclic)<br>Marine Severity Level 1 | EN 60068-2-52 Test Kb Salt Mist (Cyclic)<br>Marine Severity Level 1 |
| Operating Temp. Range: | –20°C to +70°C | –20°C to +70°C |
| Colour: | Black | Black |
| RoHS | Compliant | Compliant |

**POLE Configurations**

**Examples**

**PXV0777** – 3 Contact 6-8mm Black.
**PXV0777/04** – 3 Contact 3.5-5.0mm Black.

**PXV0777/4POLE** – 4 Contact 6-8mm Black.
**PXV0777/6POLE/04** – 6 Contact 3.5-5.0mm Black.

| PXV0777 | XPOLE | XX |
|---|---|---|
| Part No | Blank = 3 Contact | Blank = 6-8mm |
| | 4POLE = 4 Contact | 04 = 3.5-5mm |
| | 6POLE = 6 Contact | 05 = 5-7mm |
| | 8POLE = 8 Contact | 07 = 7-9mm |

# PXV0777 WIRING AND ASSEMBLY INSTRUCTIONS

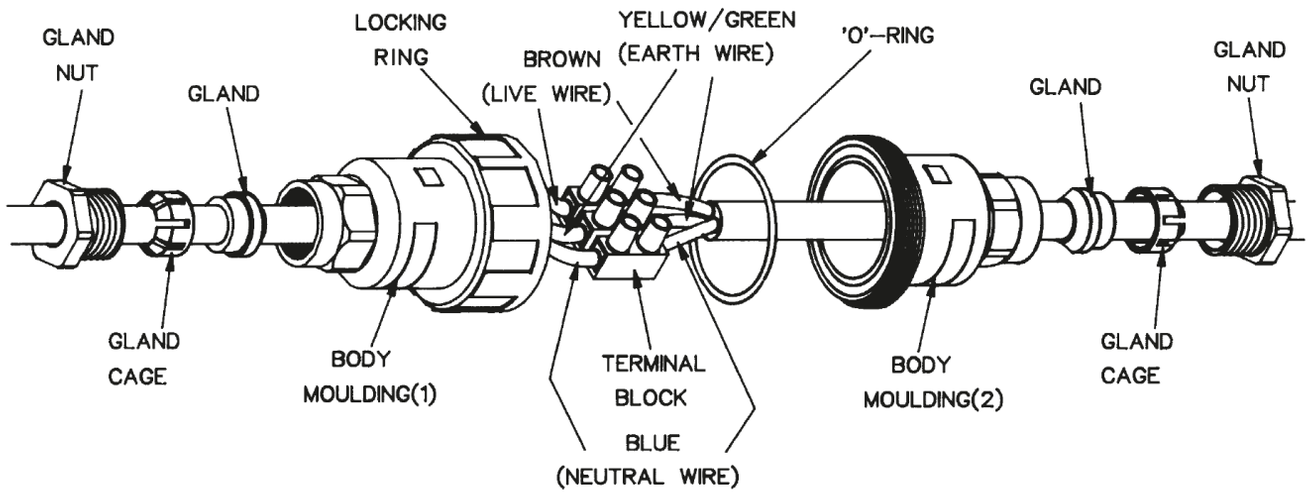


1. Strip wires to dimensions shown.

2. Assemble components parts onto cable as shown, then connect wires to terminal block.

   ENSURE WIRES CONNECTED INTO ONE SIDE OF TERMINAL BLOCK MATCH WIRES CONNECTED INTO THE OTHER SIDE.

   i.e. Brown to Brown (Live)
   Blue to Blue (Neutral)
   Green/Yellow to Green/Yellow (Earth)

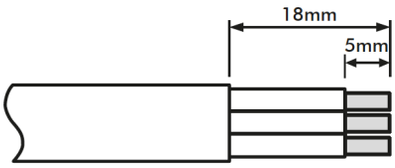


Wire stripping details

3. Bring the two body mouldings together ensuring the 'O' ring is correctly located in groove then lock together with locking ring, ensure ring is fully tightened.

   Put gland cage over gland and push fully home into its appropriate body then fully tighten gland nuts.

4. To ensure a good seal, all surfaces must be completely free of dust, grease or any other contamination.

THIS CABLE CONNECTOR IS SUITABLE FOR USE WITH LOADS NOTEXCEEDING 16 AMPS USING 1.5mm² CABLE

ALWAYS USE WITH SUPPLY PROTECTED BY AN RCD (RESIDUAL CURRENT DEVICE), IF IN DOUBT CONSULT A QUALIFIED ELECTRICIAN.

**DANGER**

DISCONNECT MAINS SUPPLY BEFORE DISMANTLING CONNECTOR