Enclosures & thermal management systems certifications

Range	Assemblies alone					Equipped assemblie system
	Empty assemblies for low-voltage switchgear	Standards for industrial equipment and UL classification	Marine environment classification or approval for protection and resistance to vibrations	Enclosures installed in a potentially explosive atmosphere	Outdoor Heavy Duty enclosures	Low-voltage switchgear and controlgear assemblies
	Standard/Directive					
	IEC 62208	UL508A and CAN CSA C22-2 no. 14	Rules of certifying bodies	European directive no. 2014/34/UE EN60079-0 / EN60079-7 EN60079-3 / EN60529	IEC 61439-5 ISO 12944-6 IEC 61969-3	IEC61439-1&2
Spacial						
SBM	●	●	● ●			
S3D	● ● (6)	●	● ● ●			
CRN	● (6)	●	●			
CRNG	● (6)	●	●			
S3DEX		●		●		
S3HF		●				
S3HD	● (6)	●			●	
S3CM		●				
SM	● ● (6)	●	●			
SF	● ● (6)	●	● ●			●
SFHD	● ● (6)	●			●	●
SFP/PH	● (6)					●
SFM						●
S3X	●	●	●			
S3XEX		●		●		
SMX	●	●	● (3)			
SFX	● (3)	●	● (3)			
Thalassa						
TBS/TBP	●	● (1)				
PLS	●	●				
PLM	● ● (6)	●	●			
PLA	● ● (6)	●	●			
PLAT	● ● (6)					
PLAZ	● ● (6)					
PLAZT	● ● (6)					
PLD	●					
PHD	● (6)	●			● (2)	
ClimaSys (4)						
CV		●				
CU		●				
CE		●				
CR		● (5)				
CC		●				

(1) Only TBP. / (2) ISO 12944-6 only applies to the Spacial enclosures. / (3) Only for 1 door versions. / (4) EAC compliant.
(5) The insulated & aluminium resistance heaters of 12-24 V DC & 270-420 V AC are not certified. / (6) Compliance with Dekra.

For other certifications & declarations of conformity, please consult us.

Official certification body									
Bureau Veritas	LCIE (Bureau Veritas)	Bureau Veritas Marine Division	TÜV Rheinland Group	Underwriters Laboratories	Laboratorio Oficial J.M. Madariaga	DNV-GL	Lloyd´s Register	Dekra	Asefa
PB500048	PB500049	PB500048	PB500050	PB500051	PB500052	DB301220	PB500055	DB301180	DB300966
●	●	●	●	●	●	●	●	●	●

Schneider Electric Industries SAS

35, rue Joseph Monier
CS 30323
92506 Rueil Malmaison Cedex
France

RCS Nanterre 954 503 439
Capital social 896 313 776 €
www.schneider-electric.com

05-2018
UE18MK06EN

© 2018 - Schneider Electric - All rights reserved.
All trademarks are owned by Schneider Electric Industries SAS or its affiliated companies.

This document has been printed on recycled paper.

sales@prom-elec.com / ООО ПРОМЭЛЕКТРОНИКА

Spacial - Thalassa - ClimaSys

Universal Enclosures
Quick Selection Guide 2018

schneider-electric.com

Life Is On | Schneider Electric

Choose your enclosure

		Universal Enclosures ranges	Outdoor Heavy Duty	Electrical distribution	EMC	ATEX	Seismic
Spacial	Boxes... ...and HMI From 85 x 85 mm To 400 x 800 mm	**SBM** Industrial boxes **SDB** Junction **boxes** **S3CM, SD, SDF, SDX** Control desks **SF, SMX** PC racks					
Spacial	Wall-mounting enclosures From 300 x 200 mm To 1400 x 1000 mm	**S3D** Wall-mounting enclosures					
Spacial	Wall-mounting enclosures From 300 x 200 mm To 1400 x 1000 mm	**VDM** 19" enclosures **S3D** 19" enclosures	**S3HD** Wall-mounting Heavy Duty enclosures	**S3DB, S3DBFL** (with FL21 cut-out), **S3DM**	**S3HF** Electromagnetic compatibility	**S3DEX** Explosive atmospheres	**S3D6G** Wall-mounting seismic enclosure*
Spacial	Floor-standing enclosures From 1200 x 800 mm To 2200 x 1600 mm	**SM** Floor-standing compact enclosures					
Spacial	Floor-standing enclosures From 1200 x 600 mm To 2200 x 1200 mm	**SF** Floor-standing suitable enclosures Electronic application Automobile application **SFM** Motor control centers*	**SFHD** Floor-standing Heavy Duty enclosures	**SF, SFP** Electrical distribution*	**SFHF** Electromagnetic compatibility		**SF 6G, SFP 5G** Seismic application*
Spacial	Wall-mounting enclosures From 300 x 200 mm To 1200 x 1000 mm	**S3X** Wall-mounting enclosures				**S3XEX** Explosive atmospheres	
Spacial	Floor-standing enclosures From 1400 x 1000 mm To 2000 x 1600 mm	**SFX** Floor-standing suitable **SMX** Floor-standing monobloc					
Thalassa	Boxes From 74 x 74 mm To 540 x 720 mm	**TBS** ABS industrial boxes **TBP** Polycarbonate industrial boxes **PLS** Insulating modular boxes					
Thalassa	Wall-mounting enclosures From 310 x 215 mm To 1056 x 852 mm	**PLM** Wall-mounting polyester enclosures					
Thalassa	Floor-standing enclosures From 500 x 500 mm To 1500 x 1250 mm	**PLA** Floor-standing enclosures **PLD** Floor-standing DIN enclosures	**PHD** Floor-standing Heavy Duty enclosures				

* For more information, see Universal Enclosures general catalogue.

Select the right accessory

Thermal management system

ClimaSys CV
Ventilation systems

ClimaSys CE
Air-air exchangers

ClimaSys CE
Air-water exchangers

ClimaSys CU
Cooling units

ClimaSys DT
Dataloggers

ClimaSys CR
PTC resistance
heaters

ClimaSys CRS
Ultra thin resistance heaters

ClimaSys CC
Thrermal control

Mounting accessories

Mounting plates

Chassis

Rails

Uprights


Brackets


Plates

Nuts

Modular distribution

Panels

Covers


Bar supports

Chassis

Cable management

Plugs

Cable entries

Membranes


Plates

Quick entries

Cable ducts

Transversal accessories

LED lamps

Document pockets

Earth braids

Door switches

Door retainers

Enclosures spare parts

Cable gland plate

Doors

Door accessories

Fixing hardware

Roof accessories

Software and tools

Web Product Selectors

Digital Rules

ProClima

EffiClima

Spacial.conf

How to define an enclosures solution?

Invariables

Switchgear and Controlgear are the cornerstone of all electrical system. Industry, infrastructure, building, energy, transport, every segment.
The correct enclosure and thermal management selection is crucial to guaranty the targeted performance.
Safeguards of equipment installed inside and consequently, service continuity.

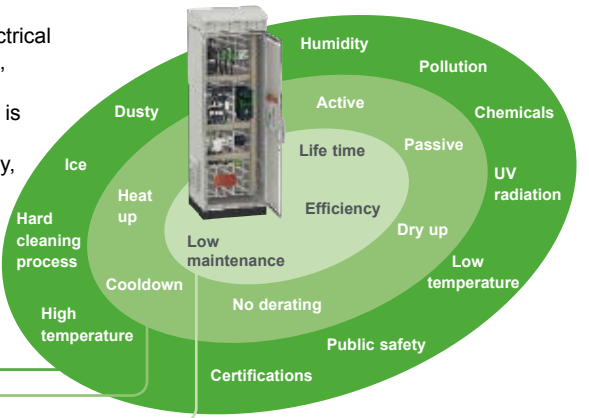

The correct selection of an enclosure and thermal solution

Many influences must be considered when defining an enclosure system. They may be grouped in three groups:
- Protection (Equipment and people)
- Thermal management
- Solution profitability

Protection

Enclosures protect the inside installed equipment against the external environment and protect people against accidental contact with internal electrical equipment.

Protection against environment
Under this concept must be considered
Rain / Snow / Ice / Humidity / Pollution / Chemicals / UV Radiation / Low temperatures / High temperatures / Cleaning process / Dusty / Salty / Sand storm / Wind / Chemicals / Fauna / Flora / Vandalism / Burglary / …

Protect people against electrical accidents
Under this concept must be considered
Public areas / Private area not segregated / Segregated private area / Vandalism / Burglary

The environment and the enclosure

The table below is only indicative and not binding. It shows, in a general concept, the optimized performance of the Universal Enclosures ranges according to the environment conditions taking into account technical and commercial criteria:
- ■■■ Very recommended
- ■ Recommended
- - Not recommended

Environment	Enclosure material						
	Steel	Steel Heavy Duty	Stainless-steel 304L	Stainless-steel 316L	Stainless-steel Paint	Polyester	Polyester Heavy Duty
Indoor clean environment (1)	■■■	■	■	■	■	■	■
Hard cleaning process (2)	-	-	■■■	■■■	-	-	-
Outdoor (no public access)	-	■■■	■	■	■	■■■	■■■
Outdoor (public access)	-	■	■	■	■	■	■■■
Harsh chemicals	-	■	■■■	■■■	■■■	■■■	■■■
Solar radiation	-	■■■	-	■ (4)	■ (4)	■■■	■■■
Sand storm	-	-	■■■	■■■	-	■	■
Temperature > 40ºC (3)	■■■	■■■	■■■	■■■	■■■	■■■	■■■
Temperature < 5ºC (3)	■■■	■■■	■■■	■■■	■■■	■■■	■■■
Salty environment	-	-	-	■■■	■■■	■■■	■■■
Sea water splashes	-	-	-	■■■	■■■	■■■	■■■
Humidity > 70% (3)	-	■■■	■■■	■■■	■■■	■■■	■■■
Impact	■■■	■■■	■■■	■■■	■■■	■■■	■■■
Vandalism	-	■■■	■	■	■	■	■■■
Burglary	-	■■■	■	■	■	■	■■■
Strong pollution	•	■■■	■■■	■■■	■■■	■■■	■■■
Vibration (Marine application)	■■■	-	■■■	■■■	■■■	■■■	-
Seismic	■■■	-	-	-	-	-	-
Electro Magnetic Interference	■■■	-	-	-	-	-	-

(1) Not considering F&B process
(2) e.g. F&B process
(3) Always using ClimaSys solutions
(4) Marine solar plants

Thermal management

Thermal management system must guaranty the temperature and humidity controlled inside the enclosure.
The correct solution must be based on a robust process starting on the environment diagnostic, going to the parameters calculations and defining the best architecture (Enclosures + Equipment installed + Thermal solution).
ClimaSys is the definitive solution based on ClimaSys DT / EffiClima / ProClima

Industry and Infrastructure Offer
A material for every environment

Steel

> Steel

Robust solution for industrial environment

The industrial environment in mechanical plants is especially demanding as regards the protection of electric and electronic components against dust, splashing with oil and impacts. This environment therefore requires a range that is suited to the applications and easy to implement.

- **Universal range**, for industry.
- **Functional enclosure**, for the electrical distribution.
- **Motor Control Centres** - fix MCC
- **Heavy Duty range**, for outdoor applications in private locations.
- **Seismic and nuclear enclosure.**
- **E.M.C. range**, against electromagnetic disturbances (treated with Aluzinc).
- **Range of ATEX enclosures**, for potentially explosive atmospheres.
- **Human-machine interface enclosures range.**
- **Customised solutions**, for specific applications.

> Solution:

The Spacial range in steel (industrial boxes, wall-mounting, monobloc and suitable floor-standing enclosures).

Stainless-steel

> 304L - 316L stainless-steel

Demanding industrial environment

Food and beverage, pharmaceutical, petrochemical and infrastructure industries are particularly demanding in terms of hygiene and resistance to corrosion. With two grades of stainless-steel:

- **304L stainless-steel:** resistance to corrosion and cleanability (often used in food production environments).
- **316L stainless-steel, also known as "marine stainless-steel":** Very high resistance to corrosion (saline or chlorinated environment).
- **Range of ATEX enclosures**, for potentially explosive atmospheres.

> Solution:

The Spacial range in stainless-steel (wall-mounting, monobloc and suitable floor-standing enclosures).

Insulating materials

> Insulating polyester and plastic materials (ABS, polycarbonate)

Severe infrastructures and industrial environments

Outdoor infrastructures and electrical installations are exposed to direct sunlight, rain, saline mist, extreme temperatures, oil splashes, chemical and corrosive agents, and are in contact with the public.

- **Universal range**, for industry and infrastructures.
- **Heavy Duty range**, for harsh outdoor applications in public areas.

> Solution:

The Thalassa range (boxes, wall-mounting and floor-standing enclosures).

Steel industrial boxes

Spacial SDB

	External dimensions (mm)			Metallic junction boxes IP55 - IK07 - RAL 7035		Plain mounting plate
				Models without knock-outs	Models with knock-outs	
	H	W	D	References	References	
Low cover	85	85	49	**NSYDBN88**	**NSYDB88M**	-
	105	105	49	**NSYDBN1010**	**NSYDB1010M**	-
	155	105	61	**NSYDBN1510**	**NSYDB1510M**	**NSYPMD1510**
	206	156	83	**NSYDBN2015**	**NSYDB2015M**	**NSYPMD2015**
	256	206	93	**NSYDBN2520**	-	**NSYPMD2520**
	307	257	116	**NSYDBN3025**	-	**NSYPMD3025**

Spacial SBM

External dimensions (mm)			Steel industrial boxes RAL 7035			Extension box(1)
H	W	D	Spacial SBM - Flat box IP66 - IK10	Spacial SBMC - FL21 entry box IP66 - IK10	Spacial SBMB - BUS box IP55 - IK08	
150	150	80	**NSYSBM15158**	-	-	-
150	150	120	**NSYSBM151512**	-	-	-
150	200	80	**NSYSBM15208**	-	-	-
150	200	120	**NSYSBM152012**	-	-	-
150	300	80	**NSYSBM15308**	-	-	-
150	300	120	**NSYSBM153012**	**NSYSBMC153012**	-	-
150	400	80	**NSYSBM15408**	-	-	-
150	400	120	**NSYSBM154012**	**NSYSBMC154012**	-	-
200	200	80	**NSYSBM20208**	-	-	**NSYAES228SB**
200	200	120	**NSYSBM202012**	-	-	**NSYAES228SB**
200	300	80	**NSYSBM20308**	-	-	**NSYAES238SB**
200	300	120	**NSYSBM203012**	**NSYSBMC203012**	**NSYSBMB203012**	**NSYAES238SB**
200	400	80	**NSYSBM20408**	-	-	**NSYAES248SB**
200	400	120	**NSYSBM204012**	**NSYSBMC204012**	**NSYSBMB204012**	**NSYAES248SB**
200	500	80	**NSYSBM20508**	-	-	**NSYAES258SB**
200	500	120	**NSYSBM205012**	-	-	**NSYAES258SB**
200	600	80	**NSYSBM20608**	-	-	**NSYAES268SB**
200	600	120	**NSYSBM206012**	**NSYSBMC206012**	**NSYSBMB206012**	**NSYAES268SB**
200	800	120	**NSYSBM208012**	**NSYSBMC208012**	**NSYSBMB208012**	-
300	300	120	**NSYSBM303012**	**NSYSBMC303012**	-	**NSYAES338SB**
300	400	120	**NSYSBM304012**	**NSYSBMC304012**	-	**NSYAES348SB**
300	500	120	**NSYSBM305012**	-	-	**NSYAES358SB**
300	600	120	**NSYSBM306012**	**NSYSBMC306012**	-	**NSYAES368SB**
300	800	120	**NSYSBM308012**	**NSYSBMC308012**	-	-
400	400	120	**NSYSBM404012**	**NSYSBMC404012**	-	-
400	500	120	**NSYSBM405012**	-	-	-
400	600	120	**NSYSBM406012**	**NSYSBMC406012**	-	-
400	800	120	**NSYSBM408012**	**NSYSBMC408012**	-	-

(1) Not compatible with Bus box.

Human-Machine Interface

Spacial S3CM

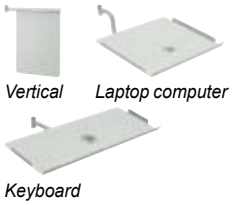

Suspension system available in the catalogue

Dimensions			Spacial S3CM Control enclosure IP54 - IK10 - RAL 7035
H	W	D	
300	300	200	**NSYS3CM303020**
300	400	200	**NSYS3CM304020**
400	400	200	**NSYS3CM404020**
400	600	250	**NSYS3CM406025***
500	500	250	**NSYS3CM505025**
600	600	200	**NSYS3CM606020***
600	800	300	**NSYS3CM608030**
800	600	300	**NSYS3CM806030***

* Enclosure equipped with a cable-gland plate.

Dimensions			Spacial S3CM Box-keyboard IP54 - IK10 - RAL 7040	Spacial S3CM Support RAL 7035	
H	W	D			
250	600	116	**NSYCMT2560110**	-	-
315	230	-	-	Vertical	**NSYCMSPP**
-	350	310	-	Laptop computer	**NSYCMBPC**
-	500	200	-	Keyboard	**NSYCMBPT**

Spacial SD, SDF, SDX

Control desk dimensions (mm)			Spacial SD Compact control desk IP55 - IK10 - RAL 7035 Sheet steel				Spacial SDX Compact control desk IP55 - IK10 Stainless-steel sheet		Spacial SDF Control desk with console IP55 - IK10 - RAL 7035 Sheet steel	
H	W	D	With fixed rear panel		With removable rear panel		With removable rear panel		With rear door	
			1 door	2 doors	1 door	2 doors	1 door	2 doors	1 door	2 doors
1000	600	469	**NSYSD6**	-	-	-	-	-	-	-
1000	600	500	-	-	-	-	**NSYSDX6**	-	-	-
1000	800	469	**NSYSD8**	-	-	-	-	-	-	-
1000	800	500	-	-	-	-	**NSYSDX8**	-	-	-
1000	1000	469	-	**NSYSD10**	-	-	-	-	-	-
1000	1200	469	-	**NSYSD12**	-	-	-	-	-	-
1000	600	600	-	-	**NSYSD6R**	-	-	-	-	-
1000	800	600	-	-	**NSYSD8R**	-	-	-	-	-
1000	1000	500	-	-	-	-	-	**NSYSDX10**	-	-
1000	1000	600	-	-	-	**NSYSD10R**	-	-	-	-
1000	1200	500	-	-	-	-	-	**NSYSDX12**	-	-
1000	1200	600	-	-	-	**NSYSD12R**	-	-	-	-
1400	800	845	-	-	-	-	-	-	**NSYSDF88**	-
1400	1000	845	-	-	-	-	-	-	-	**NSYSDF108**
1400	1200	845	-	-	-	-	-	-	-	**NSYSDF128**
1400	1600	845	-	-	-	-	-	-	-	**NSYSDF168**
1400	800	1045	-	-	-	-	-	-	**NSYSDF810**	-
1400	1000	1045	-	-	-	-	-	-	-	**NSYSDF1010**
1400	1200	1045	-	-	-	-	-	-	-	**NSYSDF1210**
1400	1600	1045	-	-	-	-	-	-	-	**NSYSDF1610**

Spacial SF PC rack, SMX PC rack



Control desk dimensions (mm)			Spacial SF PC rack IP55* - IK10 - RAL 7035		Spacial SMX PC rack 304L Stainless-steel IP55 - IK10
H	W	D	No. of compartments	References	References
1600	600	600	3	**NSYSF16660PC**	**NSYSMX16660PC**
1600	600	800	3	**NSYSF16680PC**	-
1800	600	600	4	**NSYSF18660PC**	**NSYSMX18660PC**
1800	600	800	4	**NSYSF18680PC**	-

* IP40 with hinged keyboard.

Steel wall-mounting enclosures

Spacial S3D

Specifications					Spacial S3D IP66[3] - IK10[4] - RAL 7035			Cable-entry accessories			
Dimensions[1]			Nº of doors	Weight (kg)[2]	Plain door		Glazed door	Cable-gland plates			
H	W	D			With mounting plate	Without mounting plate	Without mounting plate	Standard steel	Aluminium	Steel with cut-out for FL membrane[5]	FlexiCable
300	200	150	1	3.02	NSYS3D3215P	NSYS3D3215	-	NSYTLA	NSYTLAU	-	-
300	250	150	1	3.48	NSYS3D32515P	NSYS3D32515	NSYS3D32515T	NSYTLA	NSYTLAU	-	-
300	300	150	1	3.90	NSYS3D3315P	NSYS3D3315	NSYS3D3315T	NSYTLB	NSYTLBU	NSYTLBFL	-
300	300	200	1	4.50	NSYS3D3320P	NSYS3D3320	NSYS3D3320T	NSYTLC	NSYTLCU	NSYTLCFL	NSYTLCME
300	400	150	1	4.82	NSYS3D3415P	NSYS3D3415	NSYS3D3415T	NSYTLB	NSYTLBU	NSYTLBFL	-
300	400	200	1	5.60	NSYS3D3420P	NSYS3D3420	NSYS3D3420T	NSYTLD	NSYTLDU	NSYTLDFL	NSYTLDME
400	300	150	1	4.90	NSYS3D4315P	NSYS3D4315	NSYS3D4315T	NSYTLB	NSYTLBU	NSYTLBFL	-
400	300	200	1	5.00	NSYS3D4320P	NSYS3D4320	NSYS3D4320T	NSYTLC	NSYTLCU	NSYTLCFL	NSYTLCME
400	400	200	1	6.50	NSYS3D4420P	NSYS3D4420	NSYS3D4420T	NSYTLD	NSYTLDU	NSYTLDFL	NSYTLDME
400	600	200	1	10.50	NSYS3D4620P	NSYS3D4620	NSYS3D4620T	NSYTLF	NSYTLFU	NSYTLFFL	NSYTLFME
400	600	250	1	12.00	NSYS3D4625P	NSYS3D4625	NSYS3D4625T	NSYTLF	NSYTLFU	NSYTLFFL	NSYTLFME
500	300	200	1	7.50	NSYS3D5320P	NSYS3D5320	NSYS3D5320T	NSYTLC	NSYTLCU	NSYTLCFL	NSYTLCME
500	400	200	1	9.30	NSYS3D5420P	NSYS3D5420	NSYS3D5420T	NSYTLD	NSYTLDU	NSYTLDFL	NSYTLDME
500	400	250	1	10.20	NSYS3D5425P	NSYS3D5425	NSYS3D5425T	NSYTLD	NSYTLDU	NSYTLDFL	NSYTLDME
500	500	200	1	11.18	NSYS3D5520P	NSYS3D5520	NSYS3D5520T	NSYTLE	NSYTLEU	NSYTLEFL	NSYTLEME
500	500	250	1	12.06	NSYS3D5525P	NSYS3D5525	NSYS3D5525T	NSYTLE	NSYTLEU	NSYTLEFL	NSYTLEME
600	400	200	1	11.00	NSYS3D6420P	NSYS3D6420	NSYS3D6420T	NSYTLD	NSYTLDU	NSYTLDFL	NSYTLDME
600	400	250	1	12.00	NSYS3D6425P	NSYS3D6425	NSYS3D6425T	NSYTLD	NSYTLDU	NSYTLDFL	NSYTLDME
600	500	250	1	16.20	NSYS3D6525P	NSYS3D6525	NSYS3D6525T	NSYTLE	NSYTLEU	NSYTLEFL	NSYTLEME
600	600	200	1	14.00	NSYS3D6620P	NSYS3D6620	NSYS3D6620T	NSYTLF	NSYTLFU	NSYTLFFL	NSYTLFME
600	600	250	1	15.00	NSYS3D6625P	NSYS3D6625	NSYS3D6625T	NSYTLF	NSYTLFU	NSYTLFFL	NSYTLFME
600	600	300	1	17.00	NSYS3D6630P	NSYS3D6630	NSYS3D6630T	NSYTLG	NSYTLGU	NSYTLG2FL[6]	NSYTLGME
600	600	400	1	19.00	NSYS3D6640P	NSYS3D6640	NSYS3D6640T	NSYTLG	NSYTLGU	NSYTLG2FL[6]	NSYTLGME
600	800	300	1	25.50	NSYS3D6830P	NSYS3D6830	NSYS3D6830T	NSYTLD	NSYTLDU	NSYTLDFL	2 x NSYTLDME
700	500	250	1	15.00	NSYS3D7525P	NSYS3D7525	NSYS3D7525T	NSYTLE	NSYTLEU	NSYTLEFL	NSYTLEME
800	600	200	1	21.00	NSYS3D8620P	NSYS3D8620	NSYS3D8620T	NSYTLF	NSYTLFU	NSYTLFFL	NSYTLFME
800	600	250	1	23.00	NSYS3D8625P	NSYS3D8625	NSYS3D8625T	NSYTLF	NSYTLFU	NSYTLFFL	NSYTLFME
800	600	300	1	25.00	NSYS3D8630P	NSYS3D8630	NSYS3D8630T	NSYTLG	NSYTLGU	NSYTLG2FL[6]	NSYTLGME
800	600	400	1	29.00	NSYS3D8640P	NSYS3D8640	NSYS3D8640T	NSYTLG	NSYTLGU	NSYTLG2FL[6]	NSYTLGME
800	800	250	1	30.00	NSYS3D8825P	NSYS3D8825	NSYS3D8825T	NSYTLD	NSYTLDU	NSYTLDFL	2 x NSYTLDME
800	800	300	1	32.00	NSYS3D8830P	NSYS3D8830	NSYS3D8830T	NSYTLD	NSYTLDU	NSYTLDFL	2 x NSYTLDME
800	1000	300	1	38.00	NSYS3D81030P	NSYS3D81030	-	NSYTLE	NSYTLEU	NSYTLEFL	2 x NSYTLEME
800	1000	300	2	43.50	NSYS3D81030DP	NSYS3D81030D	-	NSYTLE	NSYTLEU	NSYTLEFL	2 x NSYTLEME
800	1200	300	2	46.00	NSYS3D81230DP	NSYS3D81230D	-	NSYTLE	NSYTLEU	NSYTLEFL	2 x NSYTLEME
1000	600	250	1	28.00	NSYS3D10625P	NSYS3D10625	NSYS3D10625T	NSYTLF	NSYTLFU	NSYTLFFL	NSYTLFME
1000	600	300	1	30.60	NSYS3D10630P	NSYS3D10630	NSYS3D10630T	NSYTLG	NSYTLGU	NSYTLG2FL[6]	NSYTLGME
1000	600	400	1	33.00	NSYS3D10640P	NSYS3D10640	NSYS3D10640T	NSYTLG	NSYTLGU	NSYTLG2FL[6]	NSYTLGME
1000	800	250	1	35.00	NSYS3D10825P	NSYS3D10825	NSYS3D10825T	NSYTLD	NSYTLDU	NSYTLDFL	2 x NSYTLDME
1000	800	300	1	38.00	NSYS3D10830P	NSYS3D10830	NSYS3D10830T	NSYTLD	NSYTLDU	NSYTLDFL	2 x NSYTLDME
1000	800	400	1	42.00	NSYS3D10840P	NSYS3D10840	NSYS3D10840T	NSYTLD	NSYTLDU	NSYTLDFL	2 x NSYTLDME
1000	1000	300	1	46.00	NSYS3D101030P	NSYS3D101030	NSYS3D101030T	NSYTLE	NSYTLEU	NSYTLEFL	2 x NSYTLEME
1000	1000	300	2	46.00	NSYS3D101030DP	NSYS3D101030D	NSYS3D101030DT	NSYTLE	NSYTLEU	NSYTLEFL	2 x NSYTLEME
1000	1200	300	2	53.00	NSYS3D101230DP	NSYS3D101230D	-	NSYTLE	NSYTLEU	NSYTLEFL	2 x NSYTLEME
1000	1200	400	2	60.00	NSYS3D101240DP	NSYS3D101240D	-	NSYTLE	NSYTLEU	NSYTLEFL	2 x NSYTLEME
1200	600	300	1	37.00	NSYS3D12630P	NSYS3D12630	NSYS3D12630T	NSYTLG	NSYTLGU	NSYTLG2FL[6]	NSYTLGME
1200	600	400	1	42.00	NSYS3D12640P	NSYS3D12640	NSYS3D12640T	NSYTLG	NSYTLGU	NSYTLG2FL[6]	NSYTLGME
1200	800	300	1	45.00	NSYS3D12830P	NSYS3D12830	NSYS3D12830T	NSYTLD	NSYTLDU	NSYTLDFL	2 x NSYTLDME
1200	800	400	1	49.00	NSYS3D12840P	NSYS3D12840	NSYS3D12840T	NSYTLD	NSYTLDU	NSYTLDFL	2 x NSYTLDME
1200	1000	300	1	53.00	NSYS3D121030P	NSYS3D121030	NSYS3D121030T	NSYTLE	NSYTLEU	NSYTLEFL	2 x NSYTLEME
1200	1000	300	2	54.00	NSYS3D121030DP	NSYS3D121030D	NSYS3D121030DT	NSYTLE	NSYTLEU	NSYTLEFL	2 x NSYTLEME
1200	1000	400	2	61.00	NSYS3D121040DP	NSYS3D121040D	-	NSYTLE	NSYTLEU	NSYTLEFL	2 x NSYTLEME
1200	1200	300	2	64.00	NSYS3D121230DP	NSYS3D121230D	-	NSYTLE	NSYTLEU	NSYTLEFL	2 x NSYTLEME
1200	1200	400	2	90.00	NSYS3D121240DP	NSYS3D121240D	-	NSYTLE	NSYTLEU	NSYTLEFL	2 x NSYTLEME
1400	1000	300	2	80.00	NSYS3D141030DP	NSYS3D141030D	-	NSYTLE	NSYTLEU	NSYTLEFL	2 x NSYTLEME

(1) For other dimensions, see our application offer.
(2) Enclosure without mounting plate.
(3) Double door: IP55.
(4) Glazed door : IK08.
(5) FL13 for entry type B. FL21 for all other entries.
(6) Exists with 1 cut-out **NSYTLGFL**.

Composition accessories					Modular mounting plate
Internal door(7)	Step slides	Canopy	Fixing on post	Full width wall fixing lugs	Door cross rails
-	-	NSYTJ2015	-	NSYAEFPFS3DW20	-
-	-	NSYTJ2515	-	-	-
-	-	NSYTJ3015	NSYSFPSC30	NSYAEFPFS3DW30	-
-	NSYSDCR200	NSYTJ3020	NSYSFPSC30	NSYAEFPFS3DW30	-
-	-	NSYTJ4015	NSYSFPSC40	NSYAEFPFS3DW40	-
-	NSYSDCR200	NSYTJ4020	NSYSFPSC40	NSYAEFPFS3DW40	-
NSYPIN43	-	NSYTJ3015	NSYSFPSC30	NSYAEFPFS3DW30	-
NSYPIN43	NSYSDCR200	NSYTJ3020	NSYSFPSC30	NSYAEFPFS3DW30	-
-	NSYSDCR200	NSYTJ4020	NSYSFPSC40	NSYAEFPFS3DW40	NSYTFPCRN4
-	NSYSDCR200	NSYTJ6020	NSYSFPSC60	NSYAEFPFS3DW60	NSYTFPCRN6
-	NSYSDCR250	NSYTJ6025	NSYSFPSC60	NSYAEFPFS3DW60	NSYTFPCRN6
-	NSYSDCR200	NSYTJ3020	NSYSFPSC30	NSYAEFPFS3DW30	-
NSYPIN54	NSYSDCR200	NSYTJ4020	NSYSFPSC40	NSYAEFPFS3DW40	NSYTFPCRN4
NSYPIN54	NSYSDCR250	NSYTJ4025	NSYSFPSC40	NSYAEFPFS3DW40	NSYTFPCRN4
-	NSYSDCR200	NSYTJ5020	NSYSFPSC50	NSYAEFPFS3DW50	NSYTFPCRN5
-	NSYSDCR250	NSYTJ5025	NSYSFPSC50	NSYAEFPFS3DW50	NSYTFPCRN5
NSYPIN64	NSYSDCR200	NSYTJ4020	NSYSFPSC40	NSYAEFPFS3DW40	NSYTFPCRN4
NSYPIN64	NSYSDCR250	NSYTJ4025	NSYSFPSC40	NSYAEFPFS3DW40	NSYTFPCRN4
-	NSYSDCR250	NSYTJ5025	NSYSFPSC50	NSYAEFPFS3DW50	-
-	NSYSDCR200	NSYTJ6020	NSYSFPSC60	NSYAEFPFS3DW60	NSYTFPCRN6
-	NSYSDCR250	NSYTJ6025	NSYSFPSC60	NSYAEFPFS3DW60	NSYTFPCRN6
-	NSYSDCR300	NSYTJ6030	NSYSFPSC60	NSYAEFPFS3DW60	NSYTFPCRN6
-	NSYSDCR400	NSYTJ6040	NSYSFPSC60	NSYAEFPFS3DW60	NSYTFPCRN6
-	NSYSDCR300	NSYTJ8030	NSYSFPSC80	NSYAEFPFS3DW80	NSYTFPCRN8
NSYPIN75	NSYSDCR250	NSYTJ5025	NSYSFPSC50	NSYAEFPFS3DW50	NSYTFPCRN5
NSYPIN86	NSYSDCR200	NSYTJ6020	NSYSFPSC60	NSYAEFPFS3DW60	NSYTFPCRN6
NSYPIN86	NSYSDCR250	NSYTJ6025	NSYSFPSC60	NSYAEFPFS3DW60	NSYTFPCRN6
NSYPIN86	NSYSDCR300	NSYTJ6030	NSYSFPSC60	NSYAEFPFS3DW60	NSYTFPCRN6
NSYPIN86	NSYSDCR400	NSYTJ6040	NSYSFPSC60	NSYAEFPFS3DW60	NSYTFPCRN6
-	NSYSDCR250	NSYTJ8025	NSYSFPSC80	NSYAEFPFS3DW80	NSYTFPCRN8
-	NSYSDCR300	NSYTJ8030	NSYSFPSC80	NSYAEFPFS3DW80	NSYTFPCRN8
-	NSYSDCR300	NSYTJ10030	-	NSYAEFPFS3DW100	NSYTFPCRN10
-	NSYSDCR300	NSYTJ10030	-	NSYAEFPFS3DW100	-
-	NSYSDCR300(8)	NSYTJ12030	-	NSYAEFPFS3DW120	-
NSYPIN106	NSYSDCR250	NSYTJ6025	-	NSYAEFPFS3DW60	NSYTFPCRN6
NSYPIN106	NSYSDCR300	NSYTJ6030	-	NSYAEFPFS3DW60	NSYTFPCRN6
NSYPIN106	NSYSDCR400	NSYTJ6040	-	NSYAEFPFS3DW60	NSYTFPCRN6
NSYPIN108	NSYSDCR250	NSYTJ8025	-	NSYAEFPFS3DW80	NSYTFPCRN8
NSYPIN108	NSYSDCR300	NSYTJ8030	-	NSYAEFPFS3DW80	NSYTFPCRN8
NSYPIN108	NSYSDCR400	NSYTJ8040	-	NSYAEFPFS3DW80	NSYTFPCRN8
-	NSYSDCR300	NSYTJ10030	-	NSYAEFPFS3DW100	NSYTFPCRN10
-	NSYSDCR300	NSYTJ10030	-	NSYAEFPFS3DW100	-
-	NSYSDCR300(8)	NSYTJ12030	-	NSYAEFPFS3DW120	-
-	NSYSDCR400(8)	NSYTJ12040	-	NSYAEFPFS3DW120	-
NSYPIN126	NSYSDCR300	NSYTJ6030	-	NSYAEFPFS3DW60	-
NSYPIN126	NSYSDCR400	NSYTJ6040	-	NSYAEFPFS3DW60	-
NSYPIN128	NSYSDCR300	NSYTJ8030	-	NSYAEFPFS3DW80	NSYTFPCRN8
NSYPIN128	NSYSDCR400	NSYTJ8040	-	NSYAEFPFS3DW80	NSYTFPCRN8
-	NSYSDCR300	NSYTJ10030	-	NSYAEFPFS3DW100	NSYTFPCRN10
-	NSYSDCR300	NSYTJ10030	-	NSYAEFPFS3DW100	-
-	NSYSDCR400	NSYTJ10040	-	NSYAEFPFS3DW100	-
-	NSYSDCR300(8)	NSYTJ12030	-	NSYAEFPFS3DW120	-
-	NSYSDCR400(8)	NSYTJ12040	-	NSYAEFPFS3DW120	-
-	NSYSDCR300	NSYTJ10030	-	NSYAEFPFS3DW100	-

(7) To adjust the depth of the internal door, please order the step slides.
(8) For the double mounting plates, order also ref. **NSYSDRSDCR300** (D300) or **NSYSDRSDCR400** (D400).

Standard locks

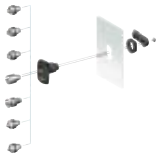

Description	References of form insert*
3 mm double bar	NSYAEDLB3S3D
CNOMO 6.5 mm triangular	NSYAEDLT6S3D
8 mm triangular	NSYAEDLT8S3D

* Delivered with 1 plastic key.

Standard handles with keys

Description	References of handle with keys*
1242	NSYAEDL1242S3D
405	NSYAEDL405S3D
455	NSYAEDL455S3D
2433A	NSYAEDL2433S3D
3524E	NSYAEDL3524S3D
3131A	NSYAEDL3131AS3D
610	NSYAEDL610S3D

* Delivered with 2 keys.

Padlock

Description	Reference
Padlockable 405(2)	NSYAEDLPADS3D

(1) Diameter 8 mm.

Wall-fixing lugs

Description	References
Passivated zinc-coated steel	NSYAEFPFSC
Stainless-steel 304L	NSYAEFPFXSC
Passivated zinc-coated steel	NSYAEFPFSC2*

* 4 fixing brackets + covers

Full-width wall fixing lugs

Width (mm)	References
200	NSYAEFPFS3DW20
300	NSYAEFPFS3DW30
400	NSYAEFPFS3DW40
500	NSYAEFPFS3DW50
600	NSYAEFPFS3DW60
800	NSYAEFPFS3DW80
1000	NSYAEFPFS3DW100
1200	NSYAEFPFS3DW120

Spacial S3DB, S3DBFL, S3DM, VDM, S3DEX, S3HF, S3HD, S3D 19"

Application steel wall-mounting enclosures

Empty enclosure for electrical distribution RAL 7035					
Dimensions			S3DB terminal blocks IP66 - IK10	S3DBFL terminal blocks with FL21 cut-out IP65 (with membrane mounted) - IK10	S3DM modular enclosures with glazed door(1) IP66 - IK08
H	W	D			
250	300	150	**NSYS3DB25315**	-	-
250	400	150	**NSYS3DB25415**	-	-
250	500	150	**NSYS3DB25515**	-	-
300	300	150	**NSYS3DB3315**	-	-
300	300	170	-	**NSYS3DBFL3317**	-
300	400	150	**NSYS3DB3415**	-	-
300	400	170	-	**NSYS3DBFL3417**	-
300	500	150	**NSYS3DB3515**	-	-
300	600	150	**NSYS3DB3615**	-	-
400	300	150	**NSYS3DB4315**	-	**NSYS3DM4315T**
400	300	170	-	**NSYS3DBFL4317**	-
400	800	150	**NSYS3DB4815**	-	-
500	400	150	**NSYS3DB5415**	-	**NSYS3DM5415T**
600	400	150	**NSYS3DB6415**	-	**NSYS3DM6415T**
600	600	150	-	-	**NSYS3DM6615T**
700	500	150	-	-	**NSYS3DM7515T**
800	600	150	-	-	**NSYS3DM8615T**
1000	600	150	-	-	**NSYS3DM10615T**
1000	800	150	-	-	**NSYS3DM10815T**

(1) Modular chassis to be ordered separately (NSYDLM•••), see page 11.

Outdoor Heavy Duty enclosures						
Dimensions			S3HD IP66 - IK10 - RAL 7035	Heavy duty post-fixing device	Plain mounting plate	Roof ventilation module
H	W	D				
343	200	180	**NSYS3HD3215**	-	**NSYMM32**	-
448	300	230	**NSYS3HD4320**	**NSYSFPSC30HD**	-	-
548	400	230	**NSYS3HD5420**	**NSYSFPSC40HD**	**NSYMM54**	-
653	400	280	**NSYS3HD6425**	**NSYSFPSC40HD**	**NSYMM64**	-
658	600	330	**NSYS3HD6630**	**NSYSFPSC60HD**	**NSYMM66**	-
753	500	280	**NSYS3HD7525**	**NSYSFPSC50HD**	**NSYMM75**	-
858	600	330	**NSYS3HD8630**	**NSYSFPSC60HD**	**NSYMM86***	-
862	800	430	**NSYS3HD8840**	**NSYSFPSC80HD**	**NSYMM88**	**NSYS3CVR84HD**
1062	600	430	**NSYS3HD10640**	**NSYSFPSC60HD**	**NSYMM106**	**NSYS3CVR64HD**
1062	800	430	**NSYS3HD10840**	**NSYSFPSC80HD**	**NSYMM108***	**NSYS3CVR84HD**

* Plate with reversible dimensions; it can be installed in enclosures with inverted dimensions. Example: Plate ref. **NSYMM64** can be used for the following enclosures: H 600 x W 400 mm or H 400 x W 600 mm. For plain and silkscreened mounting plates: In wall-mounting enclosures with widths of 1000 and 1200 mm, it is possible to install 2 mounting plates at different depths using an additional central step slide **NSYSDRSDCR**.

Electronic applications														
VDM 19" enclosures with glazed door(1) IP66 - IK08 - RAL 7035									S3D 19" enclosure IP66(2) - IK10(3) - RAL 7035					
Dimensions			1-body 19" swing rack	No. of U	1-body 19" fixed rack	No. of U	2-body 19" fixed rack	No. of U	Glazed door	Plain door	Fixed rack(4)	No. of U	Swing rack(4)	No. of U
H	W	D												
300	600	380	-	-	-	-	**NSYVD2M5U4**	5	-	-	-	-	-	-
300	600	400	**NSYVDM4U4P**	4	**NSYVDM5U4F**	5	-	-	-	-	-	-	-	-
300	600	480	-	-	-	-	**NSYVD2M5U5**	5	-	-	-	-	-	-
400	600	200	-	-	-	-	-	-	**NSYS3D4620T**	**NSYS3D4620**	**NSYVDM8UF**	8	**NSYVDM7UP**	7
400	600	250	-	-	-	-	-	-	**NSYS3D4625T**	**NSYS3D4625**	**NSYVDM8UF**	8	**NSYVDM7UP**	7
400	600	380	-	-	-	-	**NSYVD2M8U4**	8	-	-	-	-	-	-
400	600	400	**NSYVDM7U4P**	7	**NSYVDM8U4F**	8	-	-	-	-	-	-	-	-
400	600	480	-	-	-	-	**NSYVD2M8U5**	8	-	-	-	-	-	-
500	600	380	-	-	-	-	**NSYVD2M10U4**	10	-	-	-		-	-
500	600	400	**NSYVDM9U4P**	9	**NSYVDM10U4F**	10	-	-	-	-	-	-	-	-
500		480	-	-	-	-	**NSYVD2M10U5**	10	-	-	-	-	-	-
600	600	200	-	-	-	-	-	-	**NSYS3D6620T**	**NSYS3D6620**	**NSYVDM12UF**	12	**NSYVDM11UP**	11
600	600	250	-	-	-	-	-	-	**NSYS3D6625T**	**NSYS3D6625**	**NSYVDM12UF**	12	**NSYVDM11UP**	11
600	600	300	-	-	-	-	-	-	**NSYS3D6630T**	**NSYS3D6630**	**NSYVDM12UF**	12	**NSYVDM11UP**	11
600	600	400	-	-	-	-	-	-	**NSYS3D6640T**	**NSYS3D6640**	**NSYVDM12UF**	12	**NSYVDM11UP**	11
700	600	380	-	-	-	-	**NSYVD2M14U4**	14	-	-	-	-	-	-
700	600	400	**NSYVDM13U4P**	13	**NSYVDM14U4F**	14	-	-	-	-	-	-	-	-
700	600	480	-	-	-	-	**NSYVD2M14U5**	14	-	-	-	-	-	-
800	800	200	-	-	-	-	-	-	**NSYS3D8620T**	**NSYS3D8620**	**NSYVDM17UF**	17	**NSYVDM16UP**	16
800	800	250	-	-	-	-	-	-	**NSYS3D8625T**	**NSYS3D8625**	**NSYVDM17UF**	17	**NSYVDM16UP**	16
800	600	300	-	-	-	-	-	-	**NSYS3D8630T**	**NSYS3D8630**	**NSYVDM17UF**	17	**NSYVDM16UP**	16
800	600	380	-	-	-	-	**NSYVD2M17U4**	17	-	-	-	-	-	-
800	600	400	**NSYVDM16U4P**	16	**NSYVDM17U4F**	17	-	-	**NSYS3D8640T**	**NSYS3D8640**	**NSYVDM17UF**	17	**NSYVDM16UP**	16
800	600	480	-	-	-	-	**NSYVD2M17U5**	17	-	-	-	-	-	-
1000	600	250	-	-	-	-	-	-	**NSYS3D10625T**	**NSYS3D10625**	**NSYVDM21UF**	**21**	**NSYVDM20UP**	20
1000	600	300	-	-	-	-	-	-	**NSYS3D10630T**	**NSYS3D10630**	-	-	-	-
1000	600	400	-	-	-	-	-	-	**NSYS3D10640T**	**NSYS3D10640**	**NSYVDM21UF**	**21**	**NSYVDM20UP**	20
1000	800	250	-	-	-	-	-	-	**NSYS3D10825T**	**NSYS3D10825**	-	-	**NSYVDM20U8P**	20
1000	800	300	-	-	-	-	-	-	**NSYS3D10830T**	**NSYS3D10830**	-	-	**NSYVDM20U8P**	20
1000	800	400	-	-	-	-	-	-	**NSYS3D10840T**	**NSYS3D10840**	-	-	**NSYVDM20U8P**	20
1200	800	300	-	-	-	-	-	-	**NSYS3D12830T**	**NSYS3D12830**	-	-	**NSYVDM25U8P**	25
1200	800	400	-	-	-	-	-	-	**NSYS3D12840T**	**NSYS3D12840**	-	-	**NSYVDM25U8P**	25

(1) Plain door, please consult us.
(2) IP55 for the double-door enclosures.
(3) IK08 for the glazed-door enclosures.
(4) The racks are to be ordered separately.

			Enclosures for explosive atmospheres	Electromagnetic protected steel enclosures
Dimensions			S3DEX (empty enclosure) IP66 - IK10 - RAL 7035	S3HF* IP55 - IK10 - RAL 7035
H	W	D		
300	200	150	**NSYS3DEX3215**	-
300	300	200	**NSYS3DEX3320**	-
400	300	200	**NSYS3DEX4320**	**NSYS3HF4320P**
400	400	200	**NSYS3DEX4420**	-
400	600	200	-	**NSYS3HF4620P**
500	400	200	**NSYS3DEX5420**	**NSYS3HF5420P**
600	400	200	-	**NSYS3HF6420P**
600	400	250	**NSYS3DEX6425**	-
600	600	250	**NSYS3DEX6625**	**NSYS3HF6625P**
700	500	250	**NSYS3DEX7525**	**NSYS3HF7525P**
800	600	300	**NSYS3DEX8630**	**NSYS3HF8630P**
1000	800	300	**NSYS3DEX10830**	**NSYS3HF10830P**
1200	800	300	-	**NSYS3HF12830P**

* Delivered with a plain mounting plate.
Fixing lugs, ref. **NSYPFCR** to be ordered separately (1 set of 4 lugs).

Spacial S3D 6G Enclosures for seismic & nuclear

> Consult the catalog

For more information, consult Universal Enclosures general catalog

Steel floor-standing enclosures

Spacial SM compact enclosures




Nominal dimensions (mm)			No. of doors	Spacial SM IP55 - IK10(1) - RAL 7035			Plinth	
				Plain door		Transparent door	Height 100 mm	
H	W	D		With mounting plate	Without mounting plate	Without mounting plate	Front kit (corners + front panels)	Side panels, 2 u.
1200	800	300	1	NSYSM12830P	NSYSM12830	-	NSYSPF8100	NSYSPS3100
1200	1000	300	2	NSYSM1210302DP	NSYSM1210302D	-	NSYSPF10100	NSYSPS3100
1200	1200	400	2	NSYSM1212402DP	NSYSM1212402D	-	NSYSPF12100	NSYSPS4100
1400	600	300	1	NSYSM14630P	NSYSM14630	-	NSYSPF6100	NSYSPS3100
1400	600	400	1	NSYSM14640P	NSYSM14640	-	NSYSPF6100	NSYSPS4100
1400	800	300	1	NSYSM14830P	NSYSM14830	-	NSYSPF8100	NSYSPS3100
1400	800	400	1	NSYSM14840P	NSYSM14840	NSYSM14840T	NSYSPF8100	NSYSPS4100
1400	1000	400	2	NSYSM1410402DP	NSYSM1410402D	-	NSYSPF10100	NSYSPS4100
1400	1200	400	2	NSYSM1412402DP	NSYSM1412402D	-	NSYSPF12100	NSYSPS4100
1600	600	300	1	NSYSM16630P	NSYSM16630	-	NSYSPF6100	NSYSPS3100
1600	600	400	1	NSYSM16640P	NSYSM16640	NSYSM16640T	NSYSPF6100	NSYSPS4100
1600	800	300	1	NSYSM16830P	NSYSM16830	NSYSM16830T	NSYSPF8100	NSYSPS3100
1600	800	400	1	NSYSM16840P	NSYSM16840	NSYSM16840T	NSYSPF8100	NSYSPS4100
1600	1000	300	2	NSYSM1610302DP	NSYSM1610302D	-	NSYSPF10100	NSYSPS3100
1600	1000	400	2	NSYSM1610402DP	NSYSM1610402D	-	NSYSPF10100	NSYSPS4100
1600	1200	300	2	NSYSM1612302DP	NSYSM1612302D	-	NSYSPF12100	NSYSPS3100
1600	1200	400	2	NSYSM1612402DP	NSYSM1612402D	-	NSYSPF12100	NSYSPS4100
1800	600	300	1	NSYSM18630P	NSYSM18630	-	NSYSPF6100	NSYSPS3100
1800	600	400	1	NSYSM18640P	NSYSM18640	NSYSM18640T	NSYSPF6100	NSYSPS4100
1800	600	500	1	NSYSM18650P	NSYSM18650	-	NSYSPF6100	NSYSPS5100
1800	600	600	-	-	-	-	-	-
1800	800	300	1	NSYSM18830P	NSYSM18830	NSYSM18830T	NSYSPF8100	NSYSPS3100
1800	800	400	1	NSYSM18840P	NSYSM18840	NSYSM18840T	NSYSPF8100	NSYSPS4100
1800	800	500	1	NSYSM18850P	NSYSM18850	NSYSM18850T	NSYSPF8100	NSYSPS5100
1800	800	600	1	NSYSM18860P	NSYSM18860	-	NSYSPF8100	NSYSPS6100
1800	1000	400	1	NSYSM181040P	NSYSM181040	-	NSYSPF10100	NSYSPS4100
1800	1000	400	2	NSYSM1810402DP	NSYSM1810402D	-	NSYSPF10100	NSYSPS4100
1800	1000	500	2	NSYSM1810502DP	NSYSM1810502D	-	NSYSPF10100	NSYSPS5100
1800	1200	400	2	NSYSM1812402DP	NSYSM1812402D	-	NSYSPF12100	NSYSPS4100
1800	1200	500	2	NSYSM1812502DP	NSYSM1812502D	-	NSYSPF12100	NSYSPS5100
1800	1600	400	2	NSYSM1816402DP	NSYSM1816402D	-	NSYSPF16100	NSYSPS4100
1800	1600	500	2	NSYSM1816502DP	NSYSM1816502D	-	NSYSPF16100	NSYSPS5100
2000	600	300	1	NSYSM20630P	NSYSM20630	-	NSYSPF6100	NSYSPS3100
2000	600	400	1	NSYSM20640P	NSYSM20640	NSYSM20640T	NSYSPF6100	NSYSPS4100
2000	600	500	1	NSYSM20650P	NSYSM20650	-	NSYSPF6100	NSYSPS5100
2000	800	300	1	NSYSM20830P	NSYSM20830	NSYSM20830T	NSYSPF8100	NSYSPS3100
2000	800	400	1	NSYSM20840P	NSYSM20840	NSYSM20840T	NSYSPF8100	NSYSPS4100
2000	800	500	1	NSYSM20850P	NSYSM20850	NSYSM20850T	NSYSPF8100	NSYSPS5100
2000	800	600	1	NSYSM20860P	NSYSM20860	NSYSM20860T	NSYSPF8100	NSYSPS6100
2000	1000	400	2	NSYSM2010402DP	NSYSM2010402D	-	NSYSPF10100	NSYSPS4100
2000	1000	500	2	NSYSM2010502DP	NSYSM2010502D	-	NSYSPF10100	NSYSPS5100
2000	1200	400	2	NSYSM2012402DP	NSYSM2012402D	-	NSYSPF12100	NSYSPS4100
2000	1200	500	2	NSYSM2012502DP	NSYSM2012502D	-	NSYSPF12100	NSYSPS5100
2000	1200	600	2	NSYSM2012602DP	NSYSM2012602D	-	NSYSPF12100	NSYSPS6100
2000	1600	400	2	NSYSM2016402DP	NSYSM2016402D	-	NSYSPF16100	NSYSPS4100
2000	1600	500	2	NSYSM2016502DP	NSYSM2016502D	-	NSYSPF16100	NSYSPS5100
2000	1600	600	2	NSYSM2016602DP	NSYSM2016602D	-	NSYSPF16100	NSYSPS6100

(1) Transparent doors: IK08.



Plinth		Inner door	Canopy	Plain cable-gland plate
Height 200 mm				
Front kit (corners + front panels)	Side panels, 4 u.			
NSYSPF8200	**NSYSPS3200**	-	**NSYSC830**	**NSYSMEC83**
NSYSPF10200	**NSYSPS3200**	-	**NSYSC1030**	**NSYSMEC103**
NSYSPF12200	**NSYSPS4200**	-	**NSYSC1240**	2 x **NSYSMEC64**
NSYSPF6200	**NSYSPS3200**	-	**NSYSC630**	**NSYSMEC63**
NSYSPF6200	**NSYSPS4200**	-	**NSYSC640**	**NSYSMEC64**
NSYSPF8200	**NSYSPS3200**	-	**NSYSC830**	**NSYSMEC83**
NSYSPF8200	**NSYSPS4200**	-	**NSYSC840**	**NSYSMEC84**
NSYSPF10200	**NSYSPS4200**	-	**NSYSC1040**	**NSYSMEC104**
NSYSPF12200	**NSYSPS4200**	-	**NSYSC1240**	2 x **NSYSMEC64**
NSYSPF6200	**NSYSPS3200**	**NSYID166**	**NSYSC630**	**NSYSMEC63**
NSYSPF6200	**NSYSPS4200**	**NSYID166**	**NSYSC640**	**NSYSMEC64**
NSYSPF8200	**NSYSPS3200**	**NSYID168**	**NSYSC830**	**NSYSMEC83**
NSYSPF8200	**NSYSPS4200**	**NSYID168**	**NSYSC840**	**NSYSMEC84**
NSYSPF10200	**NSYSPS3200**	-	**NSYSC1030**	**NSYSMEC103**
NSYSPF10200	**NSYSPS4200**	-	**NSYSC1040**	**NSYSMEC104**
NSYSPF12200	**NSYSPS3200**	-	**NSYSC1230**	2 x **NSYSMEC63**
NSYSPF12200	**NSYSPS4200**	-	**NSYSC12400**	2 x **NSYSMEC64**
NSYSPF6200	**NSYSPS3200**	**NSYID186**	**NSYSC630**	**NSYSMEC63**
NSYSPF6200	**NSYSPS4200**	**NSYID186**	**NSYSC640**	**NSYSMEC64**
NSYSPF6200	**NSYSPS5200**	**NSYID186**	**NSYSC650**	**NSYSMEC65**
-	-	-	-	-
NSYSPF8200	**NSYSPS3200**	**NSYID188**	**NSYSC830**	**NSYSMEC83**
NSYSPF8200	**NSYSPS4200**	**NSYID188**	**NSYSC840**	**NSYSMEC84**
NSYSPF8200	**NSYSPS5200**	**NSYID188**	**NSYSC850**	**NSYSMEC85**
NSYSPF8200	**NSYSPS6200**	**NSYID188**	**NSYSC8600**	**NSYSMEC86**
NSYSPF10200	**NSYSPS4200**	**NSYID1810**	**NSYSC1040**	**NSYSMEC104**
NSYSPF10200	**NSYSPS4200**	**NSYID1810**	**NSYSC1040**	**NSYSMEC104**
NSYSPF10200	**NSYSPS5200**	**NSYID1810**	**NSYSC1050**	**NSYSMEC105**
NSYSPF12200	**NSYSPS4200**	-	**NSYSC1240**	2 x **NSYSMEC64**
NSYSPF12200	**NSYSPS5200**	-	**NSYSC1250**	2 x **NSYSMEC65**
NSYSPF16200	**NSYSPS4200**	-	**NSYSC1640**	-
NSYSPF16200	**NSYSPS5200**	-	**NSYSC10650**	2 x **NSYSMEC85**
NSYSPF6200	**NSYSPS3200**	**NSYID206**	**NSYSC630**	**NSYSMEC63**
NSYSPF6200	**NSYSPS4200**	**NSYID206**	**NSYSC640**	**NSYSMEC64**
NSYSPF6200	**NSYSPS5200**	**NSYID206**	**NSYSC650**	**NSYSMEC65**
NSYSPF8200	**NSYSPS3200**	**NSYID208**	**NSYSC830**	**NSYSMEC83**
NSYSPF8200	**NSYSPS4200**	**NSYID208**	**NSYSC840**	**NSYSMEC84**
NSYSPF8200	**NSYSPS5200**	**NSYID208**	**NSYSC850**	**NSYSMEC85**
NSYSPF8200	**NSYSPS6200**	**NSYID208**	**NSYSC860**	**NSYSMEC86**
NSYSPF10200	**NSYSPS4200**	**NSYID2010**	**NSYSC1040**	**NSYSMEC104**
NSYSPF10200	**NSYSPS5200**	**NSYID2010**	**NSYSC1050**	**NSYSMEC105**
NSYSPF12200	**NSYSPS4200**	-	**NSYSC1240**	2 x **NSYSMEC64**
NSYSPF12200	**NSYSPS5200**	-	**NSYSC1250**	2 x **NSYSMEC65**
NSYSPF12200	**NSYSPS6200**	-	**NSYSC1260**	2 x **NSYSMEC66**
NSYSPF16200	**NSYSPS4200**	-	**NSYSC1640**	-
NSYSPF16200	**NSYSPS5200**	-	**NSYSC1650**	2 x **NSYSMEC85**
NSYSPF16200	**NSYSPS6200**	-	**NSYSC1660**	2 x **NSYSMEC66**

Lock systems for SM, SF

Handle for shape inserts and cylindrical barrels

Reference
NSYSFHS1

Shape inserts

Description	References
6-mm square insert	**NSYINS61**
6.5-mm triangular insert	**NSYINT61**

Push button

Description	Reference
Push button	**NSYINPULS1**

Cylindrical barrels

Cylindrical barrels	References
405E key lock	**NSYIN405E1**
455 key lock	**NSYIN4551**
1242E key lock	**NSYIN1242E1**
2433A key lock	**NSYIN2433A1**
3131A1 key lock	**NSYIN3131A1**
3432E key lock	**NSYIN3432E1**
6101 key lock	**NSYIN6101**
E1 keyless lock	**NSYINE11**

Handle and Inserts type DIN, KABA and ASSA



Description	References
Adapter for DIN cylinder	**NSYINDIN2**
Adapter for KABA cylinder(1)	**NSYINKBA2**
Adapter for ASSA cylinder	**NSYINASSA2**
Handle for DIN, KABA, ASSA	**NSYSFHD2**

(1) Adapter for receiving the KABA8, KABA20 and KABA start cylinders.

Eyebolts

Reference
NSYSMEB

Spacial SF suitable enclosures

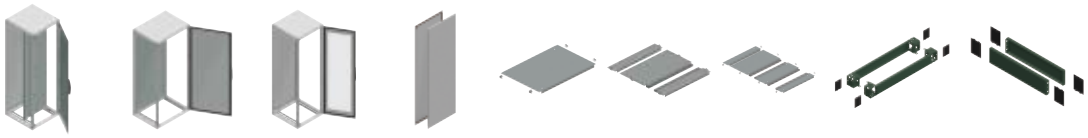

Nominal dimensions (mm)			No. of doors	Spacial SF IP55 - IK10(1) - RAL 7035			Side panels	Cable-entry plate			Plinth	
				Plain door		Transparent door					Height 100 mm	
H	W	D		With mounting plate	Without mounting plate	Without mounting plate		Plain	1 entry	2 entries	Front kit (corners + front panels)	Side panels, 2 u.
1200	600	400	1	NSYSF12640P	NSYSF12640	-	NSY2SP124	NSYEC64	NSYEC641	-	NSYSPF6100	NSYSPS4100
1200	600	600	1	NSYSF12660P	NSYSF12660	-	NSY2SP126	NSYEC66	NSYEC661	NSYEC662	NSYSPF6100	NSYSPS6100
1200	800	400	1	NSYSF12840P	NSYSF12840	-	NSY2SP124	NSYEC84	NSYEC841	-	NSYSPF8100	NSYSPS4100
1200	800	600	1	NSYSF12860P	NSYSF12860	-	NSY2SP126	NSYEC86	NSYEC861	NSYEC862	NSYSPF8100	NSYSPS6100
1400	600	400	1	NSYSF14640P	NSYSF14640	-	NSY2SP144	NSYEC64	NSYEC641	-	NSYSPF6100	NSYSPS4100
1400	800	400	1	NSYSF14840P	NSYSF14840	-	NSY2SP144	NSYEC84	NSYEC841	-	NSYSPF8100	NSYSPS4100
1600	600	600	1	NSYSF16660P	NSYSF16660	-	NSY2SP166	NSYEC66	NSYEC661	NSYEC662	NSYSPF6100	NSYSPS6100
1600	600	800	1	NSYSF16680P	NSYSF16680	-	NSY2SP168	NSYEC68	NSYEC681	NSYEC682	NSYSPF6100	NSYSPS8100
1600	800	600	1	NSYSF16860P	NSYSF16860	-	NSY2SP166	NSYEC86	NSYEC861	NSYEC862	NSYSPF8100	NSYSPS6100
1600	800	800	1	NSYSF16880P	NSYSF16880	-	NSY2SP168	NSYEC88	NSYEC881	NSYEC882	NSYSPF8100	NSYSPS8100
1800	400	400	1	-	NSYSF18440	-	NSY2SP184	NSYEC44	NSYEC441	-	NSYSPF4100	NSYSPS4100
1800	400	500	1	-	NSYSF18450	-	NSY2SP185	NSYEC45	NSYEC451	-	NSYSPF4100	NSYSPS5100
1800	400	600	1	-	NSYSF18460	-	NSY2SP186	-	NSYEC461	-	NSYSPF4100	NSYSPS6100
1800	600	400	1	NSYSF18640P	NSYSF18640	NSYSF18640T	NSY2SP184	NSYEC64	NSYEC641	-	NSYSPF6100	NSYSPS4100
1800	600	500	1	NSYSF18650P	NSYSF18650	NSYSF18650T	NSY2SP185	NSYEC65	NSYEC651	-	NSYSPF6100	NSYSPS5100
1800	600	600	1	NSYSF18660P	NSYSF18660	-	NSY2SP186	NSYEC66	NSYEC661	NSYEC662	NSYSPF6100	NSYSPS6100
1800	600	800	1	-	-	NSYSF18680T	NSY2SP188	NSYEC68	NSYEC681	NSYEC682	NSYSPF6100	NSYSPS8100
1800	800	400	1	NSYSF18840P	NSYSF18840	NSYSF18840T	NSY2SP184	NSYEC84	NSYEC841	-	NSYSPF8100	NSYSPS4100
1800	800	500	1	NSYSF18850P	NSYSF18850	NSYSF18850T	NSY2SP185	NSYEC85	NSYEC851	-	NSYSPF8100	NSYSPS5100
1800	800	600	1	NSYSF18860P	NSYSF18860	NSYSF18860T	NSY2SP186	NSYEC86	NSYEC861	NSYEC862	NSYSPF8100	NSYSPS6100
1800	800	600	2	NSYSF188602DP	NSYSF188602D	-	NSY2SP186	NSYEC86	NSYEC861	NSYEC862	NSYSPF8100	NSYSPS6100
1800	1000	400	1	NSYSF181040P	NSYSF181040	-	NSY2SP184	NSYEC104	NSYEC1041	-	NSYSPF10100	NSYSPS4100
1800	1000	400	2	NSYSF1810402DP	NSYSF1810402D	-	NSY2SP184	NSYEC104	NSYEC1041	-	NSYSPF10100	NSYSPS4100
1800	1000	500	1	NSYSF181050P	NSYSF181050	-	NSY2SP185	NSYEC105	NSYEC1051	-	NSYSPF10100	NSYSPS5100
1800	1000	600	1	NSYSF181060P	NSYSF181060	-	NSY2SP186	NSYEC106	NSYEC1061	NSYEC1062	NSYSPF10100	NSYSPS6100
1800	1000	600	2	NSYSF1810602DP	NSYSF1810602D	-	NSY2SP186	NSYEC106	NSYEC1061	NSYEC1062	NSYSPF10100	NSYSPS6100
1800	1200	400	2	NSYSF1812402DP	NSYSF1812402D	-	NSY2SP184	NSYEC124	NSYEC1241	-	NSYSPF12100	NSYSPS4100
1800	1200	500	2	NSYSF1812502DP	NSYSF1812502D	-	NSY2SP185	NSYEC125	NSYEC1251	-	NSYSPF12100	NSYSPS5100
1800	1200	600	2	NSYSF1812602DP	NSYSF1812602D	-	NSY2SP186	NSYEC126	NSYEC1261	NSYEC1262	NSYSPF12100	NSYSPS6100
2000	300	500	1	-	NSYSF20350	-	NSY2SP205	NSYEC35	NSYEC351	-	NSYSPF3100	NSYSPS5100
2000	300	600	1	-	NSYSF20360	-	NSY2SP206	NSYEC36	NSYEC361	-	NSYSPF3100	NSYSPS6100
2000	300	800	1	-	NSYSF20380	-	NSY2SP208	-	NSYEC381	-	NSYSPF3100	NSYSPS8100
2000	400	400	1	-	NSYSF20440	-	NSY2SP204	NSYEC44	NSYEC441	-	NSYSPF4100	NSYSPS4100
2000	400	500	1	-	NSYSF20450	-	NSY2SP205	NSYEC45	NSYEC451	-	NSYSPF4100	NSYSPS5100
2000	400	600	1	-	NSYSF20460	-	NSY2SP206	-	NSYEC461	-	NSYSPF4100	NSYSPS6100
2000	400	800	1	-	NSYSF20480	-	NSY2SP208	-	NSYEC481	-	NSYSPF4100	NSYSPS8100
2000	600	400	1	NSYSF20640P	NSYSF20640	NSYSF20640T	NSY2SP204	NSYEC64	NSYEC641	-	NSYSPF6100	NSYSPS4100
2000	600	500	1	NSYSF20650P	NSYSF20650	NSYSF20650T	NSY2SP205	NSYEC65	NSYEC651	-	NSYSPF6100	NSYSPS5100
2000	600	600	1	NSYSF20660P	NSYSF20660	-	NSY2SP206	NSYEC66	NSYEC661	NSYEC662	NSYSPF6100	NSYSPS6100
2000	600	800	1	NSYSF20680P	NSYSF20680	-	NSY2SP208	NSYEC68	NSYEC681	NSYEC682	NSYSPF6100	NSYSPS8100
2000	800	400	1	NSYSF20840P	NSYSF20840	NSYSF20840T	NSY2SP204	NSYEC84	NSYEC841	-	NSYSPF8100	NSYSPS4100
2000	800	500	1	NSYSF20850P	NSYSF20850	NSYSF20850T	NSY2SP205	NSYEC85	NSYEC851	-	NSYSPF8100	NSYSPS5100
2000	800	600	1	NSYSF20860P	NSYSF20860	NSYSF20860T	NSY2SP206	NSYEC86	NSYEC861	NSYEC862	NSYSPF8100	NSYSPS6100
2000	800	600	2	NSYSF208602DP	NSYSF208602D	-	NSY2SP206	NSYEC86	NSYEC861	NSYEC862	NSYSPF8100	NSYSPS6100
2000	800	800	1	NSYSF20880P	NSYSF20880	NSYSF20880T	NSY2SP208	NSYEC88	NSYEC881	NSYEC882	NSYSPF8100	NSYSPS8100
2000	1000	400	1	NSYSF201040P	NSYSF201040	NSYSF201040T	NSY2SP204	NSYEC104	NSYEC1041	-	NSYSPF10100	NSYSPS4100
2000	1000	400	2	NSYSF2010402DP	NSYSF2010402D	-	NSY2SP204	NSYEC104	NSYEC1041	-	NSYSPF10100	NSYSPS4100
2000	1000	500	1	NSYSF201050P	NSYSF201050	NSYSF201050T	NSY2SP205	NSYEC105	NSYEC1051	-	NSYSPF10100	NSYSPS5100
2000	1000	500	2	NSYSF2010502DP	NSYSF2010502D	-	NSY2SP205	NSYEC105	NSYEC1051	-	NSYSPF10100	NSYSPS5100
2000	1000	600	1	NSYSF201060P	NSYSF201060	NSYSF201060T	NSY2SP206	NSYEC106	NSYEC1061	NSYEC1062	NSYSPF10100	NSYSPS6100
2000	1000	600	2	NSYSF2010602DP	NSYSF2010602D	-	NSY2SP206	NSYEC106	NSYEC1061	NSYEC1062	NSYSPF10100	NSYSPS6100
2000	1000	800	1	NSYSF201080P	NSYSF201080	-	NSY2SP208	NSYEC108	NSYEC1081	NSYEC1082	NSYSPF10100	NSYSPS8100
2000	1200	400	2	NSYSF2012402DP	NSYSF2012402D	-	NSY2SP204	NSYEC124	NSYEC1241	-	NSYSPF12100	NSYSPS4100
2000	1200	500	2	NSYSF2012502DP	NSYSF2012502D	-	NSY2SP205	NSYEC125	NSYEC1251	-	NSYSPF12100	NSYSPS5100
2000	1200	600	2	NSYSF2012602DP	NSYSF2012602D	-	NSY2SP206	NSYEC126	NSYEC1261	NSYEC1262	NSYSPF12100	NSYSPS6100
2000	1200	800	2	NSYSF2012802DP	NSYSF2012802D	-	NSY2SP208	NSYEC128	NSYEC1281	NSYEC1282	NSYSPF12100	NSYSPS8100
2000	1600	400	2	NSYSF2016402DP	NSYSF2016402D	-	NSY2SP204	NSYEC164	NSYEC1641	-	NSYSPF16100	NSYSPS4100
2000	1600	500	2	NSYSF2016502DP	NSYSF2016502D	-	NSY2SP205	NSYEC165	NSYEC1651	-	NSYSPF16100	NSYSPS5100
2000	1600	600	2	NSYSF2016602DP	NSYSF2016602D	-	NSY2SP206	NSYEC166	NSYEC1661	NSYEC1662	NSYSPF16100	NSYSPS6100
2200	400	600	1	-	NSYSF22460	-	NSY2SP226	-	NSYEC461	-	NSYSPF4100	NSYSPS6100
2200	600	600	1	NSYSF22660P	NSYSF22660	-	NSY2SP226	NSYEC66	NSYEC661	NSYEC662	NSYSPF6100	NSYSPS6100
2200	600	800	1	NSYSF22680P	NSYSF22680	-	NSY2SP228	NSYEC68	NSYEC681	NSYEC682	NSYSPF6100	NSYSPS8100
2200	800	600	1	NSYSF22860P	NSYSF22860	-	NSY2SP226	NSYEC86	NSYEC861	NSYEC862	NSYSPF8100	NSYSPS6100
2200	800	800	1	NSYSF22880P	NSYSF22880	NSYSF22880T	NSY2SP228	NSYEC88	NSYEC881	NSYEC882	NSYSPF8100	NSYSPS8100
2200	1000	600	1	NSYSF221060P	NSYSF221060	-	NSY2SP226	NSYEC106	NSYEC1061	NSYEC1062	NSYSPF10100	NSYSPS6100
2200	1200	600	2	NSYSF2212602DP	NSYSF2212602D	-	NSY2SP226	NSYEC126	NSYEC1261	NSYEC1262	NSYSPF12100	NSYSPS6100
2200	1200	800	2	NSYSF2212802DP	NSYSF2212802D	-	NSY2SP228	NSYEC128	NSYEC1281	NSYEC1282	NSYSPF12100	NSYSPS8100

(1) Transparent doors: IK08.



Plinth	
Height 200 mm	
Front kit (corners + front panels)	Side panels,4 u.
NSYSPF6200	NSYSPS4200
NSYSPF6200	NSYSPS6200
NSYSPF8200	NSYSPS4200
NSYSPF8200	NSYSPS6200
NSYSPF6200	NSYSPS4200
NSYSPF8200	NSYSPS4200
NSYSPF6200	NSYSPS6200
NSYSPF6200	NSYSPS8200
NSYSPF8200	NSYSPS6200
NSYSPF8200	NSYSPS8200
NSYSPF4200	NSYSPS4200
NSYSPF4200	NSYSPS5200
NSYSPF4200	NSYSPS6200
NSYSPF6200	NSYSPS4200
NSYSPF6200	NSYSPS5200
NSYSPF6200	NSYSPS6200
NSYSPF6200	NSYSPS8200
NSYSPF8200	NSYSPS4200
NSYSPF8200	NSYSPS5200
NSYSPF8200	NSYSPS6200
NSYSPF8200	NSYSPS6200
NSYSPF10200	NSYSPS4200
NSYSPF10200	NSYSPS4200
NSYSPF10200	NSYSPS5200
NSYSPF10200	NSYSPS6200
NSYSPF10200	NSYSPS6200
NSYSPF12200	NSYSPS4200
NSYSPF12200	NSYSPS5200
NSYSPF12200	NSYSPS6200
NSYSPF3200	NSYSPS5200
NSYSPF3200	NSYSPS6200
NSYSPF3200	NSYSPS8200
NSYSPF4200	NSYSPS4200
NSYSPF4200	NSYSPS5200
NSYSPF4200	NSYSPS6200
NSYSPF4200	NSYSPS8200
NSYSPF6200	NSYSPS4200
NSYSPF6200	NSYSPS5200
NSYSPF6200	NSYSPS6200
NSYSPF6200	NSYSPS8200
NSYSPF8200	NSYSPS4200
NSYSPF8200	NSYSPS5200
NSYSPF8200	NSYSPS6200
NSYSPF8200	NSYSPS6200
NSYSPF8200	NSYSPS8200
NSYSPF10200	NSYSPS4200
NSYSPF10200	NSYSPS4200
NSYSPF10200	NSYSPS5200
NSYSPF10200	NSYSPS5200
NSYSPF10200	NSYSPS6200
NSYSPF10200	NSYSPS6200
NSYSPF10200	NSYSPS8200
NSYSPF12200	NSYSPS4200
NSYSPF12200	NSYSPS5200
NSYSPF12200	NSYSPS6200
NSYSPF12200	NSYSPS8200
NSYSPF16200	NSYSPS4200
NSYSPF16200	NSYSPS5200
NSYSPF16200	NSYSPS6200
NSYSPF4200	NSYSPS6200
NSYSPF6200	NSYSPS6200
NSYSPF6200	NSYSPS8200
NSYSPF8200	NSYSPS6200
NSYSPF8200	NSYSPS8200
NSYSPF10200	NSYSPS6200
NSYSPF12200	NSYSPS6200
NSYSPF12200	NSYSPS8200

Outdoor Heavy Duty enclosures

External dimensions (mm)			Spacial SFHD IP55 - IK10 - RAL 7035		
				Side panels	
H	W	D	Floor-standing enclosure	External fixing	Internal fixing
1262	600	430	NSYSFHD12640	NSY2SPHD124	NSY2SPIHD124
1262	800	430	NSYSFHD12840	NSY2SPHD124	NSY2SPIHD124
1262	1200	430	NSYSFHD1212402D	NSY2SPHD124	NSY2SPIHD124
1281	600	630	NSYSFHD12660	NSY2SPHD126	NSY2SPIHD126
1281	800	630	NSYSFHD12860	NSY2SPHD126	NSY2SPIHD126
1281	1200	630	NSYSFHD1212602D	NSY2SPHD126	NSY2SPIHD126
1662	800	430	NSYSFHD16840	NSY2SPHD164	NSY2SPIHD164
1662	1200	430	NSYSFHD1612402D	NSY2SPHD164	NSY2SPIHD164
1681	600	630	NSYSFHD16660	NSY2SPHD166	NSY2SPIHD166
1681	800	630	NSYSFHD16860	NSY2SPHD166	NSY2SPIHD166
1681	1200	630	NSYSFHD1612602D	NSY2SPHD166	NSY2SPIHD166
2062	800	430	NSYSFHD20840	NSY2SPHD204	NSY2SPIHD204

Electromagnetic protected steel enclosures (EMC)

External dimensions (mm)			Electromagnetic protected steel enclosures Spacial SFHF IP55 - IK10 - RAL 7035	
H	W	D	Enclosures	Side panels
1200	600	600	-	-
1200	600	800	-	-
1200	800	600	-	-
1200	800	800	-	-
1800	600	600	NSYSFHF18660	NSY2SPHF186
1800	800	400	NSYSFHF18840	NSY2SPHF184
1800	800	600	NSYSFHF18860	NSY2SPHF186
2000	600	400	NSYSFHF20640	NSY2SPHF204
2000	600	600	NSYSFHF20660	NSY2SPHF206
2000	600	800	NSYSFHF20680	NSY2SPHF208
2000	600	1000	NSYSFHF206100	NSY2SPHF2010
2000	800	400	NSYSFHF20840	NSY2SPHF204
2000	800	600	NSYSFHF20860	NSY2SPHF206
2000	800	800	NSYSFHF20880	NSY2SPHF208
2000	800	1000	NSYSFHF208100	NSY2SPHF2010
2200	600	600	NSYSFHF22660	NSY2SPHF226
2200	600	800	-	-
2200	600	1000	-	-
2200	800	600	NSYSFHF22860	NSY2SPHF226
2200	800	800	NSYSFHF22880	NSY2SPHF228
2200	800	1000	-	-

(1) IP20 if ventilated plinth.

Other Spacial SF applicative solutions

> Consult the Universal Enclosures general catalog

Solutions for Electrical Distribution, Motor Control Centres, Seismic and Nuclear, Electronic applications, Variable speed drives flush mounting kits, Automobile applications…

IEC 61439-2 (for tested assemblies) for SF and SFP.

Standard coupling kit

Reference
NSYSFBK

Swing 19" rack coupling kit

Reference
NSYSFBK19

Eyebolts

Reference
NSYSFEB

Lifting brackets

Reference
NSYSFELB

Reinforced coupling

Reference
NSYSFBKR

Stainless-steel wall-mounting enclosures

Spacial S3X

External dimensions (mm)			No. of locks	No. of doors	Spacial S3X IP66(1) - IK10(2)				
					304L stainless-steel		316L stainless-steel	304L stainless-steel canopy	Inner door
H	W	D			Plain door	Glazed door**	Plain door		
300	200	150	1	1	NSYS3X3215	-	NSYS3X3215H	NSYTX2015	-
300	250	150	1	1	NSYS3X302515	-	NSYS3X302515H	NSYTX2515	-
300	300	150	1	1	NSYS3X3315	-	NSYS3X3315H	NSYTX3015	-
400	300	150	1	1	NSYS3X4315	-	NSYS3X4315H	NSYTX3015	NSYPIN43
400	300	200	1	1	NSYS3X4320	NSYS3X4320T	NSYS3X4320H	NSYTX3020	NSYPIN43
400	400	200	1	1	NSYS3X4420	-	NSYS3X4420H	NSYTX4020	-
400	600	200	1	1	NSYS3X4620	-	NSYS3X4620H	NSYTX6020	-
500	400	200	2	1	NSYS3X5420	NSYS3X5420T	NSYS3X5420H	NSYTX4020	NSYPIN54
600	400	200	2	1	NSYS3X6420	NSYS3X6420T	NSYS3X6420H	NSYTX4020	NSYPIN64
600	600	250	2	1	NSYS3X6625	-	NSYS3X6625H	NSYTX6025	-
600	1000	300	*	1	NSYS3X601030	-	-	-	-
600	1200	300	*	1	NSYS3X601230	-	-	NSYTX12030	-
700	500	250	2	1	NSYS3X7525	NSYS3X7525T	NSYS3X7525H	NSYTX5025	NSYPIN75
800	600	250	2	1	NSYS3X8625	NSYS3X8625T	NSYS3X8625H	NSYTX6025	NSYPIN86
800	800	300	2	1	NSYS3X8830	-	NSYS3X8830H	NSYTX8030	-
800	1000	300	*	1	NSYS3X801030	-	-	-	-
800	1200	300	*	1	NSYS3X801230	-	-	NSYTX12030	-
1000	800	300	2	1	NSYS3X10830	NSYS3X10830T	NSYS3X10830H	NSYTX8030	NSYPIN108
1000	1000	300	*	2	NSYS3X101030	-	NSYS3X101030H	NSYTX10030	-
1200	800	300	2	1	NSYS3X12830	-	NSYS3X12830H	NSYTX8030	NSYPIN128
1200	1000	300	*	2	NSYS3X121030	-	NSYS3X121030H	NSYTX10030	-

*Three-point closure system.
**The glazed door has no reinforcement.
(1) For the double door: IP55.
(2) For glazed door: IK08.

Set of four stainless-steel wall-fixing lugs

Description	References
Stainless-steel 304L	NSYPFCX
Stainless-steel 316L	NSYPFC2X

Enclosures for explosive atmospheres (ATEX)

Spacial S3XEX IP66 - IK10
304L stainless-steel (316L on request)
NSYS3XEX3215
-
-
-
NSYS3XEX4320
-
-
NSYS3XEX5420
NSYS3XEX6420
-
-
-
NSYS3XEX7525
NSYS3XEX8625
-
-
-
NSYS3XEX10830
-
-
-

Lock systems

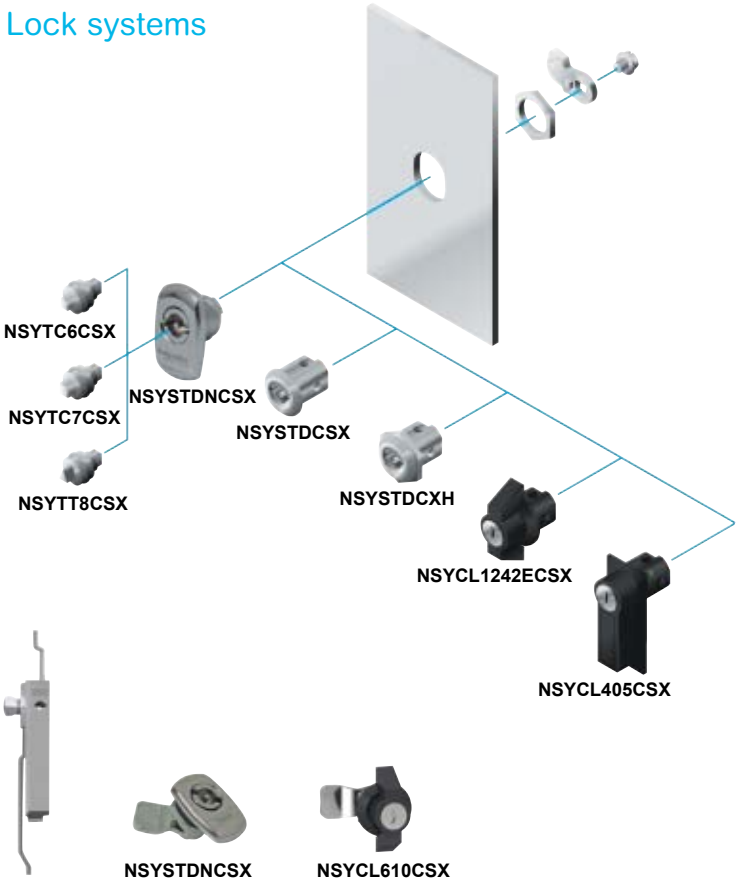

Description	Material	References
Standard 3-mm double-bar lock	Chrome-plated zamak	**NSYSTDNCSX**
Round 3-mm double-bar lock (spare)	Chrome-plated zamak	**NSYSTDCSX**
Round 3-mm double-bar lock	Stainless-steel 304L	**NSYSTDCXH**
8-mm triangular insert	Stainless-steel 304L	**NSYTT8CSX**
7-mm square insert	Stainless-steel 304L	**NSYTC7CSX**
6-mm square insert	Stainless-steel 304L	**NSYTC6CSX**
1242E handle lock	Chrome-plated zamak	**NSYCL1242ECSX**
405 handle lock	Polyamide	**NSYCL405CSX**
610 handle lock	Polyamide	**NSYCL610CSX**
Screw driver insert for handle lock	Zamak	**NSYTSML**
Screw driver insert for handle lock	Zamak	**NSYTSMLS3D**

Stainless-steel floor-standing enclosures

External dimensions (mm)			Spacial SMX IP55 - IK10			Spacial SFX IP66(2) - IK10		
			Number of front doors	Stainless-steel floor-standing monobloc		Number of front doors	Stainless-steel floor-standing suitable 304L(1)	
H	W	D		304L	316L		Suitable enclosure	Set of 2 side panels
1400	1000	300	2	NSYSMX141030	-	-	-	-
1600	600	600	-	-	-	-	-	-
1600	800	400	1	NSYSMX16840	-	-	-	-
1800	600	400	1	NSYSMX18640	-	1	NSYSFX18640	NSY2SPX184
1800	600	600	-	-	-	-	-	-
1800	800	400	1	NSYSMX18840	NSYSMX18840H	1	NSYSFX18840	NSY2SPX184
1800	1200	400	2	NSYSMX181240	NSYSMX181240H	2	NSYSFX181240	NSY2SPX184
1800	1600	400	2	NSYSMX181640	NSYSMX181640H	-	-	-
2000	600	500	-	-	-	1	NSYSFX20650	NSY2SPX205
2000	800	400	-	-	-	1	NSYSFX20840	NSY2SPX204
2000	800	500	1	NSYSMX20850	-	-	-	-
2000	800	600	-	-	-	1	NSYSFX20860	NSY2SPX206
2000	1000	400	2	NSYSMX201040	NSYSMX201040H	-	-	-
2000	1000	600	-	-	-	2	NSYSFX201060	NSY2SPX206
2000	1200	500	2	NSYSMX201250	NSYSMX201250H	-	-	-
2000	1200	600	-	-	-	2	NSYSFX201260	NSY2SPX206
2000	1600	600	2	NSYSMX201660	NSYSMX201660H	-	-	-

(1) 316L stainless-steel enclosures on request.
(2) IP55 for double doors enclosures.

Wall-fixing lugs for SMX

Reference
NSYFCMX

Eyebolts

Reference
NSYSMEB

Hygienic feet for SMX

H (mm)	References
140 to 200	NSYPHX200

Coupling kit

Reference
NSYSFBK19 + NSYSFXJG

Lifting bracket

Reference
NSYPUNX

Door switch for SFX

Reference
NSYDCM20

Closure option

Description	Pack.	References
Spare handle	1	NSYMCSX
5 mm double-bar insert	1	NSYTDB5ME
6 mm square insert	1	NSYTC6ME
7 mm square insert	1	NSYTC7ME
8 mm square insert	1	NSYTC8ME
6.5 mm triangular insert	1	NSYTT6ME
8 mm triangular insert	1	NSYTT8ME
Padlocking device	1	NSYBCME
Barrel and key 405ME	1	NSYTCL405ME
Barrel and key 610	1	NSYTCL610ME
Barrel and key 1242E	1	NSYTL1242EME

Top-mounting accessories Canopy for SMX and SFX

For enclosures with dimensions (mm)		References	
W	D	SMX	SFX
600	400	NSYSCX6040	NSYSCX6040
600	500	NSYSCX6050	NSYSCX6050
800	400	NSYSCX8040	NSYSCX8040
800	500	NSYSCX8050	-
800	600	NSYSCX8060	NSYSCX8060
1000	300	NSYSCX10030	-
1000	400	NSYSCX10040	-
1000	600	NSYSCX10060	NSYSCX10060
1200	400	NSYSCX12040	NSYSCX12040
1200	500	NSYSCX12050	-
1200	600	NSYSCX12060	NSYSCX12060
1600	400	NSYSCX16040	-
1600	600	NSYSCX16060	-

Plinth height 100 mm (4 corners + front and back)

Plinth height 100 mm (Set of 2 side panels)

Plinth height 200 mm (4 corners + front and back)

Plinth height 200 mm (Set of 2 side panels)

External dimensions (mm)			Stainless-steel plinths Stainless-steel, AISI 304L				Stainless-steel plinths Stainless-steel, AISI 316L			
			Plinth height 100 mm		Plinth height 200 mm		Plinth height 100 mm		Plinth height 200 mm	
H	W	D	Kit (4 corners + front and back)	Set of 2 side panels	Kit (4 corners + front and back)	Set of 2 side panels (x2)	Kit (4 corners + front and back)	Set of 2 side panels	Kit (4 corners + front and back)	Set of 2 side panels (x2)
1400	1000	300	NSYSPFX10100	NSYSPSX3100*	NSYSPFX10200	NSYSPSX3200*	NSYSPFX10100H	NSYSPSX3100H*	NSYSPFX10200H	NSYSPSX3200H*
1600	800	400	NSYSPFX8100	NSYSPSX4100**	NSYSPFX8200	NSYSPSX4200**	NSYSPFX8100H	NSYSPSX4100H	NSYSPFX8200H	NSYSPSX4200H
1800	600	400	NSYSPFX6100	NSYSPSX4100**	NSYSPFX6200	NSYSPSX4200**	-	NSYSPSX4100H	-	NSYSPSX4200H
1800	800	400	NSYSPFX8100	NSYSPSX4100**	NSYSPFX8200	NSYSPSX4200**	NSYSPFX8100H	NSYSPSX4100H	NSYSPFX8200H	NSYSPSX4200H
1800	1200	400	NSYSPFX12100	NSYSPSX4100**	NSYSPFX12200	NSYSPSX4200**	NSYSPFX12100H	NSYSPSX4100H	NSYSPFX12200H	NSYSPSX4200H
1800	1600	400	NSYSPFX16100*	NSYSPSX4100**	NSYSPFX16200*	NSYSPSX4200**	NSYSPFX16100H*	NSYSPSX4100H	NSYSPFX16200H*	NSYSPSX4200H
2000	600	500	NSYSPFX6100	NSYSPSX5100**	NSYSPFX6200	NSYSPSX5200**	-	NSYSPSX5100H	-	NSYSPSX5200H
2000	800	400	NSYSPFX8100	NSYSPSX4100**	NSYSPFX8200	NSYSPSX4200**	NSYSPFX8100H	NSYSPSX4100H	NSYSPFX8200H	NSYSPSX4200H
2000	800	500	NSYSPFX8100	NSYSPSX5100**	NSYSPFX8200	NSYSPSX5200**	NSYSPFX8100H	NSYSPSX5100H	NSYSPFX8200H	NSYSPSX5200H
2000	800	600	NSYSPFX8100	NSYSPSX6100**	NSYSPFX8200	NSYSPSX6200**	NSYSPFX8100H	NSYSPSX6100H	NSYSPFX8200H	NSYSPSX6200H
2000	1000	400	NSYSPFX10100	NSYSPSX4100**	NSYSPFX10200	NSYSPSX4200**	NSYSPFX10100H	NSYSPSX4100H	NSYSPFX10200H	NSYSPSX4200H
2000	1000	600	NSYSPFX10100	NSYSPSX6100**	NSYSPFX10200	NSYSPSX6200**	NSYSPFX10100H	NSYSPSX6100H	NSYSPFX10200H	NSYSPSX6200H
2000	1200	500	NSYSPFX12100	NSYSPSX5100**	NSYSPFX12200	NSYSPSX5200**	NSYSPFX12100H	NSYSPSX5100H	NSYSPFX12200H	NSYSPSX5200H
2000	1200	600	NSYSPFX12100	NSYSPSX6100**	NSYSPFX12200	NSYSPSX6200**	NSYSPFX12100H	NSYSPSX6100H	NSYSPFX12200H	NSYSPSX6200H
2000	1600	600	NSYSPFX16100*	NSYSPSX6100**	NSYSPFX16200*	NSYSPSX6200**	NSYSPFX16100H*	NSYSPSX6100H	NSYSPFX16200H*	NSYSPSX6200H

* Only for Spacial SMX.
** References for Spacial SMX. For Spacial SFX, add "SF": NSYSPSX••••SF.

Spacial SDX, SDCX — Stainless-steel HMI enclosures

Stainless-steel control desks

Spacial SDX IP55 - IK10					316L stainless-steel plinth, height 100 mm		316L stainless-steel plinth, height 200 mm		Spacial SDCX Modular Console references			Blanking covers
Dimensions (mm)			Control desk references	No. of front doors	Front + corner	Side	Front + corner	Side	Modular Console Width (mm)	Depth: 200 mm	Depth: 300 mm	
H	W	D										
1000	600	500	NSYSDX6	1	NSYSPXF6100H	NSYSPXS5100H	NSYSPXF6200H	2 x NSYSPXS5100H	400	NSYSDCX42	NSYSDCX43	NSYRPX2
1000	600	500	NSYSDX6	1	NSYSPXF6100H	NSYSPXS5100H	NSYSPXF6200H	2 x NSYSPXS5100H	600	NSYSDCX62	NSYSDCX63	-
1000	800	500	NSYSDX8	1	NSYSPXF8100H	NSYSPXS5100H	NSYSPXF8200H	2 x NSYSPXS5100H	400	NSYSDCX42	NSYSDCX43	2 x NSYRPX2
1000	800	500	NSYSDX8	1	NSYSPXF8100H	NSYSPXS5100H	NSYSPXF8200H	2 x NSYSPXS5100H	400	2 x NSYSDCX42	2 x NSYSDCX43	-
1000	800	500	NSYSDX8	1	NSYSPXF8100H	NSYSPXS5100H	NSYSPXF8200H	2 x NSYSPXS5100H	600	NSYSDCX62	NSYSDCX63	NSYRPX2
1000	1000	500	NSYSDX10	2	NSYSPXF10100H	NSYSPXS5100H	NSYSPXF10200H	2 x NSYSPXS5100H	400	NSYSDCX42	NSYSDCX43	3 x NSYRPX2
1000	1000	500	NSYSDX10	2	NSYSPXF10100H	NSYSPXS5100H	NSYSPXF10200H	2 x NSYSPXS5100H	600	NSYSDCX62	NSYSDCX63	2 x NSYRPX2
1000	1000	500	NSYSDX10	2	NSYSPXF10100H	NSYSPXS5100H	NSYSPXF10200H	2 x NSYSPXS5100H	600	NSYSDCX62	NSYSDCX63	2 x NSYRPX2
1000	1000	500	NSYSDX10	2	NSYSPXF10100H	NSYSPXS5100H	NSYSPXF10200H	2 x NSYSPXS5100H	400 + 600	NSYSDCX42 + NSYSDCX62	NSYSDCX43 + NSYSDCX63	-
1000	1200	500	NSYSDX12	2	NSYSPXF12100H	NSYSPXS5100H	NSYSPXF12200H	2 x NSYSPXS5100H	400	NSYSDCX42	NSYSDCX43	4 x NSYRPX2
1000	1200	500	NSYSDX12	2	NSYSPXF12100H	NSYSPXS5100H	NSYSPXF12200H	2 x NSYSPXS5100H	400 + 600	NSYSDCX42 + NSYSDCX62	NSYSDCX43 + NSYSDCX63	NSYRPX2
1000	1200	500	NSYSDX12	2	NSYSPXF12100H	NSYSPXS5100H	NSYSPXF12200H	2 x NSYSPXS5100H	600	NSYSDCX62	NSYSDCX63	3 x NSYRPX2
1000	1200	500	NSYSDX12	2	NSYSPXF12100H	NSYSPXS5100H	NSYSPXF12200H	2 x NSYSPXS5100H	600	NSYSDCX62	NSYSDCX63	3 x NSYRPX2
1000	1200	500	NSYSDX12	2	NSYSPXF12100H	NSYSPXS5100H	NSYSPXF12200H	2 x NSYSPXS5100H	600	2 x NSYSDCX62	2 x NSYSDCX63	-

Thermoplastic industrial boxes

Thalassa TBS and TBP

Low covers													
Overall external dimensions (mm)			Overall internal dimensions (mm)			Body (mm)	Cover (mm)	Minor pack.	Cover screw	Thalassa TBS IP66 - IK07 - RAL 7035		Thalassa TBP IP66 - IK08 - RAL 7035	
										ABS boxes		PC-UL boxes	
										Cover		Cover	
H	W	D	H	W	D					Opaque	Transparent	Opaque	Transparent
74	74	54	65	65	47	37	10	5	Metal	NSYTBS775	-	NSYTBP775	-
89	89	54	80	80	47	37	10	5	Metal	NSYTBS885	-	NSYTBP885	-
116	74	62	105	65	55	45	10	5	Metal	NSYTBS1176	-	NSYTBP1176	-
116	116	62	105	105	55	45	10	5	Plastic	NSYTBS11116	-	NSYTBP11116	-
138	93	72	125	80	65	45	20	2	Plastic	NSYTBS1397	NSYTBS1397T	NSYTBP1397	NSYTBP1397T
164	121	87	150	105	80	60	20	2	Plastic	NSYTBS16128	NSYTBS16128T	NSYTBP16128	NSYTBP16128T
192	121	87	175	105	80	60	20	2	Plastic	NSYTBS19128	NSYTBS19128T	NSYTBP19128	NSYTBP19128T
192	164	87	175	150	80	60	20	1	Plastic	NSYTBS19168	NSYTBS19168T	NSYTBP19168	NSYTBP19168T
241	194	87	225	175	80	60	20	1	Plastic	NSYTBS24198	NSYTBS24198T	NSYTBP24198	NSYTBP24198T
241	194	107	225	175	100	80	20	1	Plastic	NSYTBS241910	NSYTBS241910T	NSYTBP241910	NSYTBP241910T
291	241	88	275	225	80	60	20	1	Plastic	NSYTBS29248	NSYTBS29248T	NSYTBP29248	NSYTBP29248T
291	241	128	275	225	120	100	20	1	Plastic	NSYTBS292412	NSYTBS292412T	NSYTBP292412	NSYTBP292412T
341	291	128	325	275	120	100	20	1	Plastic	NSYTBS342912	NSYTBS342912T	NSYTBP342912	NSYTBP342912T

Thalassa PLS

Insulating modular boxes

Dimensions (mm)			Thalassa PLS IP65 - IK09 - RAL 7035		
			Complete box		
H	W	D	Transparent cover	Opaque cover	Polyester cover
180	270	180	NSYPLS1827G	NSYPLSC1827G	NSYPLSP1827G
270	270	180	NSYPLS2727G	NSYPLSC2727G	NSYPLSP2727G
270	270	230	NSYPLS2727AG	NSYPLSC2727AG	-
270	360	180	NSYPLS2736G	NSYPLSC2736G	NSYPLSP2736G
270	360	230	NSYPLS2736AG	NSYPLSC2736AG	-
270	540	180	NSYPLS2754G	NSYPLSC2754G	NSYPLSP2754G
270	540	230	NSYPLS2754AG	NSYPLSC2754AG	-
360	360	180	NSYPLS3636G	NSYPLSC3636G	NSYPLSP3636G
360	540	180	NSYPLS3654G	NSYPLSC3654G	NSYPLSP3654G
360	540	230	NSYPLS3654AG	NSYPLSC3654AG	-
360	720	230	NSYPLS3672AG	NSYPLSC3672AG	-
540	540	180	NSYPLS5454G	NSYPLSC5454G	NSYPLSP5454G
540	540	230	NSYPLS5454AG	NSYPLSC5454AG	-
540	720	230	NSYPLS5472AG	NSYPLSC5472AG	-

External dimensions (mm)			Thalassa PLS for modular distribution application - RAL 7035			
H	W	D	Number of 18 mm modules	Number of rows	Approximate weight (kg)	References
180	270	180	12	1	1.7	NSYPLS1827DLS12G
270	270	180	24	2	2.5	NSYPLS2727DLS24G
360	270	180	24	2	2.7	NSYPLS3627DLS24G
360	270	180	36	3	2.8	NSYPLS3627DLS36G
540	270	180	48	4	3.8	NSYPLS5427DLS48G

Wall-fixing lugs



Name	References
Steel mounting lugs	NSYPF27N
Stainless-steel mounting lugs	NSYPF27X

High covers													
Overall external dimensions (mm)			Overall internal dimensions (mm)			Body (mm)	Cover (mm)	Minor pack.	Cover screw	Thalassa TBS IP66 - IK07 - RAL 7035		Thalassa TBP IP66 - IK08 - RAL 7035	
										ABS boxes		PC-UL boxes	
										Cover		Cover	
H	W	D	H	W	D					Opaque	Transparent	Opaque	Transparent
116	74	94	105	65	85	45	40	3	Metal	NSYTBS1179H	-	-	-
116	116	133	105	105	125	45	80	2	Plastic	NSYTBS111113H	-	-	-
192	121	105	175	105	100	60	40	2	Plastic	NSYTBS191210H	NSYTBS191210HT	NSYTBP191210H	NSYTBP191210HT
192	164	105	175	150	100	60	40	1	Plastic	NSYTBS191610H	NSYTBS191610HT	NSYTBP191610H	NSYTBP191610HT
241	194	107	225	175	100	60	40	1	Plastic	NSYTBS241910H	NSYTBS241910HT	NSYTBP241910H	NSYTBP241910HT
241	194	127	225	175	120	80	40	1	Plastic	NSYTBS241912H	NSYTBS241912HT	NSYTBP241912H	NSYTBP241912HT
291	241	128	275	225	120	60	60	1	Plastic	NSYTBS292412H	NSYTBS292412HT	NSYTBP292412H	NSYTBP292412HT
291	241	168	275	225	160	100	60	1	Plastic	NSYTBS292416H	NSYTBS292416HT	NSYTBP292416H	NSYTBP292416HT
341	291	168	325	275	160	100	60	1	Plastic	NSYTBS342916H	NSYTBS342916HT	NSYTBP342916H	NSYTBP342916HT

Rear 135 mm	Low covers: 45 mm			High covers: 95 mm	
	Transparent	Opaque	Polyester	Transparent	Opaque
NSYFPLS1827G	NSYTPLS1827	NSYTPLSC1827G	NSYTPLSP1827G	-	-
NSYFPLS2727G	NSYTPLS2727	NSYTPLSC2727G	NSYTPLSP2727G	-	-
NSYFPLS2727G	-	-	-	NSYTPLS2727A	NSYTPLSC2727AG
NSYFPLS2736G	NSYTPLS2736	NSYTPLSC2736G	NSYTPLSP2736G	-	-
NSYFPLS2736G	-	-	-	NSYTPLS2736A	NSYTPLSC2736AG
NSYFPLS2754G	NSYTPLS2754	NSYTPLSC2754G	NSYTPLSP2754G	-	-
NSYFPLS2754G	-	-	-	NSYTPLS2754A	NSYTPLSC2754AG
NSYFPLS3636G	NSYTPLS3636	NSYTPLSC3636G	NSYTPLSP3636G	-	-
NSYFPLS3654G	NSYTPLS3654	NSYTPLSC3654G	NSYTPLSP3654G	-	-
NSYFPLS3654G	-	-	-	NSYTPLS3654A	NSYTPLSC3654AG
NSYFPLS3672G	-	-	-	NSYTPLS3672A	NSYTPLSC3672AG
NSYFPLS5454G	NSYTPLS5454	NSYTPLSC5454G	NSYTPLSP5454G	-	-
NSYFPLS5454G	-	-	-	NSYTPLS5454A	NSYTPLSC5454AG
NSYFPLS5472G	-	-	-	NSYTPLS5472A	NSYTPLSC5472AG

Post-fixing device

For installation on a surface with dimensions (mm)	References
270	NSYFSP27270
360	NSYFSP27360
540	NSYFSP27540

Coupling frames

Opening (mm)	Full-opening frame	Partial-opening frame
110	NSYUM27180	-
200	NSYUM27270	NSYUCC270 (1)
290	NSYUM27360	NSYUCC360 (1)

(1) References by unit. Order by multiples of 10 units (10, 20, 30, etc.).

Side plates

Side plates (mm)	References
200	NSYTL27270G
290	NSYTL27360G

Polyester wall-mounting enclosures

Thalassa PLM

External dimensions (mm)			Thalassa PLM IP66 - IK10(1) - RAL 7035					
			ABS/PC wall-mounting enclosures		Polyester wall-mounting enclosures			
H	W	D	Plain door	Transp. door	Plain door	Transp. door	Plain door 3-point closure	Transp. door 3-point closure
310	215	160	**NSYPLM32G**	**NSYPLM32TG**	-	-	-	-
308	255	160	-	-	**NSYPLM3025G**	**NSYPLM3025TG**	-	-
430	330	200	-	-	**NSYPLM43G**	**NSYPLM43TG**	**NSYPLM43VG**	**NSYPLM43TVG**
530	430	200	-	-	**NSYPLM54G**	**NSYPLM54TG**	**NSYPLM54VG**	**NSYPLM54TVG**
647	436	250	-	-	**NSYPLM64G**	**NSYPLM64TG**	**NSYPLM64VG**	**NSYPLM64TVG**
747	536	300	-	-	**NSYPLM75G**	**NSYPLM75TG**	**NSYPLM75VG**	**NSYPLM75TVG**
847	636	300	-	-	**NSYPLM86G**	**NSYPLM86TG**	**NSYPLM86VG**	**NSYPLM86TVG**
1056	852	350	-	-	**NSYPLM108G**	**NSYPLM108TG**	-	-

(1) Transparent doors: IK08.

Options to transform the locks with double-bar inserts

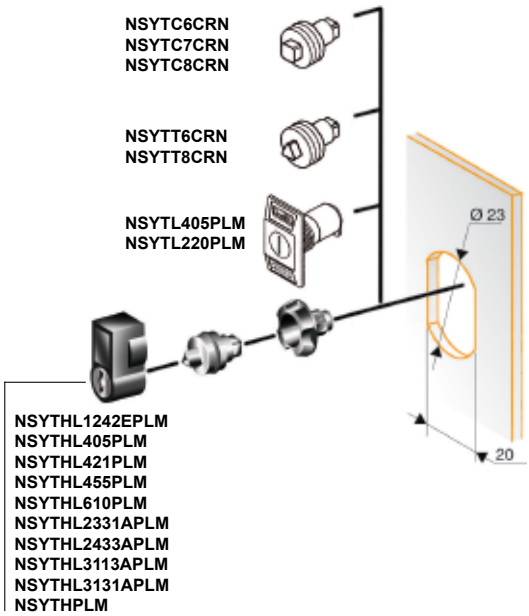

Name	References
6 mm male square	**NSYTC6CRN**
7 mm male square	**NSYTC7CRN**
8 mm male square	**NSYTC8CRN**
6.5 mm male triangle	**NSYTT6CRN**
8 mm male triangle	**NSYTT8CRN**
Lock and key 405	**NSYTL405PLM**
Lock and key 220	**NSYTL220PLM**

Type of barrel	References
Key 1242 E	**NSYTHL1242EPLM**
Key 405	**NSYTHL405PLM**
Key 421	**NSYTHL421PLM**
Key 455	**NSYTHL455PLM**
Key 610	**NSYTHL610PLM**
Key 2331 A	**NSYTHL2331APLM**
Key 2433 A	**NSYTHL2433APLM**
Key 3113 A	**NSYTHL3113APLM**
Key 3131A	**NSYTHL3131APLM**
Manual	**NSYTHPLM**

NB: Not suitable for PLM108

Water drain plug

Name	Reference
Water drain plug	**NSYVEA9**

Ventilation louvres

Name	Reference
Ventilation louvres	**NSYCAG35LP**

PLM range accessories							
Step slides	Padlocking	Post-fixing device	Floor-mounting pillar	Coupling frame	Cable-gland plate	Internal door	Blanking plates
-	-	-	-	-	-	-	NSYCEPLMAG
-	-	-	-	-	-	NSYPA3025PLMG	-
NSYDPLM200	NSYKPLM	NSYSFP300	-	-	-	NSYPAP43G	NSYCEPLMBG
NSYDPLM200	NSYKPLM	NSYSFP400	NSYSFSPLMG	-	-	NSYPAP54G	NSYCEPLMBG
NSYDPLM250	NSYKPLM	NSYSFP400	NSYSFSPLMG	-	-	NSYPAP64G	NSYCEPLMCG
NSYDPLM300	NSYKPLM	NSYSFP500	-	NSYBUPLMG	NSYTLA4420G	NSYPAP75G	NSYCEPLMCG
NSYDPLM300	NSYKPLM	NSYSFP600	-	NSYBUPLMG	NSYTLA4420G	NSYPAP86G	NSYCEPLMCG
NSYDPLM350	NSYBCPL	-	-	NSYBU108PLMG	NSYTLA6420G	NSYPAP108G	-

Wall-fixing lugs

NSYPFPLM32

NSYPFPLM

NSYPFXPLM

Material	References
Polyamide	**NSYPFPLMG** **NSYPFPLM32G**(1)
Stainless-steel	**NSYPFXPLM**

(1) Exclusive for enclosures ref. **NSYPLM32G** and **NSYPLM32TG**.

ZM plinth for PLM enclosure

For enclosure				Plinth RAL 7035				Cable opening area	
H	W	D	References	H	W	D	References	W	D
747	536	300	**NSYPLM75G**	200	456	302	**NSYZM253G**	256	252
847	636	300	**NSYPLM86G**	200	556	302	**NSYZM263G**	356	252
1056	852	350	**NSYPLM108G**	200	772	352	**NSYZM283G**	572	302

Thalassa PLA, PLAT

Polyester floor-standing enclosures

Thalassa PLA(Z)

External dimensions (mm)				Thalassa PLA(Z) IP65(1) - IK10(2) - RAL 7035				
				Completely sealed enclosures		Enclosures with plinth-type open bottom part	Canopy	Cable-entry plate
				References of enclosures with door				
H	W	D	No. of doors	Plain	Glazed	Plain		
500	500	320	1	NSYPLA553G	NSYPLA553TG	NSYPLAZ553G	NSYTJPLA53G	NSYECPLAZ53G
500	500	420	1	NSYPLA554G	NSYPLA554TG	NSYPLAZ554G	NSYTJPLA54G	NSYECPLAZ54G
500	750	320	1	NSYPLA573G	NSYPLA573TG	NSYPLAZ573G	NSYTJPLA73G	NSYECPLAZ73G
500	750	420	1	NSYPLA574G	NSYPLA574TG	NSYPLAZ574G	NSYTJPLA74G	NSYECPLAZ74G
500	1000	320	2	NSYPLA5103G	NSYPLA5103TG	NSYPLAZ5103G	NSYTJPLA103G	NSYECPLAZ103G
500	1000	420	2	NSYPLA5104G	NSYPLA5105T	NSYPLAZ5104G	NSYTJPLA104G	NSYECPLAZ104G
500	1250	320	2	NSYPLA5123G	NSYPLA5123TG	NSYPLAZ5123G	NSYTJPLA123G	NSYECPLAZ123G
500	1250	420	2	NSYPLA5124G	NSYPLA5124TG	NSYPLAZ5124G	NSYTJPLA124G	NSYECPLAZ124G
750	500	320	1	NSYPLA753G	NSYPLA753TG	NSYPLAZ753G	NSYTJPLA53G	NSYECPLAZ53G
750	500	420	1	NSYPLA754G	NSYPLA754TG	NSYPLAZ754G	NSYTJPLA73G	NSYECPLAZ54G
750	750	320	1	NSYPLA773G	NSYPLA773TG	NSYPLAZ773G	NSYTJPLA103G	NSYECPLAZ73G
750	750	420	1	NSYPLA774G	NSYPLA774TG	NSYPLAZ774G	NSYTJPLA123G	NSYECPLAZ74G
750	750	620	1	NSYPLA776G	NSYPLA776TG	NSYPLAZ776G	NSYTJPLA76G	NSYECPLAZ76G
750	1000	320	2	NSYPLA7103G	NSYPLA7103TG	NSYPLAZ7103G	NSYTJPLA74G	NSYECPLAZ103G
750	1000	420	2	NSYPLA7104G	NSYPLA7104TG	NSYPLAZ7104G	NSYTJPLA76G	NSYECPLAZ104G
750	1250	320	2	NSYPLA7123G	NSYPLA7123TG	NSYPLAZ7123G	NSYTJPLA104G	NSYECPLAZ123G
750	1250	420	2	NSYPLA7124G	NSYPLA7124TG	NSYPLAZ7124G	NSYTJPLA124G	NSYECPLAZ124G
1000	500	320	1	NSYPLA1053G	NSYPLA1053TG	NSYPLAZ1053G	NSYTJPLA53G	NSYECPLAZ53G
1000	500	420	1	NSYPLA1054G	NSYPLA1054TG	NSYPLAZ1054G	NSYTJPLA54G	NSYECPLAZ54G
1000	750	320	1	NSYPLA1073G	NSYPLA1073TG	NSYPLAZ1073G	NSYTJPLA73G	NSYECPLAZ73G
1000	750	420	1	NSYPLA1074G	NSYPLA1074TG	NSYPLAZ1074G	NSYTJPLA74G	NSYECPLAZ74G
1000	1000	320	2	NSYPLA10103G	NSYPLA10103TG	NSYPLAZ10103G	NSYTJPLA103G	NSYECPLAZ103G
1000	1000	420	2	NSYPLA10104G	NSYPLA10104TG	NSYPLAZ10104G	NSYTJPLA104G	NSYECPLAZ104G
1000	1250	320	2	NSYPLA10123G	NSYPLA10123TG	NSYPLAZ10123G	NSYTJPLA123G	NSYECPLAZ123G
1000	1250	420	2	NSYPLA10124G	NSYPLA10124TG	NSYPLAZ10124G	NSYTJPLA124G	NSYECPLAZ124G
1250	500	320	1	NSYPLA1253G	NSYPLA1253TG	NSYPLAZ1253G	NSYTJPLA53G	NSYECPLAZ53G
1250	500	420	1	NSYPLA1254G	NSYPLA1254TG	NSYPLAZ1254G	NSYTJPLA73G	NSYECPLAZ73G
1250	750	320	1	NSYPLA1273G	NSYPLA1273TG	NSYPLAZ1273G	NSYTJPLA103G	NSYECPLAZ103G
1250	750	420	1	NSYPLA1274G	NSYPLA1274TG	NSYPLAZ1274G	NSYTJPLA123G	NSYECPLAZ123G
1250	750	620	1	NSYPLA1276G	NSYPLA1276TG	NSYPLAZ1276G	NSYTJPLA126G	NSYECPLAZ126G
1250	1000	320	2	NSYPLA12103G	NSYPLA12103TG	NSYPLAZ12103G	NSYTJPLA74G	NSYECPLAZ74G
1250	1000	420	2	NSYPLA12104G	NSYPLA12104TG	NSYPLAZ12104G	NSYTJPLA76G	NSYECPLAZ76G
1250	1250	320	2	NSYPLA12123G	NSYPLA12123TG	NSYPLAZ12123G	NSYTJPLA104G	NSYECPLAZ104G
1250	1250	420	2	NSYPLA12124G	NSYPLA12124TG	NSYPLAZ12124G	NSYTJPLA124G	NSYECPLAZ124G
1250	1250	620	2	NSYPLA12126G	NSYPLA12126TG	NSYPLAZ12126G	NSYTJPLA126G	NSYECPLAZ126G
1500	500	320	1	NSYPLA1553G	NSYPLA1553TG	NSYPLAZ1553G	NSYTJPLA53G	NSYECPLAZ53G
1500	500	420	1	NSYPLA1554G	NSYPLA1554TG	NSYPLAZ1554G	NSYTJPLA73G	NSYECPLAZ73G
1500	750	320	1	NSYPLA1573G	NSYPLA1573TG	NSYPLAZ1573G	NSYTJPLA103G	NSYECPLAZ103G
1500	750	420	1	NSYPLA1574G	NSYPLA1574TG	NSYPLAZ1574G	NSYTJPLA123G	NSYECPLAZ123G
1500	750	620	1	NSYPLA1576G	NSYPLA1576TG	NSYPLAZ1576G	-	-
1500	1000	320	2	NSYPLA15103G	NSYPLA15103TG	NSYPLAZ15103G	NSYTJPLA74G	NSYECPLAZ74G
1500	1000	420	2	NSYPLA15104G	NSYPLA15104TG	NSYPLAZ15104G	NSYTJPLA76G	NSYECPLAZ76G
1500	1250	320	2	NSYPLA15123G	NSYPLA15123TG	NSYPLAZ15123G	NSYTJPLA104G	NSYECPLAZ104G
1500	1250	420	2	NSYPLA15124G	NSYPLA15124TG	NSYPLAZ15124G	NSYTJPLA124G	NSYECPLAZ124G
1500	1250	620	2	NSYPLA15126G	NSYPLA15126TG	NSYPLAZ15126G	-	-
2000	750	420	1	NSYPLA2074G	NSYPLA2074TG	NSYPLAZ2074G	-	-

(1) Open bottom: IP54. (2) Glazed door: IK08.

Plinths for PLA(T) type enclosures

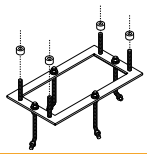

For enclosure			200 mm ZA plinth - RAL 7035	60 mm N plinth - RAL 7035	Floor-fixing frame
W	D	References	References	References	
500	320	NSYPLA(T)●53G	NSYZA253G	NSYZNPLA53G	NSYMFPLAZ53
750	320	NSYPLA(T)●73G	NSYZA273G	NSYZNPLA73G	NSYMFPLAZ73
1000	320	NSYPLA(T)●103G	NSYZA2103G	NSYZNPLA103G	NSYMFPLAZ103
1250	320	NSYPLA(T)●123G	NSYZA2123G	NSYZNPLA123G	NSYMFPLAZ123
500	420	NSYPLA(T)●54G	NSYZA254G	NSYZNPLA54G	NSYMFPLAZ54
1000	420	NSYPLA(T)●104G	NSYZA2104G	NSYZNPLA104G	NSYMFPLAZ104
1250	420	NSYPLA(T)●124G	NSYZA2124G	NSYZNPLA124G	NSYMFPLAZ124
750	620	NSYPLA(T)●76G	NSYZA276G	-	NSYMFPLAZ76
1250	620	NSYPLA(T)●126G	NSYZA2126G	-	NSYMFPLAZ126
750	420	NSYPLA(T)●74G	NSYZA274G	NSYZNPLA74G	NSYMFPLAZ74

Thalassa PLA(Z)T

Thalassa PLA(Z)T IP44 - IK10 - RAL 7035		Horizontal coupling kits	Inner door	Heavy Duty range			
With ventilated canopy	With plinth-type open bottom part and ventilated canopy			Outdoor Heavy Duty enclosures		Ventilated ZZ plinths 200 mm	Roof ventilation module
With door	With door			With door			
Plain	Plain			Anti-posting	Plain		
NSYPLAT553G	NSYPLAZT553G	NSYMUPLA53G	NSYPAPLA55G	NSYPHDT553	NSYPHDT553P	-	-
NSYPLAT554G	NSYPLAZT554G	NSYMUPLA54G	NSYPAPLA55G	-	-	-	-
NSYPLAT573G	NSYPLAZT573G	NSYMUPLA53G	NSYPAPLA57G	-	-	-	-
NSYPLAT574G	NSYPLAZT574G	NSYMUPLA54G	NSYPAPLA57G	-	-	-	-
NSYPLAT5103G	NSYPLAZT5103G	NSYMUPLA53G	2 x NSYPAPLA55G	-	-	-	-
NSYPLAT5104G	NSYPLAZT5104G	NSYMUPLA54G	2 x NSYPAPLA55G	-	-	-	-
NSYPLAT5123G	NSYPLAZT5123G	NSYMUPLA53G	NSYPAPLA55G + NSYPAPLA57G	-	-	-	-
NSYPLAT5124G	NSYPLAZT5124G	NSYMUPLA54G	NSYPAPLA55G + NSYPAPLA57G	-	-	-	-
NSYPLAT753G	NSYPLAZT753G	NSYMUPLA73G	NSYPAPLA75G	NSYPHDT753	NSYPHDT753P	-	-
NSYPLAT754G	NSYPLAZT754G	NSYMUPLA74G	NSYPAPLA75G	-	-	-	-
NSYPLAT773G	NSYPLAZT773G	NSYMUPLA73G	NSYPAPLA77G	-	-	-	-
NSYPLAT774G	NSYPLAZT774G	NSYMUPLA74G	NSYPAPLA77G	NSYPHDZT774	NSYPHDZT774P	NSYZZ274VHD	NSYPCVR74HD
NSYPLAT776G	NSYPLAZT776G	NSYMUPLA76G	NSYPAPLA77G	NSYPHDZT776	NSYPHDZT776P	NSYZZ276VHD	NSYPCVR76HD
NSYPLAT7103G	NSYPLAZT7103G	NSYMUPLA73G	2 x NSYPAPLA75G	-	-	-	-
NSYPLAT7104G	NSYPLAZT7104G	NSYMUPLA74G	2 x NSYPAPLA75G	-	-	-	-
NSYPLAT7123G	NSYPLAZT7123G	NSYMUPLA73G	NSYPAPLA75G + NSYPAPLA77G	-	-	-	-
NSYPLAT7124G	NSYPLAZT7124G	NSYMUPLA74G	NSYPAPLA75G + NSYPAPLA77G	-	-	-	-
NSYPLAT1053G	NSYPLAZT1053G	NSYMUPLA103G	NSYPAPLA105G	-	-	-	-
NSYPLAT1054G	NSYPLAZT1054G	NSYMUPLA104G	NSYPAPLA105G	NSYPHDZT1054	NSYPHDZT1054P	NSYZZ254VHD	NSYPCVR54HD
NSYPLAT1073G	NSYPLAZT1073G	NSYMUPLA103G	NSYPAPLA107G	-	-	-	-
NSYPLAT1074G	NSYPLAZT1074G	NSYMUPLA104G	NSYPAPLA107G	NSYPHDZT1074	NSYPHDZT1074P	NSYZZ274VHD	NSYPCVR74HD
NSYPLAT10103G	NSYPLAZT10103G	NSYMUPLA103G	2 x NSYPAPLA105G	-	-	-	-
NSYPLAT10104G	NSYPLAZT10104G	NSYMUPLA104G	2 x NSYPAPLA105G	-	-	-	-
NSYPLAT10123G	NSYPLAZT10123G	NSYMUPLA103G	NSYPAPLA105 + NSYPAPLA107G	-	-	-	-
NSYPLAT10124G	NSYPLAZT10124G	NSYMUPLA104G	NSYPAPLA105 + NSYPAPLA107G	-	-	-	-
NSYPLAT1253G	NSYPLAZT1253G	NSYMUPLA123G	NSYPAPLA125G	-	-	-	-
NSYPLAT1254G	NSYPLAZT1254G	NSYMUPLA124G	NSYPAPLA125G	NSYPHDZT1254	NSYPHDZT1254P	NSYZZ254VHD	NSYPCVR54HD
NSYPLAT1273G	NSYPLAZT1273G	NSYMUPLA123G	NSYPAPLA127G	-	-	-	-
NSYPLAT1274G	NSYPLAZT1274G	NSYMUPLA124G	NSYPAPLA127G	NSYPHDZT1274	NSYPHDZT1274P	NSYZZ274VHD	NSYPCVR74HD
NSYPLAT1276G	NSYPLAZT1276G	NSYMUPLA126G	NSYPAPLA127G	NSYPHDZT1276	NSYPHDZT1276P	NSYZZ276VHD	NSYPCVR76HD
NSYPLAT12103G	NSYPLAZT12103G	NSYMUPLA123G	2 x NSYPAPLA125G	-	-	-	-
NSYPLAT12104G	NSYPLAZT12104G	NSYMUPLA124G	2 x NSYPAPLA125G	-	-	-	-
NSYPLAT12123G	NSYPLAZT12123G	NSYMUPLA123G	NSYPAPLA125G + NSYPAPLA127G	-	-	-	-
NSYPLAT12124G	NSYPLAZT12124G	NSYMUPLA124G	NSYPAPLA125G + NSYPAPLA127G	NSYPHDZT12124	NSYPHDZT12124P	NSYZZ2124VHD	NSYPCVR124HD
NSYPLAT12126G	NSYPLAZT12126G	NSYMUPLA126G	NSYPAPLA125G + NSYPAPLA127G	NSYPHDZT12126	NSYPHDZT12126P	NSYZZ2126VHD	NSYPCVR126HD
NSYPLAT1553G	NSYPLAZT1553G	NSYMUPLA153G	NSYPAPLA155G	-	-	-	-
NSYPLAT1554G	NSYPLAZT1554G	NSYMUPLA154G	NSYPAPLA155G	-	-	-	-
NSYPLAT1573G	NSYPLAZT1573G	NSYMUPLA153G	NSYPAPLA157G	-	-	-	-
NSYPLAT1574G	NSYPLAZT1574G	NSYMUPLA154G	NSYPAPLA157G	NSYPHDZT1574	NSYPHDZT1574P	NSYZZ274VHD	NSYPCVR74HD
NSYPLAT1576G	NSYPLAZT1576G	NSYMUPLA156G	NSYPAPLA157G	NSYPHDZT1576	NSYPHDZT1576P	NSYZZ276VHD	NSYPCVR76HD
NSYPLAT15103G	NSYPLAZT15103G	NSYMUPLA153G	2 x NSYPAPLA155G	-	-	-	-
NSYPLAT15104G	NSYPLAZT15104G	NSYMUPLA154G	2 x NSYPAPLA155G	-	-	-	-
NSYPLAT15123G	NSYPLAZT15123G	NSYMUPLA153G	NSYPAPLA155G + NSYPAPLA157G	-	-	-	-
NSYPLAT15124G	NSYPLAZT15124G	NSYMUPLA154G	NSYPAPLA155G + NSYPAPLA157G	NSYPHDZT15124	NSYPHDZT15124P	NSYZZ2124VHD	NSYPCVR124HD
NSYPLAT15126G	NSYPLAZT15126G	NSYMUPLA156G	NSYPAPLA155G + NSYPAPLA157G	NSYPHDZT15126	NSYPHDZT15126P	NSYZZ2126VHD	NSYPCVR126HD
NSYPLAT2074G	NSYPLAZ2074G	-	-	NSYPHDZT2074	NSYPHDZT2074P	NSYZZ274VHD	NSYPCVR74HD

Plinths for PLAZ(T) type enclosures

For enclosure			200 mm ZZ plinth - RAL 7035	500 mm ZZ plinth - RAL 7035	900 mm H plinth - RAL 7035	Wall-fixing lugs
W	D	References	References	References	References	References
500	320	NSYPLAZ(T)●53G	NSYZZ253G	NSYZZ553G	NSYZHPLA53G	NSYFMPLA
750	320	NSYPLAZ(T)●73G	NSYZZ273G	NSYZZ573G	NSYZHPLA73G	NSYFMPLA
1000	320	NSYPLAZ(T)●103G	NSYZZ2103G	NSYZZ5103G	NSYZHPLA103G	NSYFMPLA
1250	320	NSYPLAZ(T)●123G	NSYZZ2123G	NSYZZ5123G	NSYZHPLA123G	NSYFMPLA
500	420	NSYPLAZ(T)●54G	NSYZZ254G	NSYZZ554G	NSYZHPLA54G	NSYFMPLA
1000	420	NSYPLAZ(T)●104G	NSYZZ2104G	NSYZZ5104G	NSYZHPLA104G	NSYFMPLA
1250	420	NSYPLAZ(T)●124G	NSYZZ2124G	NSYZZ5124G	NSYZHPLA124G	NSYFMPLA
750	620	NSYPLAZ(T)●76G	NSYZZ276G	-	-	NSYFMPLA
1250	620	NSYPLAZ(T)●126G	NSYZZ2126G	-	-	NSYFMPLA
750	420	NSYPLAZ(T)●74G	NSYZZ274G	NSYZZ574G	NSYZHPLA74G	NSYFMPLA

Thermal management system

ClimaSys CV: ventilation systems

Fan flow rate (m³/h)			Voltage (V)	Forced ventilation				
Free with filter	With 1 outlet grille	With 2 outlet grilles		Fan with filter	Outlet grille	Covers		
50 Hz	50 Hz	50 Hz		IP54 - RAL 7035	IP54 - RAL 7035	IP55 Steel	IP55 Stainless-steel	IP55 EMC Steel
38	25	33	230	NSYCVF38M230PF	NSYCAG92LPF	-	-	-
38	27	35	115	NSYCVF38M115PF				
58	39	47	24 DC	NSYCVF38M24DPF				
44	34	41	48 DC	NSYCVF38M48DPF				
85	63	71	230	NSYCVF85M230PF	NSYCAG125LPF	NSYCAP125LZF	NSYCAP125LXF	NSYCAP125LE
79	65	73	115	NSYCVF85M115PF				
80	57	77	24 DC	NSYCVF85M24DPF				
79	59	68	48 DC	NSYCVF85M48DPF				
165	153	161	230	NSYCVF165M230PF	NSYCAG223LPF	NSYCAP223LZF	NSYCAP223LXF	NSYCAP223LE
164	153	161	115	NSYCVF165M115PF				
188	171	179	24 DC	NSYCVF165M24DPF				
193	171	179	48 DC	NSYCVF165M48DPF				
302	260	268	230	NSYCVF300M230PF				
302	263	271	115	NSYCVF300M115PF				
262	221	229	24 DC	NSYCVF300M24DPF				
247	210	218	48 DC	NSYCVF300M48DPF				
562	473	481	230	NSYCVF560M230PF	NSYCAG291LPF	NSYCAP291LZF	NSYCAP291LXF	NSYCAP291LE
582	485	494	115	NSYCVF560M115PF				
838	718	728	230	NSYCVF850M230PF				
983	843	854	115	NSYCVF850M115PF				
931	798	809	400	NSYCVF850M400PF				

ClimaSys CE: air-air exchangers

Side-mounting models - 230V - IP55	
Specific power (W/K)	References
22	NSYCEA22E
36	NSYCEA36
50	NSYCEA50
80	NSYCEA80

ClimaSys CE: air-water exchangers

Side-mounting models - IP55				
Cooling power W10A35 (W)	Hydraulic circuit maximum pressure	Voltage (V)	References	
			Steel	Stainless-steel
1000	5 bar	1 x 230	NSYCEW1K*	NSYCEWX1K*
1750	5 bar	1 x 230	NSYCEW1K8*	NSYCEWX1K8*
2500	5 bar	1 x 230	NSYCEW2K5*	NSYCEWX2K5*
3500	5 bar	1 x 230	NSYCEW3K5*	NSYCEWX3K5*
4500	5 bar	1 x 230	NSYCEW4K5*	NSYCEWX4K5*
6000	5 bar	1 x 230	NSYCEW6K*	NSYCEWX6K*
6000	8 bar	2 x 400-440	NSYCEW6K2P4	NSYCEWX6K2P4
10000	8 bar	1 x 230	NSYCEW10K	NSYCEWX10K
10000	8 bar	2 x 400-440	NSYCEW10K2P4	NSYCEWX10K2P4
15000	8 bar	1 x 230	NSYCEW15K	NSYCEWX15K
15000	8 bar	2 x 400-440	NSYCEW15K2P4	NSYCEWX15K2P4

* For UL version add UL to the end of the reference (example: NSYCEW6KUL).

Top-mounting model - IP55			
Specific power (W/K)	Hydraulic circuit maximum pressure	Voltage (V)	References
2500	5 bar	1 x 230	NSYCEW2K5R

ClimaSys CU: cooling units

Side-mounting models - IP55				
Cooling power L35-L35 W (Btu/h)	Voltage (V AC)	References		
		Steel(1)	Stainless-steel(1)	Outdoor heavy duty
300 (1024)	230	NSYCU300H*	-	-
380 (1297)	230	NSYCU400	NSYCUX400*	NSYCUHD400
640 (2184)	230	NSYCU600	NSYCUX600	NSYCUHD600
820 (2798)	230	NSYCU800	NSYCUX800	NSYCUHD800
1000 (3412)	230	NSYCU1K	NSYCUX1K	NSYCUHD1K
1000 (3412)	400	NSYCU1K2P4	NSYCUX1K2P4	NSYCUHD1K2P4
1250 (4265)	230	NSYCU1K2	NSYCUX1K2	-
1600 (5459)	230	NSYCU1K6	NSYCUX1K6	NSYCUHD1K6
1600 (5459)	400	NSYCU1K62P4	NSYCUX1K62P4	NSYCUHD1K62P4
2000 (6824)	230	NSYCU2K	NSYCUX2K	-
2000 (6824)	400	NSYCU2K3P4	NSYCUX2K3P4	NSYCUHD2K3P4
2900 (9895)	400	NSYCU3K3P4	NSYCUX3K3P4	NSYCUHD3K3P4
3850 (13137)	400	NSYCU4K3P4	NSYCUX4K3P4	NSYCUHD4K3P4

(1) For UL version add UL to the end of the reference (example: NSYCU1KUL).
* No UL version available.

Floor-standing models - IP54		
Cooling power L35-L35 W (Btu/h)	Voltage (V AC)	References
		Steel
5800 W (19790)	3 x 400	NSYCU6K3P4
6050 W (20643)	3 x 460	NSYCU6K3P460
7600 W (25932)	3 x 400	NSYCU8K3P4
7950 W (27126)	3 x 460	NSYCU8K3P460
9400 W (32074)	3 x 400	NSYCU10K3P4
9850 W (33610)	3 x 460	NSYCU10K3P460
14800 W (50500)	3 x 400	NSYCU15K3P4
15150 W (51694)	3 x 460	NSYCU15K3P460

Top-mounting models - IP54			
Cooling power L35-L35 W (Btu/h)	Voltage (V)	References	
		Steel(1)	Stainless-steel
410 (1399)	230	NSYCU400R	NSYCUX400R
820 (2798)	230	NSYCU800R	NSYCUX800R
1150 (3924)	230	NSYCU1K2R	NSYCUX1K2R
1550 (5289)	230	NSYCU1K5R	NSYCUX1K5R
2050 (6995)	230	NSYCU2KR*	NSYCUX2KR
2050 (6995)	400	NSYCU2K3P4R	NSYCUX2K3P4R
2900 (9895)	400	NSYCU3K3P4R	NSYCUX3K3P4R
3850 (13137)	400	NSYCU4K3P4R	NSYCUX4K3P4R

(1) For UL version add UL to the end of the reference (example: NSYCU1K2RUL).
* No UL version available.

Side-mounting SLIM models - IP55			
Cooling power L35-L35 W (Btu/h)	Voltage (V)	References	
		UL Steel	UL Stainless-steel
1100 (3753)	230	NSYCUS1K1UL	NSYCUSX1K1UL
1100 (3753)	400	NSYCUS1K12P4UL	NSYCUSX1K12P4UL
1500 (5118)	230	NSYCUS1K5UL	NSYCUSX1K5UL
1500 (5118)	400	NSYCUS1K52P4UL	NSYCUSX1K52P4UL
2000 (6824)	230	NSYCUS2KUL	NSYCUSX2KUL
2000 (6824)	400	NSYCUS2K3P460UL	NSYCUSX2K3P4UL
2500 (8530)	230	NSYCUS2K5UL	NSYCUSX2K5UL
2500 (8530)	400	NSYCUS2K53P4UL	NSYCUSX2K53P4UL
3200 (10919)	230	NSYCUS3K2UL	NSYCUSX3K2UL
3200 (10919)	400	NSYCUS3K23P4UL	NSYCUSX3K23P4UL

ClimaSys CR: insulated resistance heaters

Insulated resistance heaters - 2 poles		
Power (W)	Voltage (V)	Reference
10	110-250 AC	**NSYCR10WU2C***
10	12-24 DC	**NSYCR10WU1C**
20	110-250 AC	**NSYCR20WU2C***
20	12-24 DC	**NSYCR20WU1C**

Insulated resistance heaters - 4 poles		
Power (W)	Voltage (V)	Reference
55	110-250 AC	**NSYCR50WU2C***
55	12-24 DC	**NSYCR50WU1C**
55	270-420 AC	**NSYCR50WU3C**
100	110-250 AC	**NSYCR100WU2C***
100	12-24 DC	**NSYCR100WU1C**
100	270-420 AC	**NSYCR100WU3C**
147	110-250 AC	**NSYCR150WU2C***
147	12-24 DC	**NSYCR150WU1C**

Insulated resistance heater with fan		
Power (W)	Voltage (V)	Reference
177	230 AC	**NSYCR170W230VVC***

Thermofans		
Power (W)	Voltage (V)	References
400/550	120 AC	**NSYCRP1W120VTVC***
400/550	230 AC	**NSYCRP1W230VTVC***

* Models with UL certification.

ClimaSys CR: aluminium resistance heaters

Aluminium resistance heaters		
Power (W)	Voltage (V)	References
Power cord		
10	12-24 DC	**NSYCR10WU1**
10	110-250 AC	**NSYCR10WU2***
20	12-24 DC	**NSYCR20WU1**
20	110-250 AC	**NSYCR20WU2***
Terminal block		
20	270-420 AC	**NSYCR20WU3**
55	12-24 DC	**NSYCR55WU1**
55	110-250 AC	**NSYCR55WU2***
55	270-420 AC	**NSYCR55WU3**
90	12-24 DC	**NSYCR100WU1**
90	110-250 AC	**NSYCR100WU2***
90	270-420 AC	**NSYCR100WU3**
150	12-24 DC	**NSYCR150WU1**
150	110-250 AC	**NSYCR150WU2***
150	270-420 AC	**NSYCR150WU3**

Aluminium resistance heaters with fan		
Power (W)	Voltage (V)	References
250	115 AC	**NSYCR250W115VV***
250	230 AC	**NSYCR250W230VV***
400	115 AC	**NSYCR400W115VV***
400	230 AC	**NSYCR400W230VV***
200	115 AC	**NSYCRS200W115V**
200	230 AC	**NSYCRS200W230V**

* Models with UL certification.

ClimaSys CR: ultra thin resistance heaters

Ultra thin resistance heaters*						
Power (W)	Voltage (V)	Inrush current (A)	Height (mm)	Width (mm)	Depth (mm)	References(1)
10	120	0.08	130	250	1.6	**NSYCRS10W120V**
10	240	0.04	130	250	1.6	**NSYCRS10W240V**
25	120	0.21	130	250	1.6	**NSYCRS25W120V**
25	240	0.10	130	250	1.6	**NSYCRS25W240V**
50	120	0.42	200	320	1.6	**NSYCRS50W120V**
50	240	0.21	200	320	1.6	**NSYCRS50W240V**
100	120	0.83	280	450	1.6	**NSYCRS100W120V**
100	240	0.42	280	450	1.6	**NSYCRS100W240V**
200	120	1.67	400	650	1.6	**NSYCRS200W120V**
200	240	0.83	400	650	1.6	**NSYCRS200W240V**

* Ultra thin resistance heaters can be manufactured with different dimensions and power ratings than those indicated above. Please contact us.
(1) All Ultra thin resistance heaters are UL certified.

ClimaSys CC: thermal control

Mechanical controllers

NC thermostat

Control a resistance heater or an alarm	
Setting range	References
0...+60 °C	NSYCCOTHC
+32...+140 °F	NSYCCOTHCF

NO thermostat

Control a fan or an alarm	
Setting range	References
0...+60 °C	NSYCCOTHO
+32...+140 °F	NSYCCOTHOF

Double thermostat

Control a resistance heater and a fan	
Setting range	References
0...+60 °C	NSYCCOTHD
+32...+140 °F	NSYCCOTHDF

Thermostat with inverse contact

Control a resistance heater or a fan	
Setting range	References
0...+60 °C	NSYCCOTHI
+32...+140 °F	NSYCCOTHIF

Electronical controllers

Electronic thermostat

Control a resistance heater or a fan		
Setting range	Display	References
-40 °C… +80 °C	°C or °F	NSYCCOTH30VID
		NSYCCOTH120VID
		NSYCCOTH230VID

7 different operating modes.
Option of installing one or two external sensors.

Electronic hygrostat

Control relative humidity		
Setting range	Display	References
20 %…80 %	% RH	NSYCCOHY30VID
		NSYCCOHY120VID
		NSYCCOHY230VID

2 different operating modes.

Electronic hygrotherm

Control temperature and relative humidity		
Setting range	Display	References
-40 °C… +80 °C	°C or °F	NSYCCOHYT30VID
		NSYCCOHYT120VID
		NSYCCOHYT230VID

3 different operating modes.
Option of installing an external sensor.

Sensors

Temperature sensor

External temperature sensor (double insulation)
Reference
NSYCCASTE

ClimaSys DT: diagnostic tools

Single-use temperature recorder			
Temperature	RH*	Reference	Model
-40°C... +80°C	-	NSYDTEFSMT	DTminilog

** RH : Relative humidity*

Temperature recorder			
Temperature	RH*	Reference	Model
-40°C... +80°C	-	NSYDTEF32T	DTT

** RH : Relative humidity*

Temperature, humidity and dew point recorder			
Temperature	RH*	Reference	Model
-40°C... +80°C	5% to 95%	NSYDTEF32TRH	DTH

** RH : Relative humidity*

> Capture thermal data to find the right thermal solutions

1 ClimaSys DT diagnostic tools + 2 EffiClima software + 3 ProClima software

Thermal accessories for outdoor Heavy Duty enclosures

Fanbox	
Voltage (V)	References
24 DC	NSYCVF550M24FB
48 DC	NSYCVF550M48FB
115 AC	NSYCVF550M115FB
230 AC	NSYCVF550M230FB

Roof filter for fanbox
Reference
NSYCAF190

IP55 HD Metal Grille
Reference
NSYCAG223LFHD

Filter
Reference
NSYCAF223T

Anti-vandalism kit for HD metal grille
Reference
NSYCAAPVHD

Thalassa PLS, Spacial SBM

For boxes

Thalassa PLS

For installing in the boxes (mm)			Metallic mounting plates		Insulating mounting plates	
H	W	D	Plain	Telequick	Polyester	Bakelite
180	270	180	NSYPMM1827	NSYPMR1827	NSYPMA1827G	NSYPMB1827
270	270	180	NSYPMM2727	NSYPMR2727	NSYPMA2727G	NSYPMB2727
270	270	230	NSYPMM2727	NSYPMR2727	NSYPMA2727G	NSYPMB2727
270	360	180	NSYPMM2736	NSYPMR2736	NSYPMA2736G	NSYPMB2736
270	360	230	NSYPMM2736	NSYPMR2736	NSYPMA2736G	NSYPMB2736
270	540	180	NSYPMM2754	NSYPMR2754	NSYPMA2754G	NSYPMB2754
270	540	230	NSYPMM2754	NSYPMR2754	NSYPMA2754G	NSYPMB2754
360	360	180	NSYPMM3636	-	NSYPMA3636G	NSYPMB3636
360	540	180	NSYPMM3654	NSYPMR3654	NSYPMA3654G	NSYPMB3654
360	540	230	NSYPMM3654	NSYPMR3654	NSYPMA3654G	NSYPMB3654
360	720	230	NSYPMM3672	NSYPMR3672	NSYPMA3672G	NSYPMB3672
540	540	180	NSYPMM5454	NSYPMR5454	NSYPMA5454G	NSYPMB5454
540	540	230	NSYPMM5454	NSYPMR5454	NSYPMA5454G	NSYPMB5454
540	720	230	NSYPMM5472	NSYPMR5472	NSYPMA5472G	NSYPMB5472

Spacial SBM

Box external dimensions			Plain mounting plate	DIN rail	Post fastening
H	W	D			
150	150	80	NSYMM11SB	NSYAMRD15357SB	NSYSFPSC15
150	150	120	NSYMM11SB	NSYAMRD15357SB	NSYSFPSC15
150	200	80	NSYMM12SB	NSYAMRD20357SB	NSYSFPSC20
150	200	120	NSYMM12SB	NSYAMRD20357SB	NSYSFPSC20
150	300	80	NSYMM13SB	NSYAMRD30357SB	NSYSFPSC30
150	300	120	NSYMM13SB	NSYAMRD30357SB	NSYSFPSC30
150	400	80	NSYMM14SB	NSYAMRD40357SB	NSYSFPSC40
150	400	120	NSYMM14SB	NSYAMRD40357SB	NSYSFPSC40
200	200	80	NSYMM22SB	NSYAMRD20357SB	NSYSFPSC20
200	200	120	NSYMM22SB	NSYAMRD20357SB	NSYSFPSC20
200	300	80	NSYMM23SB	NSYAMRD30357SB	NSYSFPSC30
200	300	120	NSYMM23SB	NSYAMRD30357SB	NSYSFPSC30
200	400	80	NSYMM24SB	NSYAMRD40357SB	NSYSFPSC40
200	400	120	NSYMM24SB	NSYAMRD40357SB	NSYSFPSC40
200	500	80	NSYMM25SB	NSYAMRD50357SB	NSYSFPSC50
200	500	120	NSYMM25SB	NSYAMRD50357SB	NSYSFPSC50
200	600	80	NSYMM26SB	NSYAMRD60357SB	NSYSFPSC60
200	600	120	NSYMM26SB	NSYAMRD60357SB	NSYSFPSC60
200	800	120	NSYMM28SB	NSYAMRD80357SB	NSYSFPSC80
300	300	120	NSYMM33SB	NSYAMRD30357SB	NSYSFPSC30
300	400	120	NSYMM34SB	NSYAMRD40357SB	NSYSFPSC40
300	500	120	NSYMM35SB	NSYAMRD50357SB	NSYSFPSC50
300	600	120	NSYMM36SB	NSYAMRD60357SB	NSYSFPSC60
300	800	120	NSYMM38SB	NSYAMRD80357SB	NSYSFPSC80
400	400	120	NSYMM44SB	NSYAMRD40357SB	NSYSFPSC40
400	500	120	NSYMM45SB	NSYAMRD50357SB	NSYSFPSC50
400	600	120	NSYMM46SB	NSYAMRD60357SB	NSYSFPSC60
400	800	120	NSYMM48SB	NSYAMRD80357SB	NSYSFPSC80

Step slides for Thalassa PLM

For wall mounting enclosure Depth (mm)	References
200	NSYDPLM200
250	NSYDPLM250
300	NSYDPLM300
350	NSYDPLM350

Plastic nuts for rail fixing for Thalassa PLM



Description	References
Plastic nut with self-tapping screw	NSYTCSPLM
Plastic nut containing an M6 metal nut	NSYTCSM6PLM

Spacial S3D, S3X, Thalassa PLM

For wall-mounting enclosures

External dimensions (mm)		Plain mounting plate	Silkscreened	Microperforated	Bakelite	Polyester	Telequick mounting plate	DIN rail chassis		Aluminum vertical rails	Symetrical DIN rail for aluminum upright	Joinable Telequick mounting plate
H	W								type			
60	700	-	-	-	-	-	-	-	-	-	-	AM1PA0670
120	700	-	-	-	-	-	-	-	-	-	-	AM1PA1270
200	200	NSYMM22	-	-	-	-	-	-	-	-	-	-
200	300	NSYMM23	-	-	-	-	-	-	-	-	-	-
250	200	NSYMM2520	-	-	-	-	-	-	-	-	-	-
250	400	NSYMM2540	-	-	-	-	-	-	-	-	-	-
250	500	NSYMM2550	-	-	-	-	-	-	-	-	-	-
300	150	-	-	-	-	-	-	-	-	-	-	AM1PA3015
300	195	-	-	-	-	-	-	-	-	-	-	AM1PA3020
300	200	NSYMM32	-	NSYMF32	NSYMB32	NSYMPP32	NSYMR32	-	-	NSYMDVR3	-	-
300	250	NSYMM3025	-	-	NSYMB3025	NSYMPP3025	NSYMR3025	-	-	NSYMDVR3	-	-
300	300	NSYMM33	-	NSYMF33	NSYMB33	-	NSYMR33	NSYMD33	B	NSYMDVR3	NSYSDR30B	-
300	400	NSYMM43	NSYMS43	NSYMF43*	NSYMB43	NSYMPP43	NSYMR34	-	-	NSYMDVR3	NSYSDR40B	-
300	450	NSYMM3045	-	-	-	-	-	-	-	-	-	-
300	500	-	-	-	-	-	-	-	-	-	-	AM1PA3050
300	600	NSYMM36	-	-	-	-	-	-	-	-	-	-
300	700	-	-	-	-	-	-	-	-	-	-	AM1PA3070
400	300	NSYMM43	NSYMS43	-	NSYMB43	NSYMPP43	NSYMR43	NSYMD43	B	NSYMDVR4	NSYSDR30B	-
400	400	-	-	NSYMF44	-	-	NSYMR44	-	-	-	-	-
400	600	NSYMM64	NSYMS64	-	NSYMB64	NSYMPP64	NSYMR46	-	-	NSYMDVR4	NSYSDR60A	-
400	800	NSYMM48	-	-	-	-	-	-	-	-	-	-
405	300	-	-	-	-	-	-	-	-	-	-	AM1PA4030
500	300	NSYMM35	NSYMS53	NSYMF53	-	-	NSYMR53	-	-	NSYMDVR5	NSYSDR30B	-
500	400	NSYMM54	NSYMS54	NSYMF54	NSYMB54	NSYMPP54	NSYMR54	NSYMD54	B	NSYMDVR5	NSYSDR40B	-
500	500	NSYMM55	NSYMS55	NSYMF55	-	-	NSYMR55	-	-	NSYMDVR5	NSYSDR50A	-
600	400	NSYMM64	NSYMS64	NSYMF64*	NSYMB64	NSYMPP64	NSYMR64	NSYMD64	B	NSYMDVR6	NSYSDR40B	AM1PA6040
600	500	NSYMM65	-	NSYMF65	NSYMB65	-	NSYMR65	-	-	NSYMDVR6	NSYSDR50A	AM1PA6050
600	600	NSYMM66	NSYMS66	NSYMF66	-	-	NSYMR66	NSYMD66	A	NSYMDVR6	NSYSDR60A	AM1PA6060
600	700	-	-	-	-	-	-	-	-	-	-	AM1PA6070
600	800	NSYMM86	NSYMS86	-	NSYMB86	NSYMPP86	NSYMR68	-	-	NSYMDVR6	NSYSDR80A	-
700	500	NSYMM75	NSYMS75	NSYMF75	NSYMB75	NSYMPP75	NSYMR75	NSYMD75	B	NSYMDVR7	NSYSDR50A	-
700	600	-	-	-	-	-	NSYMR76	-	-	-	-	-
705	500	-	-	-	-	-	-	-	-	-	-	AM1PA7050
795	600	-	-	-	-	-	-	-	-	-	-	AM1PA8060
800	600	NSYMM86	NSYMS86	NSYMF86*	NSYMB86	NSYMPP86	-	NSYMD86	A	NSYMDVR8	NSYSDR60A	-
800	800	NSYMM88	-	NSYMF88	-	-	-	-	-	NSYMDVR8	NSYSDR80A	-
800	1000	NSYMM108	-	-	NSYMB108	NSYMPP108	NSYMR810	-	-	NSYMDVR8	NSYSDR100A	-
900	500	-	-	-	-	-	-	-	-	-	-	AM1PA9050
900	600	-	-	-	-	-	-	-	-	-	-	AM1PA9060
900	700	-	-	-	-	-	-	-	-	-	-	AM1PA9070
1000	600	NSYMM106	-	NSYMF106	NSYMB106	-	NSYMR106	-	-	NSYMDVR10	NSYSDR60A	-
1000	800	NSYMM108	-	NSYMF108*	NSYMB108	NSYMPP108	NSYMR108	NSYMD108	A	NSYMDVR10	NSYSDR80A	-
1000	1000	NSYMM1010	-	NSYMF1010	-	-	NSYMR1010	-	-	NSYMDVR10	NSYSDR100A	-
1000	1200	NSYMM1210	-	-	NSYMB1210	-	NSYMR1012	-	-	NSYMDVR10	2 x NSYSDR60A	-
1200	600	NSYMM126	-	NSYMF126	-	-	NSYMR126	-	-	NSYMDVR12	NSYSDR60A	-
1200	800	NSYMM128	-	NSYMF128	-	-	NSYMR128	NSYMD128	A	NSYMDVR12	NSYSDR80A	-
1200	1000	NSYMM1210	-	NSYMF1210*	NSYMB1210	-	NSYMR1210	-	-	NSYMDVR12	NSYSDR100A	-
1200	1200	NSYMM1212	-	-	-	-	-	-	-	NSYMDVR12	2 x NSYSDR60A	-
1400	1000	NSYMM1410	-	-	-		NSYMR1410	-	-	-	NSYSDR100A	-

* Plate with reversible dimensions; it can be installed in enclosures with inverted dimensions. Example: Plate ref. **NSYMM64** can be used for the following enclosures: H 600 x W 400 mm or H 400 x W 600 mm. For plain and silkscreened mounting plates: In wall-mounting enclosures with widths of 1000 and 1200 mm, it is possible to install 2 mounting plates at different depths using an additional central step slide **NSYSDRSDCR**.

35 mm symmetrical DIN rails for Thalassa PLM

Rail length (mm)	For wall mounting enclosure Width (mm)	References
180	215	NSYCS200PLM
280	330	NSYCS300PLM
380	430 / 436	NSYCS400PLM
480	536	NSYCS500PLM
580	636	NSYCS600PLM
795	852	NSYCS800PLM

Clip-on nuts for Telequick mounting plate

Model	References
M3	AF1EA3
M4	AF1EA4
M5	AF1EA5
M6	AF1EA6

Spacial SM, SF — For floor-standing enclosures

Nominal dimensions (mm)			No. of doors	Spacial SM		Spacial SM and SF							
H	W	D		Vertical adaptation profiles	Horizontal adaptation profiles	Standard vertical uprights	Technical vertical upright	Perforated mounting plate "Telequick"	Partial mounting plate	Plain mounting plate	Symmetric DIN rails	Reinforcements for mounting plates	Rails for heavy duty
600	-	-	-	-	-	-	-	-	-	-	NSYSDR60	-	-
800	-	-	-	-	-	-	-	-	-	-	NSYSDR80	-	-
1000	-	-	-	-	-	-	NSYTVR10*	-	-	-	NSYSDR100	-	-
1200	600	400	1	-	-	-	NSYTVR12	NSYSTMP2260	NSYSPMP2560	NSYMP126	NSYSDR120	-	NSYHLCR40
1200	600	600	1	-	-	-	NSYTVR12	NSYSTMP2260	NSYSPMP2560	NSYMP126	NSYSDR120	-	NSYHLCR60
1200	800	300	1	NSYSMVR12	NSYSMHR8	-	NSYTVR12	NSYSTMP2280	NSYSPMP2580	NSYMP128	NSYSDR120	NSYMPRK8	-
1200	800	400	1	-	-	-	NSYTVR12	NSYSTMP2280	NSYSPMP2580	NSYMP128	NSYSDR120	NSYMPRK8	NSYHLCR40
1200	800	600	1	-	-	-	NSYTVR12	NSYSTMP2280	NSYSPMP2580	NSYMP128	NSYSDR120	NSYMPRK8	NSYHLCR60
1200	1000	300	2	NSYSMVR12	NSYSMHR10	-	NSYTVR12	NSYSTMP22100	NSYSPMP25100	NSYMP1210	NSYSDR120	NSYMPRK10	-
1200	1200	400	2	NSYSMVR12	NSYSMHR12	-	NSYTVR12	NSYSTMP22120	NSYSPMP25120	NSYMP1212	NSYSDR120	NSYMPRK12	NSYHLCR40
1400	600	300	1	NSYSMVR14	NSYSMHR6	-	NSYTVR14	NSYSTMP4560	NSYSPMP2575	NSYMP146	-	-	-
1400	600	400	1	NSYSMVR14	NSYSMHR6	-	NSYTVR14	NSYSTMP4560	NSYSPMP2575	NSYMP146	-	-	NSYHLCR40
1400	800	300	1	NSYSMVR14	NSYSMHR8	-	NSYTVR14	NSYSTMP4580	NSYSPMP4080	NSYMP148	-	NSYMPRK8	-
1400	800	400	1	NSYSMVR14	NSYSMHR8	-	NSYTVR14	NSYSTMP4580	NSYSPMP4080	NSYMP148	-	NSYMPRK8	NSYHLCR40
1400	1000	400	2	NSYSMVR14	NSYSMHR10	-	NSYTVR14	NSYSTMP45100	NSYSPMP40100	NSYMP1410	-	NSYMPRK10	NSYHLCR40
1400	1200	400	2	NSYSMVR14	NSYSMHR12	-	NSYTVR14	NSYSTMP45120	NSYSPMP40120	NSYMP1412	-	NSYMPRK12	NSYHLCR40
1600	600	300	1	NSYSMVR16	NSYSMHR6	-	NSYTVR16	NSYSTMP6060	NSYSPMP4060	NSYMP166	-	-	-
1600	600	400	1	NSYSMVR16	NSYSMHR6	-	NSYTVR16	NSYSTMP6060	NSYSPMP4060	NSYMP166	-	-	NSYHLCR40
1600	600	600	1	-	-	-	NSYTVR16	NSYSTMP6060	NSYSPMP4060	NSYMP166	-	-	NSYHLCR60
1600	600	800	1	-	-	-	NSYTVR16	NSYSTMP6060	NSYSPMP4060	NSYMP166	-	-	NSYHLCR80
1600	800	300	1	NSYSMVR16	NSYSMHR8	-	NSYTVR16	NSYSTMP6080	NSYSPMP6080	NSYMP168	-	NSYMPRK8	-
1600	800	400	1	NSYSMVR16	NSYSMHR8	-	NSYTVR16	NSYSTMP6080	NSYSPMP6080	NSYMP168	-	NSYMPRK8	NSYHLCR40
1600	800	600	1	-	-	-	NSYTVR16	NSYSTMP6080	NSYSPMP6080	NSYMP168	-	NSYMPRK8	NSYHLCR60
1600	800	800	1	-	-	-	NSYTVR16	NSYSTMP6080	NSYSPMP6080	NSYMP168	-	NSYMPRK8	NSYHLCR80
1600	1000	300	2	NSYSMVR16	NSYSMHR10	-	NSYTVR16	NSYSTMP60100	NSYSPMP60100	NSYMP1610	-	NSYMPRK10	-
1600	1000	400	2	NSYSMVR16	NSYSMHR10	-	NSYTVR16	NSYSTMP60100	NSYSPMP60100	NSYMP1610	-	NSYMPRK10	NSYHLCR40
1600	1200	300	2	NSYSMVR16	NSYSMHR12	-	NSYTVR16	NSYSTMP60120	NSYSPMP60120	NSYMP1612	-	NSYMPRK12	-
1600	1200	400	2	NSYSMVR16	NSYSMHR12	-	NSYTVR16	NSYSTMP60120	NSYSPMP60120	NSYMP1612	-	NSYMPRK12	NSYHLCR40
1800	400	400	1	-	-	NSYVR18	NSYTVR18	-	-	-	-	-	NSYHLCR40
1800	400	500	1	-	-	NSYVR18	NSYTVR18	-	-	-	-	-	NSYHLCR50
1800	400	600	1	-	-	NSYVR18	NSYTVR18	-	-	-	-	-	NSYHLCR60
1800	600	300	1	NSYSMVR18	NSYSMHR6	NSYVR18	NSYTVR18	NSYSTMP8260	NSYSPMP6060	NSYMP186	-	-	-
1800	600	400	1	NSYSMVR18	NSYSMHR6	NSYVR18	NSYTVR18	NSYSTMP8260	NSYSPMP6060	NSYMP186	-	-	NSYHLCR40
1800	600	500	1	NSYSMVR18	NSYSMHR6	NSYVR18	NSYTVR18	NSYSTMP8260	NSYSPMP6060	NSYMP186	-	-	NSYHLCR50
1800	600	600	1	-	-	NSYVR18	NSYTVR18	NSYSTMP8260	NSYSPMP6060	NSYMP186	-	-	NSYHLCR60
1800	600	800	1	-	-	NSYVR18	NSYTVR18	NSYSTMP8260	NSYSPMP6060	NSYMP186	-	-	NSYHLCR80
1800	800	300	1	NSYSMVR18	NSYSMHR8	NSYVR18	NSYTVR18	NSYSTMP8280	-	NSYMP188	-	NSYMPRK8	-
1800	800	400	1	NSYSMVR18	NSYSMHR8	NSYVR18	NSYTVR18	NSYSTMP8280	-	NSYMP188	-	NSYMPRK8	NSYHLCR40
1800	800	500	1	NSYSMVR18	NSYSMHR8	NSYVR18	NSYTVR18	NSYSTMP8280	-	NSYMP188	-	NSYMPRK8	NSYHLCR50
1800	800	600	1	NSYSMVR18	NSYSMHR8	NSYVR18	NSYTVR18	NSYSTMP8280	-	NSYMP188	-	NSYMPRK8	NSYHLCR60
1800	800	600	2	-	-	NSYVR18	NSYTVR18	NSYSTMP8280	-	NSYMP188	-	NSYMPRK8	NSYHLCR60
1800	1000	400	1	NSYSMVR18	NSYSMHR10	NSYVR18	NSYTVR18	NSYSTMP82100	-	NSYMP1810	-	NSYMPRK10	NSYHLCR40
1800	1000	400	2	NSYSMVR18	NSYSMHR10	NSYVR18	NSYTVR18	NSYSTMP82100	-	NSYMP1810	-	NSYMPRK10	NSYHLCR40
1800	1000	500	1	-	-	NSYVR18	NSYTVR18	NSYSTMP82100	-	NSYMP1810	-	NSYMPRK10	NSYHLCR50
1800	1000	500	2	NSYSMVR18	NSYSMHR10	NSYVR18	NSYTVR18	NSYSTMP82100	-	NSYMP1810	-	NSYMPRK10	NSYHLCR50
1800	1000	600	1	-	-	NSYVR18	NSYTVR18	NSYSTMP82100	-	NSYMP1810	-	NSYMPRK10	NSYHLCR60
1800	1000	600	2	-	-	NSYVR18	NSYTVR18	NSYSTMP82100	-	NSYMP1810	-	NSYMPRK10	NSYHLCR60
1800	1200	400	2	NSYSMVR18	NSYSMHR12	NSYVR18	NSYTVR18	NSYSTMP82120	-	NSYMP1812	-	NSYMPRK12	NSYHLCR40
1800	1200	500	2	NSYSMVR18	NSYSMHR12	NSYVR18	NSYTVR18	NSYSTMP82120	-	NSYMP1812	-	NSYMPRK12	NSYHLCR50
1800	1200	600	2	-	-	NSYVR18	-	NSYSTMP82120	-	NSYMP1812	-	NSYMPRK12	NSYHLCR60
1800	1600	400	2	NSYSMVR18	NSYSMHR16	NSYVR18	NSYTVR18	-	NSYSPMP40160	NSYMP1816	-	NSYMPRK16	NSYHLCR40
1800	1600	500	2	NSYSMVR18	NSYSMHR16	NSYVR18	NSYTVR18	-	NSYSPMP40160	NSYMP1816	-	NSYMPRK16	NSYHLCR50
2000	300	500	1	-	-	NSYVR20	NSYTVR20	-		-	-	-	NSYHLCR50
2000	300	600	1	-	-	NSYVR20	NSYTVR20	-		-	-	-	NSYHLCR60
2000	300	800	1	-	-	NSYVR20	NSYTVR20	-		-	-	-	NSYHLCR80
2000	400	400	1	-	-	NSYVR20	NSYTVR20	-		-	-	-	NSYHLCR40
2000	400	500	1	-	-	NSYVR20	NSYTVR20	-		-	-	-	NSYHLCR50
2000	400	600	1	-	-	NSYVR20	NSYTVR20	-		-	-	-	NSYHLCR60
2000	400	800	1	-	-	NSYVR20	NSYTVR20	-		-	-	-	NSYHLCR80
2000	600	300	1	NSYSMVR20	NSYSMHR6	NSYVR20	NSYTVR20	NSYSTMP8260	NSYSPMP6060	NSYMP206	-	-	-
2000	600	400	1	NSYSMVR20	NSYSMHR6	NSYVR20	NSYTVR20	NSYSTMP8260	NSYSPMP6060	NSYMP206	-	-	NSYHLCR40
2000	600	500	1	NSYSMVR20	NSYSMHR6	NSYVR20	NSYTVR20	NSYSTMP8260	NSYSPMP6060	NSYMP206	-	-	NSYHLCR50
2000	600	600	1	-	-	NSYVR20	NSYTVR20	NSYSTMP8260	NSYSPMP6060	NSYMP206	-	-	NSYHLCR60
2000	600	800	1	-	-	NSYVR20	NSYTVR20	NSYSTMP8260	NSYSPMP6060	NSYMP206	-	-	NSYHLCR80
2000	800	300	1	NSYSMVR20	NSYSMHR8	NSYVR20	NSYTVR20	NSYSTMP8280	-	NSYMP208	-	NSYMPRK8	-
2000	800	400	1	NSYSMVR20	NSYSMHR8	NSYVR20	NSYTVR20	NSYSTMP8280	-	NSYMP208	-	NSYMPRK8	NSYHLCR40
2000	800	500	1	NSYSMVR20	NSYSMHR8	NSYVR20	NSYTVR20	NSYSTMP8280	-	NSYMP208	-	NSYMPRK8	NSYHLCR50
2000	800	600	1	NSYSMVR20	NSYSMHR8	NSYVR20	NSYTVR20	NSYSTMP8280	-	NSYMP208	-	NSYMPRK8	NSYHLCR60
2000	800	600	2	-	-	NSYVR20	NSYTVR20	NSYSTMP8280	-	NSYMP208	-	NSYMPRK8	NSYHLCR60
2000	800	800	1	-	-	NSYVR20	NSYTVR20	NSYSTMP8280	-	NSYMP208	-	NSYMPRK8	NSYHLCR80
2000	1000	400	1	-	-	NSYVR20	NSYTVR20	NSYSTMP82100	-	NSYMP2010	-	NSYMPRK10	NSYHLCR40
2000	1000	400	2	NSYSMVR20	NSYSMHR10	NSYVR20	NSYTVR20	NSYSTMP82100	-	NSYMP2010	-	NSYMPRK10	NSYHLCR40
2000	1000	500	1	-	-	NSYVR20	NSYTVR20	NSYSTMP82100	-	NSYMP2010	-	NSYMPRK10	NSYHLCR50
2000	1000	500	2	NSYSMVR20	NSYSMHR10	NSYVR20	NSYTVR20	NSYSTMP82100	-	NSYMP2010	-	NSYMPRK10	NSYHLCR50
2000	1000	600	1	-	-	NSYVR20	NSYTVR20	NSYSTMP82100	-	NSYMP2010	-	NSYMPRK10	NSYHLCR60
2000	1000	600	2	-	-	NSYVR20	NSYTVR20	NSYSTMP82100	-	NSYMP2010	-	NSYMPRK10	NSYHLCR60
2000	1000	800	1	-	-	NSYVR20	NSYTVR20	NSYSTMP82100	-	NSYMP2010	-	NSYMPRK10	NSYHLCR80
2000	1200	400	2	NSYSMVR20	NSYSMHR12	NSYVR20	NSYTVR20	NSYSTMP82120	-	NSYMP2012	-	NSYMPRK12	NSYHLCR40
2000	1200	500	2	NSYSMVR20	NSYSMHR12	NSYVR20	NSYTVR20	NSYSTMP82120	-	NSYMP2012	-	NSYMPRK12	NSYHLCR50
2000	1200	600	2	NSYSMVR20	NSYSMHR12	NSYVR20	NSYTVR20	NSYSTMP82120	-	NSYMP2012	-	NSYMPRK12	NSYHLCR60
2000	1200	800	2	-	-	NSYVR20	NSYTVR20	NSYSTMP82120	-	NSYMP2012	-	NSYMPRK12	NSYHLCR80
2000	1600	400	2	NSYSMVR20	NSYSMHR16	NSYVR20	NSYTVR20	NSYSPMP40160	-	NSYMP2016	-	NSYMPRK16	NSYHLCR40
2000	1600	500	2	NSYSMVR20	NSYSMHR16	NSYVR20	NSYTVR20	NSYSPMP40160	-	NSYMP2016	-	NSYMPRK16	NSYHLCR50
2000	1600	600	2	NSYSMVR20	NSYSMHR16	NSYVR20	NSYTVR20	NSYSPMP40160	-	NSYMP2016	-	NSYMPRK16	NSYHLCR60
2200	400	600	1	-	-	NSYVR22	NSYTVR22	-	-	-	-	-	NSYHLCR60
2200	600	600	1	-	-	NSYVR22	NSYTVR22	NSYSTMP8260	NSYSPMP6060	NSYMP226	-	-	NSYHLCR60
2200	600	800	1	-	-	NSYVR22	NSYTVR22	NSYSTMP8260	NSYSPMP6060	NSYMP226	-	-	NSYHLCR80
2200	800	600	1	-	-	NSYVR22	NSYTVR22	NSYSTMP8280	-	NSYMP228	-	NSYMPRK8	NSYHLCR60
2200	800	800	1	-	-	NSYVR22	NSYTVR22	NSYSTMP8280	-	NSYMP228	-	NSYMPRK8	NSYHLCR80
2200	1000	600	1	-	-	NSYVR22	NSYTVR22	NSYSTMP82100	-	NSYMP2210	-	NSYMPRK10	NSYHLCR60
2200	1200	600	2	-	-	NSYVR22	NSYTVR22	NSYSTMP82120	-	NSYMP2212	-	NSYMPRK12	NSYHLCR60
2200	1200	800	2	-	-	NSYVR22	NSYTVR22	NSYSTMP82120	-	NSYMP2212	-	NSYMPRK12	NSYHLCR80

* NSYTVR8 for control desk.

Orthogonal brackets
for Spacial SF

Reference
NSYSMPSB

Bracket for fixing uprights
for Spacial SF



Reference
NSYMFB

Brackets for fixing mounting plates
in back-to-back position for Spacial SF



Reference
NSYSBTB

Spacial SF	
Intermediate mounting plate	Mounting plate sliding rails
-	-
-	-
-	-
NSYSIMP12	NSYSMPS4
NSYSIMP12	NSYSMPS6
-	-
NSYSIMP12	NSYSMPS4
NSYSIMP12	NSYSMPS6
-	-
-	NSYSMPS4
-	-
NSYSIMP14	NSYSMPS4
-	-
NSYSIMP14	NSYSMPS4
-	NSYSMPS4
-	NSYSMPS4
-	-
-	NSYSMPS4
NSYSIMP16	NSYSMPS6
NSYSIMP16	NSYSMPS8
-	-
-	NSYSMPS4
NSYSIMP16	NSYSMPS6
NSYSIMP16	NSYSMPS8
-	-
-	NSYSMPS4
-	-
-	NSYSMPS4
-	NSYSMPS4
-	NSYSMPS5
-	NSYSMPS6
-	-
NSYSIMP18	NSYSMPS4
NSYSIMP18	NSYSMPS5
NSYSIMP18	NSYSMPS6
NSYSIMP18	NSYSMPS8
-	-
NSYSIMP18	NSYSMPS4
NSYSIMP18	NSYSMPS5
NSYSIMP18	NSYSMPS6
NSYSIMP18	NSYSMPS6
NSYSIMP18	NSYSMPS4
NSYSIMP18	NSYSMPS4
NSYSIMP18	NSYSMPS5
-	NSYSMPS5
NSYSIMP18	NSYSMPS6
NSYSIMP18	NSYSMPS6
NSYSIMP18	NSYSMPS4
NSYSIMP18	NSYSMPS5
NSYSIMP18	NSYSMPS6
-	NSYSMPS4
-	NSYSMPS5
-	NSYSMPS5
-	NSYSMPS6
-	NSYSMPS8
-	NSYSMPS4
-	NSYSMPS5
-	NSYSMPS6
-	NSYSMPS8
-	-
NSYSIMP20	NSYSMPS4
NSYSIMP20	NSYSMPS5
NSYSIMP20	NSYSMPS6
NSYSIMP20	NSYSMPS8
-	-
NSYSIMP20	NSYSMPS4
NSYSIMP20	NSYSMPS5
NSYSIMP20	NSYSMPS6
NSYSIMP20	NSYSMPS6
NSYSIMP20	NSYSMPS8
NSYSIMP20	NSYSMPS4
NSYSIMP20	NSYSMPS4
NSYSIMP20	NSYSMPS5
NSYSIMP20	NSYSMPS5
NSYSIMP20	NSYSMPS6
NSYSIMP20	NSYSMPS6
NSYSIMP20	NSYSMPS8
NSYSIMP20	NSYSMPS4
NSYSIMP20	NSYSMPS5
NSYSIMP20	NSYSMPS6
NSYSIMP20	NSYSMPS8
-	NSYSMPS6
NSYSIMP22	NSYSMPS6
NSYSIMP22	NSYSMPS8
NSYSIMP22	NSYSMPS6
NSYSIMP22	NSYSMPS8
NSYSIMP22	NSYSMPS6
NSYSIMP22	NSYSMPS6
NSYSIMP22	NSYSMPS8

Thalassa PLA

Enclosure dimensions (mm)			Metallic mounting plates		Insulating mounting plates	
H	W	No. of doors	Plain	Telequick	Polyester	Bakelite
500	500	1	NSYPMM55	NSYPMR55	NSYPMA55	NSYPMB55
500	750	1	NSYPMM75	NSYPMR57	NSYPMA75	NSYPMB75
500	1000	2	NSYPMM510	2 x NSYPMR55	NSYPMA510	NSYPMB510
500	1250	2	NSYPMM55 + NSYPMM75	NSYPMR55 + NSYPMR57	NSYPMA55 + NSYPMA75	NSYPMB55 + NSYPMB75
750	500	1	NSYPMM75	NSYPMR75	NSYPMA75	NSYPMB75
750	750	1	NSYPMM77	NSYPMR77	NSYPMA77	NSYPMB77
750	1000	2	NSYPMM710	2 x NSYPMR75	NSYPMA710	NSYPMB710
750	1250	2	NSYPMM712	NSYPMR75 + NSYPMR77	NSYPMA712	NSYPMB712
1000	500	1	NSYPMM105	NSYPMR105	NSYPMA105	NSYPMB105
1000	750	1	NSYPMM107	NSYPMR107	NSYPMA107	NSYPMB107
1000	1000	2	NSYPMM1010	2 x NSYPMR105	NSYPMA1010	NSYPMB1010
1000	1250	2	NSYPMM1012	NSYPMR105 + NSYPMR107	NSYPMA1012	NSYPMB1012
1250	500	1	NSYPMM125	NSYPMR125	NSYPMA125	NSYPMB125
1250	750	1	NSYPMM127	NSYPMR127	NSYPMA127	NSYPMB127
1250	1000	2	NSYPMM1210	2 x NSYPMR125	NSYPMA1210	NSYPMB1210
1250	1250	2	NSYPMM1212	NSYPMR125 + NSYPMR127	NSYPMA1212	NSYPMB1212
1500	500	1	NSYPMM155	NSYPMR155	-	NSYPMB155
1500	750	1	NSYPMM157	NSYPMR157	-	NSYPMB157
1500	1000	2	NSYPMM1510	2 x NSYPMR155	-	NSYPMB1510
1500	1250	2	NSYPMM1512	NSYPMR155 + NSYPMR157	-	NSYPMB1512
2000	750	2*	NSYPMM207	2 x NSYPMR107	2 x NSYPMA107	2 x NSYPMB107

* Two doors in vertical.

Step slides for Thalassa PLA

For enclosure		References	
Depth (mm)	No. of doors	Step slides	Adapter plates for PLAZ or PLAZT
320	1	NSYDPLA3	NSYPTZ3
420	1	NSYDPLA4	NSYPTZ4
620	1	NSYDPLA6	NSYPTZ6
320	2	2 x NSYDPLA3	NSYPTZ32P
420	2	2 x NSYDPLA4	NSYPTZ42P
620	2	2 x NSYDPLA6	NSYPTZ62P

Cross rails




Dimensions	Universal cross rails references			Quick-fixing cross rails references			Integrated cross-rails		
H/W/D (mm)	40 mm (1 row)	65 mm (2 rows)	90 mm (3 rows)	40 mm (1 row)	65 mm (2 rows)	90 mm (3 rows)	40 mm (1 row)	65 mm (2 rows)	90 mm (3 rows)
300	NSYSUCR4030	NSYSUCR6530	NSYSUCR9030	NSYSQCR4040	NSYSQCR6540	NSYSQCR9040	NSYSICR4030	NSYSICR6530	NSYSICR9030
400	NSYSUCR4040	NSYSUCR6540	NSYSUCR9040	NSYSQCR4050	NSYSQCR6550	NSYSQCR9050	NSYSICR4040	NSYSICR6540	NSYSICR9040
500	NSYSUCR4050	NSYSUCR6550	NSYSUCR9050	NSYSQCR4060	NSYSQCR6560	NSYSQCR9060	NSYSICR4050	NSYSICR6550	NSYSICR9050
600	NSYSUCR4060	NSYSUCR6560	NSYSUCR9060	NSYSQCR4080	NSYSQCR6580	NSYSQCR9080	NSYSICR4060	NSYSICR6560	NSYSICR9060
800	NSYSUCR4080	NSYSUCR6580	NSYSUCR9080	NSYSQCR40100	NSYSQCR65100	NSYSQCR90100	NSYSICR4080	NSYSICR6580	NSYSICR9080
1000	NSYSUCR40100	NSYSUCR65100	NSYSUCR90100	NSYSQCR40120	NSYSQCR65120	NSYSQCR90120	NSYSICR40100	NSYSICR65100	NSYSICR90100
1200	NSYSUCR40120	NSYSUCR65120	NSYSUCR90120	-	-	-	NSYSICR40120	NSYSICR65120	NSYSICR90120
1400	NSYSUCR40140	NSYSUCR65140	NSYSUCR90140	-	-	-	-	-	-
1600	NSYSUCR40160	NSYSUCR65160	NSYSUCR90160	-	-	-	-	-	-
1800	NSYSUCR40180	NSYSUCR65180	NSYSUCR90180	-	-	-	-	-	-
2000	NSYSUCR40200	NSYSUCR65200	NSYSUCR90200	-	-	-	-	-	-
2200	NSYSUCR40220	NSYSUCR65220	NSYSUCR90220	-	-	-	-	-	-

Brackets for fixing intermediate mounting plates
in back-to-back position for Spacial SF

Reference
NSYSIBTB

Mounting plate fixing brackets
for Spacial SF, SM, SFX, SMX

For enclosure	References
Spacial SF	NSYSFPB
Spacial SM, Spacial SFX, Spacial SMX	NSYSMPB

Modular Distribution accessories

Chassis for Spacial SF, SM

Single-chassis coupling set - RAL 7035



Nominal dimensions (mm)		Maximum no.of 18-mm modules	References
H	W		
1200	600	144	NSYCSH126
	800	216	NSYCSH128
1400	600	192	NSYCSH146
	800	288	NSYCSH148
1600	600	216	NSYCSH166
	800	324	NSYCSH168
1800	600	240	NSYCSH186
	800	360	NSYCSH188
2000	600	288	NSYCSH206
	800	432	NSYCSH208

Double-chassis coupling set - RAL 7035



Spacial dimensions (mm)		Set made up of columns with a width (mm)	Maximum no. of 18-mm modules	References
H	W			
1400	1200	600 + 600	384	NSYDCSH1412
1600	1200	600 + 600	432	NSYDCSH1612
1800	1200	600 + 600	480	NSYDCSH1812
	1600	800 + 800	720	NSYDCSH1816
2000	1200	600 + 600	576	NSYDCSH2012
	1600	800 + 800	864	NSYDCSH2016

Plain cover plates - RAL 7035



Nominal dimensions (mm)		Screwed-on plain cover plate references	Hinged plain cover plate references
H	W		
150	600	NSYMPC156	NSYMPCH156
	800	NSYMPC158	NSYMPCH158
200	600	NSYMPC206	NSYMPCH206
	800	NSYMPC208	NSYMPCH208
300	600	NSYMPC306	NSYMPCH306
	800	NSYMPC308	NSYMPCH308
400	600	NSYMPC406	NSYMPCH406
	800	NSYMPC408	NSYMPCH408
450	600	NSYMPC456	NSYMPCH456
	800	NSYMPC458	NSYMPCH458
600	600	NSYMPC606	NSYMPCH606
	800	NSYMPC608	NSYMPCH608

Cut-out cover plates - RAL 7035

Nominal dimensions (mm)		Dimensions			No. of cut-outs	Maximum no. of 18-mm modules	Screwed-on cut-out cover plate references	Hinged cut-out cover plate references
H	W	D	E	F				
150	600	432	-	-	1	24	NSYMUC156	NSYMUCH156
	800	642			1	36	NSYMUC158	NSYMUCH158
200	600	432	-	-	1	24	NSYMUC206	NSYMUCH206
	800	642			1	36	NSYMUC208	NSYMUCH208
300	600	432	51.75	150	2	48	NSYMUC306	NSYMUCH306
	800	642			2	72	NSYMUC308	NSYMUCH308
400	600	432	76.75	200	2	48	NSYMUC406	NSYMUCH406
	800	642			2	72	NSYMUC408	NSYMUCH408
450	600	432	51.75	150	3	72	NSYMUC456	NSYMUCH456
	800	642			3	108	NSYMUC458	NSYMUCH458
600	600	432	76.75	200	3	72	NSYMUC606	NSYMUCH606
	800	642			3	108	NSYMUC608	NSYMUCH608

Chassis-coupling set with zone for busbars - RAL 7035



Nominal dimensions (mm)		Set made up of columns with a width (mm)	Maximum no. of 18-mm modules	References
H	W			
1400	1000	600 + 400	192	NSYCSHB1410
	1200	800 + 400	288	NSYCSHB1412
1600	1000	600 + 400	216	NSYCSHB1610
	1200	800 + 400	324	NSYCSHB1612
1800	1000	600 + 400	240	NSYCSHB1810
	1200	800 + 400	360	NSYCSHB1812
2000	1000	600 + 400	288	NSYCSHB2010
	1200	800 + 400	432	NSYCSHB2012

Fixed supports with no rail

Reference
NSYMFS1

Adjustment cover plates - RAL 7035

Cover plate dimensions (mm)	Nominal dimensions (mm)	References
H	W	
50	600	NSYADC16
	800	NSYADC18

Busbars

630 A bar support for SF, SM, SFX



Nominal dimensions (mm) Width/Depth	References
400	NSYBS400
500	NSYBS500
600	NSYBS600
800	NSYBS800

630 A busbar end cover

Reference
NSYBSC630

Screen for 630 A multi-stage busbar



Reference
04197

630 A multi-stage bar support



Reference
04192

Chassis for Spacial S3D, SDX, S3DM

Modular chassis

Dimensions (mm) Height	Dimensions (mm) Width	Number of modules*	Modular chassis reference	Plain front plate reference	Plain chassis reference
400	300	24	NSYDLM24	NSYCTL300DLM	NSYPMP300DLM
500	400	48	NSYDLM48	NSYCTL400DLM	NSYPMP400DLM
600	400	48	NSYDLM48P	NSYCTL400DLM	NSYPMP400DLM
600	600	84	NSYDLM84P	NSYCTL600DLM	NSYPMP600DLM
700	500	66	NSYDLM66	NSYCTL500DLM	NSYPMP500DLM
700	500	88	NSYDLM88	NSYCTL500DLM	NSYPMP500DLM
800	600	84	NSYDLM84	NSYCTL600DLM	NSYPMP600DLM
800	600	112	NSYDLM112	NSYCTL600DLM	NSYPMP600DLM
1000	600	168	NSYDLM168	NSYCTL600DLM	NSYPMP600DLM
1000	800	234	NSYDLM240	NSYCTL800DLM	NSYPMP800DLM

* 1 module = 2 steps = 18 mm

Chassis for Thalassa PLA

Modular distribution chassis

Dimensions (mm) Height	Dimensions (mm) Width	Number of modules*	Modular chassis reference
750	500	57	NSYDLP57G
750	500	76	NSYDLP76G
750	750	99	NSYDLP99G
750	750	132	NSYDLP132G
1000	500	95	NSYDLP95G
1000	500	114	NSYDLP114G
1000	750	165	NSYDLP165G
1000	750	198	NSYDLP198G
1250	500	114	NSYDLP114PG
1250	500	133	NSYDLP133G
1250	750	198	NSYDLP198PG
1250	750	231	NSYDLP231G
1500	500	152	NSYDLP152G
1500	500	171	NSYDLP171G
1500	750	264	NSYDLP264G
1500	750	297	NSYDLP297G

* 1 module = 2 steps = 18 mm

Chassis for Thalassa PLM, Spacial S3D & S3X

Dinimel DLA modular chassis

Dimensions (mm) Height	Dimensions (mm) Width	Number of modules*	Modular chassis reference
400	300	24	NSYDLA24G
500	400	48	NSYDLA48G
600	400	48	NSYDLA48PG
700	500	66	NSYDLA66G
700	500	88	NSYDLA88G
800	600	84	NSYDLA84G
800	600	112	NSYDLA112G
1000	800	234	NSYDLA234G

* 1 module = 2 steps = 18 mm

Cable management
Cable entries

Mixed membrane entries for IP55 direct cable entries			
Ø (mm)		Minor Pack.	References and colours
Drill hole	Cable / conduit		RAL 7035 light grey
23	4 - 20	10	**ISM71071**
29	4 - 25	10	**ISM71072**
36	4 - 32	10	**ISM71073**
44	4 - 40	10	**ISM71074**

Quick cable entries - IP67				
ISO	Ø (mm)		Minor pack.	References
	Drill hole	Cable		
M12	12.5	3 - 5	50	**IMT36179**
M16	16	5 - 7	50	**IMT36180**
M20	20.3	7 - 10	50	**IMT36181**
M25	25.3	10 - 14	50	**IMT36182**
M32	32.4	14 - 20	50	**IMT36183**
M40	40.7	20 - 26	25	**IMT36184**
M50	50.7	26 - 35	25	**IMT36185**

Cable-gland, disc and plug selection table										
Ø	Cable gland snap in		Cable gland - IP68			Multi-cable disc		Cable-gland gasket	Blanking plug	Transport plug
	Ref.	Snap in cable gland disassembling tool	Ref.	Ø min / max (mm)	drill Ø(2)	Ref.	Number / Ø (mm)			
M12	-	-	**ISM71501**	3 / 6.5	12.2 (0 + 0.2)	-	-	**IMT36151**	**IMT36161**	**-**
M16	**NSYCGSP16**	**NSYDT16**	**ISM71502**	4 / 8	16.2 (0 + 0.2)	**IMT36157**	2 x Ø 4	**IMT36152**	**IMT36162**	**IMT36167**
M20	**NSYCGSP20**	**NSYDT20**	**ISM71503**	6 / 12	20.2 (0 + 0.2)	**IMT36158**	3 x Ø 4	**IMT36153**	**IMT36163**	**IMT36168**
M20 (1)	-	-	**ISM36150**	6 / 12	20.2 (0 + 0.2)	**IMT36158**	3 x Ø 4	**IMT36153**	**IMT36163**	**IMT36168**
M25	**NSYCGSP25**	**NSYDT25**	**ISM71504**	11 - 17	25.2 (0 + 0.2)	**IMT36159**	4 x Ø 5	**IMT36154**	**IMT36164**	**IMT36169**
M32	**NSYCGSP32**	**NSYDT32**	**ISM71505**	15 / 21	32.2 (0 + 0.3)	**IMT36160**	6 x Ø 5	**IMT36155**	**IMT36165**	**IMT36170**
M40	**NSYCGSP40**	**NSYDT40**	**ISM71506**	19 / 18	45.5 (0 + 0.3)	-	-	**IMT36156**	**IMT36166**	**IMT36171**

(1) Cable-gland with high resistance for fire.
(2) In brackets: tolerance.

Circular connector-free entries - IP65									
No. of openings	Dimensions/ cut-out Ø	Diameter of the cable entry (Ø mm)						Packaging	References
		3-5.5	3-6.5	3.6-6.5	5-9.2	6-10	9.6-15.9		
4	50.5					3	1	10	**NSYTSAM504SE**
8	50.5			7		1		10	**NSYTSAM508SE**
8	63.5		2		4		2	10	**NSYTSAM638SE**
13	63.5	6		6		1		10	**NSYTSAM6313SE**

Rectangular connector-free entries - IP65								
No. of openings	Plate dimensions (mm)						Packaging	References
		4.3-8.1	3-6.5	5-9.2	8-12.5	9.6-15.9		
14	112 x 36		6	4		4	1	**NSYTSA2414SE**
17	112 x 36			17			1	**NSYTSA2417SE**
22	112 x 36		16	4	2		1	**NSYTSA2422SE**
23	112 x 36	23					1	**NSYTSA2423SE**
29	112 x 36		29				1	**NSYTSA2429SE**

FlexiCable cable-gland plate(1) - IP55			
Cable entrance type	Dimensions of plate (mm)	Effective cable entrance dimensions (mm)	Reference
C	245 x 130	178 x 63	**NSYTLCME**
D	345 x 130	278 x 63	**NSYTLDME**
E	445 x 130	378 x 63	**NSYTLEME**
F	545 x 130	478 x 63	**NSYTLFME**
G	495 x 220	428 x 153	**NSYTLGME**

(1) Replaces cable gland plate (S3D) or directly on enclosure.

Cable entry with dies for cables equipped with connectors - IP54		
Connector cut-out type	Number of cable entries	References
16	8	**NSYDCE168**
24	0	**NSYDCE240**
24	4	**NSYDCE244***
24	10	**NSYDCE2410**

* NSYDCE244 accepts 4 entries: 2 large seals and 2 small seals.

FL21 insulated flange with ISO knockouts - IP65				
Size	L1 (mm)	L2 (mm)	H (mm)	Reference
FL21	215	85	10	**NSYTSAKFL**

FL13 & FL21 pre-configured flanges - IP65						
FL	4-10 mm(1)	M16 (5-10 mm)(2)	M20 (6-13 mm)(2)	M25 (8-17 mm)(2)	M32 or M40 or M50(2)	References
13	10		1			**NSYAECPKFL11**
21		2	2	2	1	**NSYAECPKFL7A**
21			6		1	**NSYAECPKFL7B**
21		4	2	4		**NSYAECPKFL10**

(1) "Pop-out" membranes only.
(2) "Pop-out" membranes or cable gland installation.
(3) Knock out system.

FL21-type membranes - IP65												
No. of cable entries	Diameter of the cable entry (Ø mm)											References
	5-7	6-10	8-12	8-16	10-14	12-18	14-20	17-32	20-26	24-54	30-60	
0												**NSYAECPFLBP***
7				4						2	1	**NSYAECPFLT7**
25	4		4		12		4		1			**NSYAECPFLT25**
35		2	14		16	2		1				**NSYAECPFLT35**

* Metallic plate.

FL 13

FL 21

FL13 & FL21 type membranes - IP65												
Type	Dimensions (mm)			No. of cable entries	Diameter of the cable entry (Ø mm)							References
	H	W	D		13	14	15	16	18	21	30	
FL 13	20	135	47	7			4			3		**NSYAECPFLA7**
FL 13	20	135	47	10	6			4				**NSYAECPFLA10**
FL 21	25	215	86	25		16			6		3	**NSYAECPFLA25**
FL 21	25	215	86	33		24			9			**NSYAECPFLA33**

Split seals for NSYDCE cable entries - IP54	
For cables Ø (mm)*	References
0	**NSYCEJD**
3-4	**NSYCEJD3**
5-6	**NSYCEJD5**
7-8	**NSYCEJD7**
9-10	**NSYCEJD9**
11-12	**NSYCEJD11**
13-14	**NSYCEJD13**
16-17	**NSYCEJD16***
18-19	**NSYCEJD18***
20-21	**NSYCEJD20***
22-23	**NSYCEJD22***
24-25	**NSYCEJD24***
26-27	**NSYCEJD26***
28-29	**NSYCEJD28***
30-31	**NSYCEJD30***

* Large seal, 24/4 die only.

Grey cable-duct PVC - RAL 7030 - Lengh 2 m				
Dimensions (mm)		Supply (units)	Duct body References	Cover References
W	H			
25	25	8	**AK2GD2525**	**AK2CD25**
25	50	8	**AK2GD2550**	**AK2CD25**
37.5	50	8	**AK2GD3750**	**AK2CD37**
37.5	75	8	**AK2GD3775**	**AK2CD37**
50	50	8	**AK2GD5050**	**AK2CD50**
50	75	8	**AK2GD5075**	**AK2CD50**
75	50	8	**AK2GD7550**	**AK2CD75**
75	75	8	**AK2GD7575**	**AK2CD75**
100	75	8	**AK2GD10075**	**AK2CD100**
125	75	8	**AK2GD12575**	**AK2CD125**



Blue cable-duct PVC - RAL 5000 - Lengh 2 m				
Dimensions (mm)		Supply (units)	Duct body References	Cover References
W	H			
30	35	8	**AK2GA33**	**AK2CA3**
30	55	8	**AK2GA35**	**AK2CA3**
30	90	8	**AK2GA39**	**AK2CA3**
30	144	8	**AK2GA315**	**AK2CA3**
60	55	8	**AK2GA65**	**AK2CA6**
60	90	8	**AK2GA69**	**AK2CA6**
60	144	8	**AK2GA615**	**AK2CA6**

Transversal accessories

Lighting and power sockets

Multi-fixing LED lamps

Description	Power	Luminous flux	Voltage	Socket	References	Cables		
						Standard	Power (3 m)	Interconnection (1.5 m)
With socket	10 W	640 lm	230 V AC	Schuko	**NSYLAMLDS**	IEC	**NSYLAM3M**	**NSYLAM1M**
With socket	10 W	640 lm	230 V AC	UTE	**NSYLAMLDF**	IEC	**NSYLAM3M**	**NSYLAM1M**
With socket	10 W	640 lm	230 V AC	British	**NSYLAMLDB**	IEC	**NSYLAM3M**	**NSYLAM1M**
With socket	10 W	640 lm	230 V AC	USA	**NSYLAMLDU**	UL	**NSYLAM3MUL**	**NSYLAM1MUL**
Without socket	10 W	640 lm	230 V AC	-	**NSYLAMLD**	IEC	**NSYLAM3M**	**NSYLAM1M**
						UL	**NSYLAM3MUL**	**NSYLAM1MUL**
Without socket and with presence detection	10 W	640 lm	230 V AC	-	**NSYLAMLDD**	IEC	**NSYLAM3M**	**NSYLAM1M**
						UL	**NSYLAM3MUL**	**NSYLAM1MUL**
Without socket	10 W	640 lm	48 V DC	-	**NSYLAMLDVDC**	IEC	**NSYLAM3MDC**	**NSYLAM1MDC**
						UL	**NSYLAM3MDCUL**	**NSYLAM1MDCUL**

Cost-effective LED lamps

Power	Voltage	Frequency	Luminous flux	Dimensions		References
				(mm)	(in)	
5 W	120-230 V AC	50-60 Hz	500 lm	311 x 30.5 x 22	12.20 x 1.20 x 0.88	**NSYLAMT5LD1**
10 W	120-230 V AC	50-60 Hz	1100 lm	560 x 30.5 x 22	22.05 x 1.20 x 0.88	**NSYLAMT5LD1**
5 W	24-48V DC	-	470 lm	310 x 30.5 x 22	12.20 x 1.20 x 0.87	**NSYLAMT5LD1VDC**

Portable LED lamp

Description	Power	Luminous flux	Voltage	Reference
With switch	10 W	1100 lm	230 V AC	**NSYLAMPORTLD**

Door accessories

Spacial Floor-standing

Metal document pocket

Enclosure dimensions (mm)	References
W	
600	**NSYSDP6M**
800	**NSYSDP8M**



Folding support tray

Spacial dimensions (mm)	References
W	
500	**NSYSDT5**
600	**NSYSDT6**
800	**NSYSDT8**

Door cross rails

Nominal dimensions (mm)	References
W	
400	**NSYSDCR4**
500	**NSYSDCR5**
600	**NSYSDCR6**
800	**NSYSDCR8**
1000	**NSYSDCR10**

Door retainer

Door stop model	For enclosures	Limit	References
Mechanical	**Spacial SF**	90° and 140°	**NSYSFMDR**
	Spacial SM	90°	**NSYSMDR**
Pneumatic	**Spacial SF**	120°	**NSYSFNDR**
	Spacial SM	90° and 140°	**NSYSMNDR***

* Compatible with SF.

Door switch for floor-standing enclosures

For ranges	References
SF - SFX	**NSYDCM20**
SM	**NSYMDCM20**
PLA	**NSYSNLPLA**

Spacial Wall-mounting

Steel door retainer

Description	Reference
Steel door retainer for Spacial wall-mounting steel enclosure	**NSYAEDRSCST**

Polyamide door retainer

Description	Reference
Door retainer for Spacial wall-mounting steel enclosure	**NSYAEDRS3DPA6**

Door switch for wall-mounting enclosures

For ranges	Reference
S3D, S3X	**NSYINLCRN**

Plastic document pocket

Document format	References
A5	**NSYDPA5**
A4	**NSYDPA4**
A4	**NSYDPA44**(1)
A3	**NSYDPA3**

(1) Not compatible with 19" chassis or modular enclosure.

Earthing accessories

Earth braids				
Length (mm)	Width (mm)	Section (mm²)	Terminal Ø (mm)	References
150	12	6	6.5	**NSYEB156D6**
150	17	10	6.5	**NSYEB1510D6**
155	17	16	8.5	**NSYEB1516D8**
200	27	25	8.5	**NSYEB2025D8**
200	33	50	8.5	**NSYEB2050D8**

Earth cables			
Length (mm)	Section (mm²)	Terminal Ø (mm)	References
130	6	6.4	**NSYEL136D6**
160	6	6.4	**NSYEL166D6**
160	6	8.3	**NSYEL166D8**
170	10	8.3	**NSYEL1710D6**
220	6	6.4	**NSYEL226D6**
220	25	8.3	**NSYEL2225D8**
250	10	6.4	**NSYEL2510D6**
350	25	8.3	**NSYEL3525D8**

Earthing strip
Reference
NSYECB1M153

Central earthing point
Reference
NSYCEP

Fixing lugs for the earthing strip
Reference
NSYEDCOS

Floor accessories



Transport casters
Reference
NSYSTW*

* Only for Spacial SM, SF and SD.

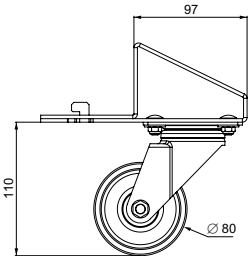

Fixed feet

Adjustable feet

Levelling feet (fixed and adjustable)	
Model	References
Fixed feet	**NSYSPSJ**
Adjustable feet	**NSYSPRJ**

Enclosure casters
Reference
NSYSW

Hygienic 316L stainless-steel feet	
Model with height (mm)	References
200	**NSYPHX200**

Enclosures spare parts

Schneider Electric selected a wide variety of spare parts for your enclosure. No matter if the enclosure is recently built or has several years, you can have the replacement parts you need.
Whether there is a mistake in a cut-out, a lost component, a logistic issue or an old product you have to repair, we make it easier for you to fix by providing the right solution.

	Cable gland plate	Plain doors	Transparent door	Door accessories	Earthing accessories	Fixing hardware
SBM						
S3D		■	■	■	■	■
S3DM			■		■	■
S3DC		■			■	
S3DCD		■				
S3DB		■			■	
SF				■		■
SM	■	■		■		
S3X		■	■	■		
SMX	■	■				
SFX	■	■		■		
PLA		■		■		■
PLM		■	■	■		■
SD	■	■		■		
SDX	■	■				
S3CM		■		■	■	
S3HF		■			■	
S3DEX		■			■	
PHD	■	■		■		
S3HD	■	■		■		
SFHD	■	■				
References	**NSYCE•••**	**NSYD•••** **NSYS•D•••**	**NSYD•••T** **NSYS•D•••T**	**NSYAED•••** **NSYDH•••** **NSYH•••**	**NSYSWMEL**	**NSYAS•••** **NSYCS•••** **NSY•••CG•••**

Consult Universal Enclosures general catalogue.

Locking accessories	Panels	Installation acc.	plinth accessories	Roof	Roof accessories	Miscellaneous	
						Bag of accessories (screws)	**SBM**
■	■						**S3D**
■	■						**S3DM**
■	■						**S3DC**
■	■						**S3DCD**
■							**S3DB**
■	■	■	■	■		Gaskets framework uprights, others.	**SF**
■			■				**SM**
■							**S3X**
							SMX
■							**SFX**
■			■				**PLA**
■							**PLM**
■	■						**SD**
■	■						**SDX**
	■						**S3CM**
■							**S3HF**
■	■						**S3DEX**
■			■				**PHD**
■				■			**S3HD**
■	■			■			**SFHD**
NSYAEDL••• **NSYBTA•••** **NSYV•••** **NSYLCK•••** **NSYLS•••**	**NSYPA•••** **NSYBP•••** **NSYSWM•••**	**NSYSQCR•••**	**NSYPC•••** **NSYZZ•••**	**NSYRS•••** **NSYTJ•••** **NSYSC•••**	**NSYTRIM•••**	-	**References**

A complete offer, easy to request and install:

- Complete and consistent offer of spare parts
- Each fragile component can be ordered
- In most cases, part can be replaced quickly without changing the enclosure
- Clear delivery time
- Defined price
- International availability

Check with your local contact.

Web Product Selectors

Online tool

> What it does: enables to view and download technical data and to add components to a basket.

> How to get it:
www.schneider-electric.com
> Products
> Industrial automation and control
> Enclosures and accessories
> Select a range

> Available for following ranges:
Spacial SDB, SBM, CRN, S3D, S3D6G, S3D6GK3, S3HD, S3HF, S3DEX, S3CM, SM, SF, SFP, SFM, SFHF, SFHD, SF5G, SFP5G, SD, S3X, S3XEX, SMX, SFX, SDX
Thalassa TBS, TBP, PLS, PLM, PLD, PLA, PHD
ClimaSys CV, CA, CR, CU, CE, CC, DT

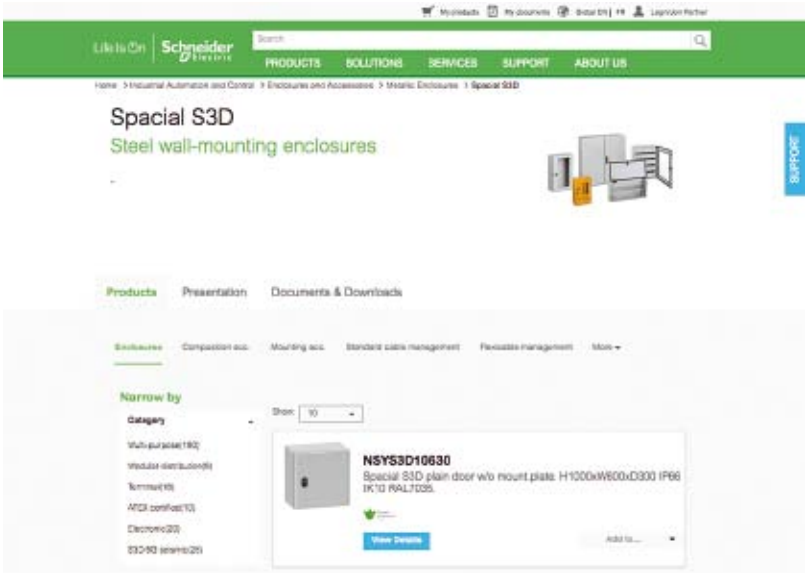

Enclosures selector: Digital Rules

Offline software

> What it does: configuration tool that allows to select the best components amongst our wide range, very easily and error-free. Enclosures and accessories are combined automatically, saving you time and money. You can create a complete bill of material of enclosures for your control panel.

> How to get it: type **"digital rules"** in the **www.schneider-electric.com** search box.

> Available for following ranges:
Spacial SBM, S3D, S3CM, SM, SF, SD, SDX, S3X, SFX, SMX
Thalassa PLM, PLA

Thermal calculation: EffiClima & ProClima

Offline software

EffiClima

> What it does: Create a complete and accurate tracking report of thermal conditions - temperature, humidity, dew point for your machine or process and environment.

A complete diagnosis in 3 steps:
1• ClimaSys DT dataloggers measure and track thermal data.
2• EffiClima software translates data into a report on temperature, humidity, and dew point
3• ProClima software proposes the right thermal management solution based on the data variables.

> How to get it: type **"EffiClima"** in the **www.schneider-electric.com** search box.



ProClima

> What it does: it is a thermal calculation software package. It calculates and selects the thermal accessories required for enclosures containing electrical and electronic equipment. Helps prevent breakdown issues due to overheating of devices in control panels.

> How to get it: type **"ProClima"** in the **www.schneider-electric.com** search box.

> Available for all Universal Enclosures ranges.

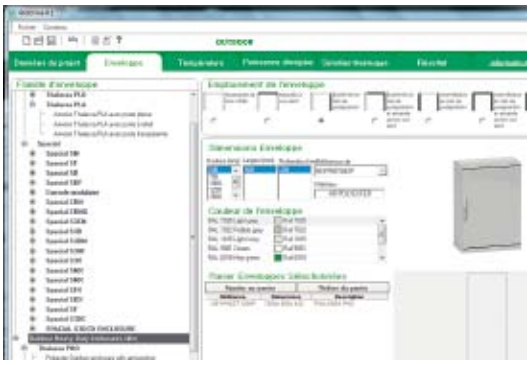

Customized services configurator: Spacial.conf

Offline software **Online tool**

> What it does: it is a Services quotation tool, which finds the best solution with Schneider Electric enclosures, accessories and their associated services: mounting components, machining for cut-outs and colours.

> How to get it: contact your local Schneider Electric representative.

> Available for all Universal Enclosures ranges.