2J7683B

5GNR Screw Mount

Key Features

Cable 1: 5GNR
- 617-960 MHz
- 1427-2690 MHz
- 3300-5000 MHz
- 5150-5925 MHz

Screw Mount
Ground Plane Independent
Customizable Cable and Connector
Dimensions: Ø 50 x 50.8 mm
Certificates: IP67, IP69

sales@prom-elec.com / ООО ПРОМЭЛЕКТРОНИКА

1. Antenna and electrical specifications

Parameters	5GNR Antenna			
Technologies	5G, 4G, 3G and 2G			
Standards	5GNR/4GLTE/FirstNet/CBRS/LPWA/CAT-X/CAT-Mx/CAT-NBx/NB-IoT/3G/2G			
Frequency (MHz)	617-960	1427-2690	3300-5000	5150-5925
Band (MHz)	600, 700, 850, 900	1500, 1600, 1700, 1800, 1900, 2000, 2100, 2300, 2500, 2600	3300, 3500, 3600, 3700, 4500	5200, 5500, 5800
5GNR Bands	n5, n8 ,12, n20, n28, n71, n81, n82, n83,	n1, n2, n3, n7, n25, n34, n38, n39, n40, n41, n50, n51, n66, n70, n74, n75, n76, n80, n84, n86	n77, n78, n79	
4GLTE Bands	B5, B6, B8, B12, B13, B14, B17, B18, B19, B20, B26, B27, B28, B29, B44, B67, B68, B71, B85	B1, B2, B3, B4, B7, B9, B10, B11, B21, B23, B24, B25, B30, B32, B33, B34, B35, B36, B37, B38, B39, B40, B41, B45, B50, B51, B65, B66, B69, B70, B74, B75, B76	B22, B42, B43, B48, B49, B52	B46, B47, B252, B255
3GCELL Bands	B5, B6, B8, B12, B13, B14, B19, B20, B26	B1, B2, B3, B4, B7, B9, B10, B11, B21, B25, B32, B33, B34, B35, B36, B37, B38, B39, B40	B22	
2GCELL Bands	710, 750, 810T, 850, 900P, 900E, 900R	1800DCS, 1900PCS		
CDMACELL Bands	BC0, BC2, BC3, BC7, BC9, BC10, BC12, BC18, BC19	BC1, BC4, BC6, BC8, BC13, BC14, BC15, BC16, BC20, BC21		
Return Loss (dB)	~-9.7	~-10.0	~-10.8	~-14.7
VSWR	~2.3:1	~2.1:1	~2.0:1	~1.6:1
Efficiency (%)	~48.1	~45.9	~25.2	~22.5
Peak Gain (dBi)	~2.9	~2.1	~0.5	~-1.0
Average Gain (dB)	~-3.5	~-3.7	~-6.2	~-6.8
Impendance (Ohm)	50			
Polarisation	Linear			
Radiation Pattern	Omni-Directional			
Max. Input Power (W)	25			
Connector Type	SMA-Male Standard (Other Connectors Available)			
Cable Length	300 cm Standard (Any Cable Length Available)			
Cable Type	LL100 Standard (Other Cables Available)			

Antenna Measurement Conditions:

Mounted on 30 x 30 cm Ground Plane

100 cm of LL100 Cable

Measured in Certified CTIA 3D Anechoic Chamber

2. Mechanical and environmental specifications

Specifications	2J7683B
Mounting Type	Screw Mount
Dimensions (mm)	Ø 50 x 50.8
Max. Tighten Torque (Nm)	3 Nm
Radome Type	ASA
Radome Color	Black
Antenna Base	Zamak
Gasket	Double Sided Foam
Operating Temperature (C)	-40 to +85
Storage Temperature (C)	-40 to +85
Substance Compliance	RoHS
Certificates	IP67, IP69

3. Antenna parameters

Cable 1: 5GNR

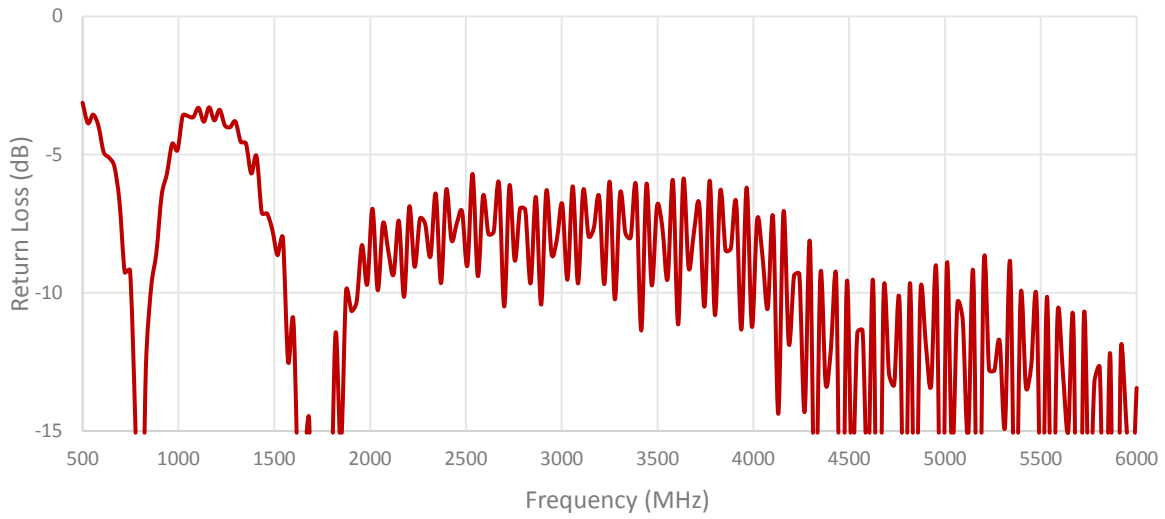

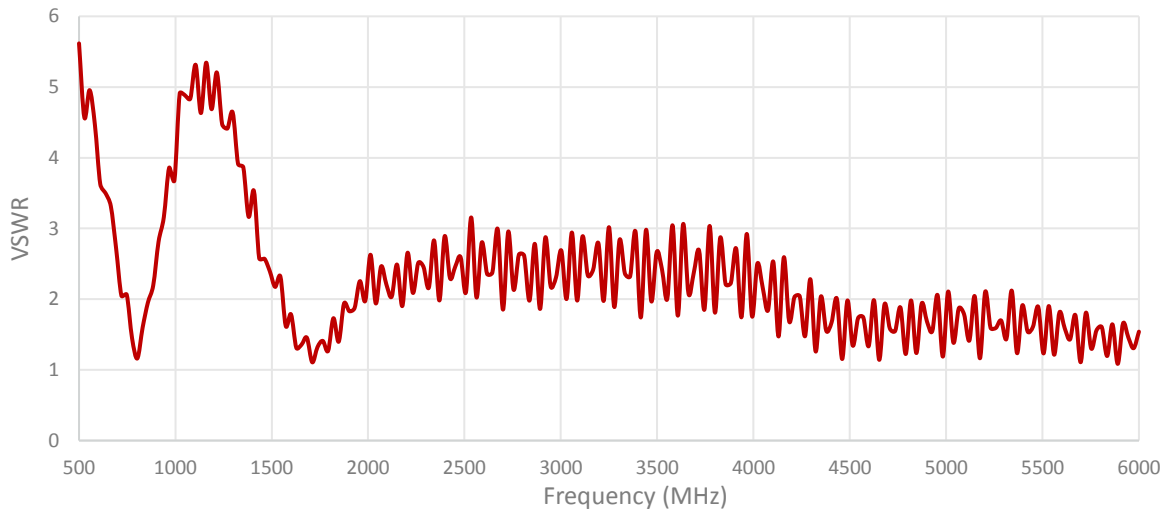

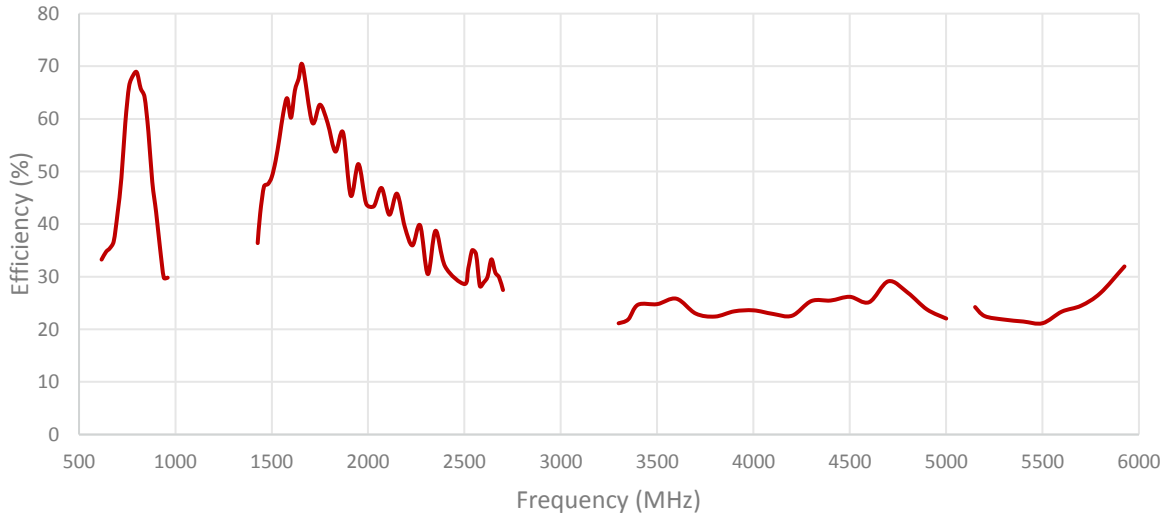
Efficiency (%)
80
70
60
50
40
30
20
10
0
500
1000
1500
2000
2500
3000
3500
4000
4500
5000
5500
6000
Frequency (MHz)

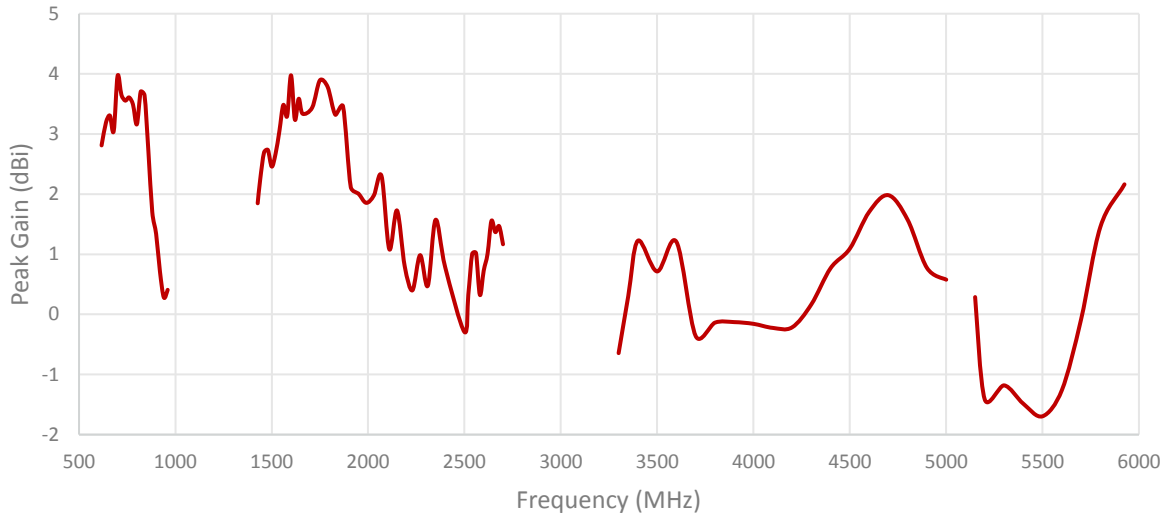
Peak Gain (dBi)
5
4
3
2
1
0
-1
-2
500
1000
1500
2000
2500
3000
3500
4000
4500
5000
5500
6000
Frequency (MHz)

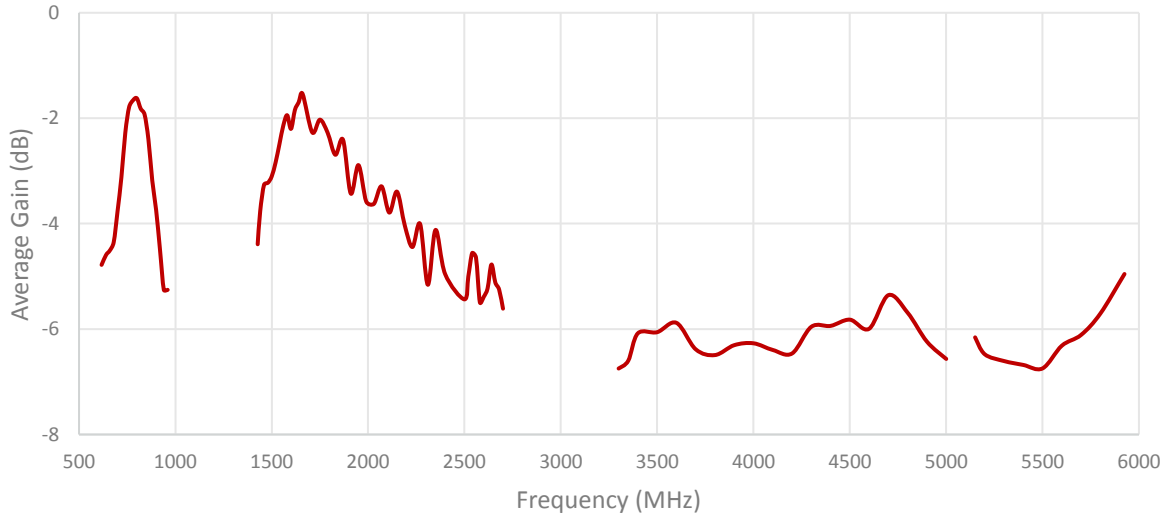
Average Gain (dB)
0
-2
-4
-6
-8
500
1000
1500
2000
2500
3000
3500
4000
4500
5000
5500
6000
Frequency (MHz)

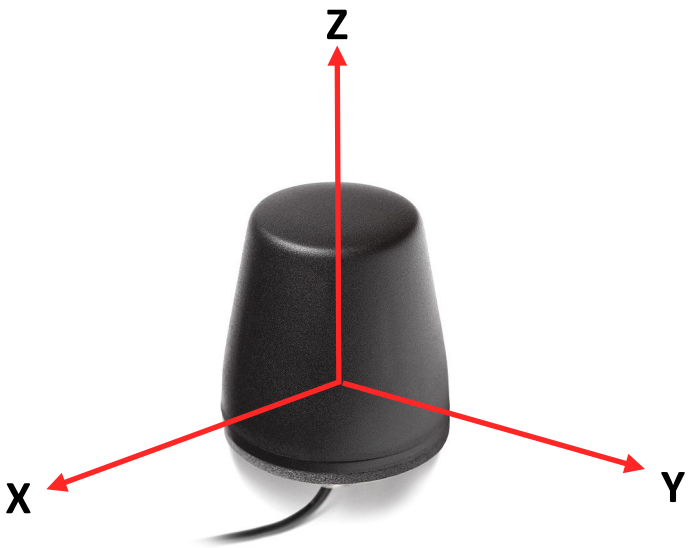

Radiation pattern reference

Cable 1: 5GNR

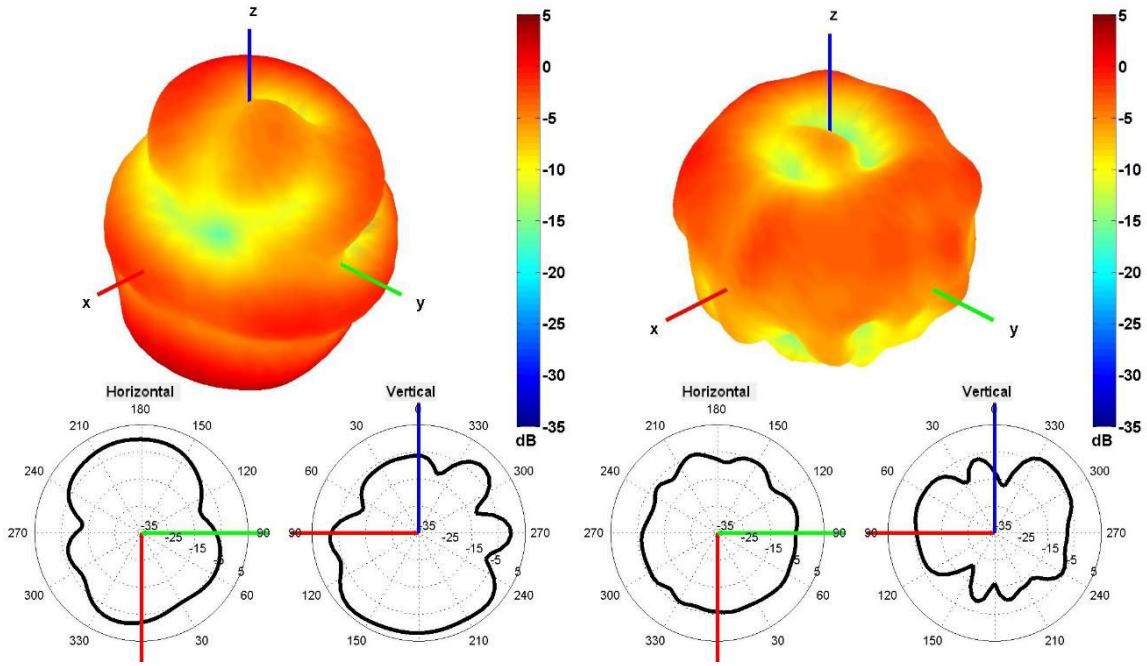

740 and 2500 MHz Radiation pattern

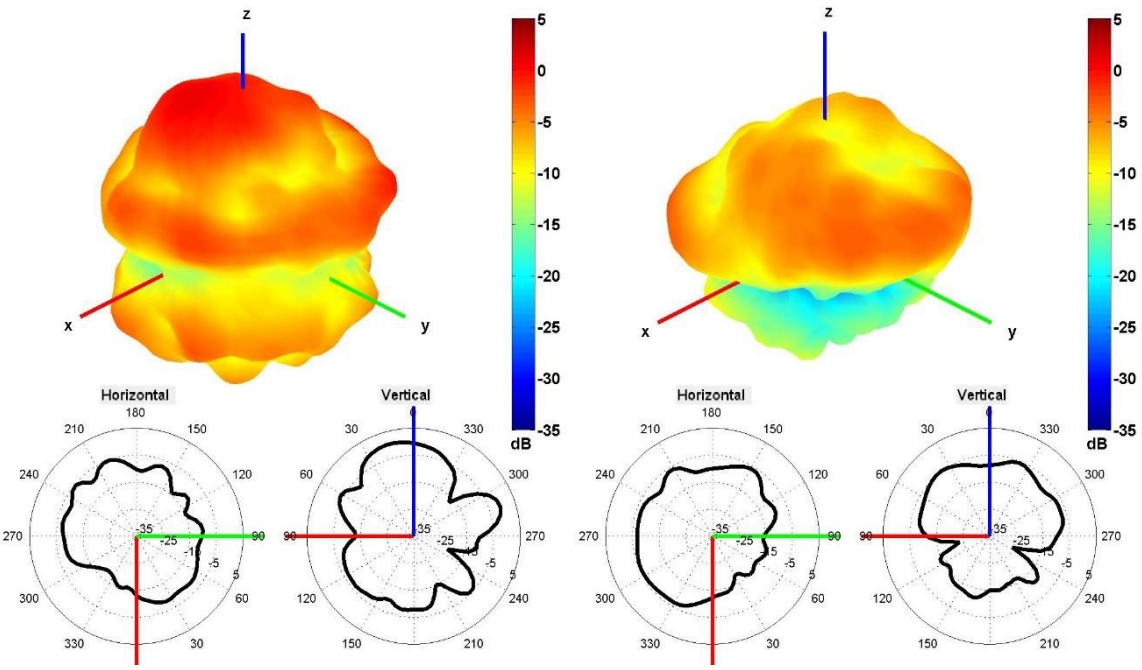

4500 and 5500 MHz Radiation pattern

4. Antenna drawings

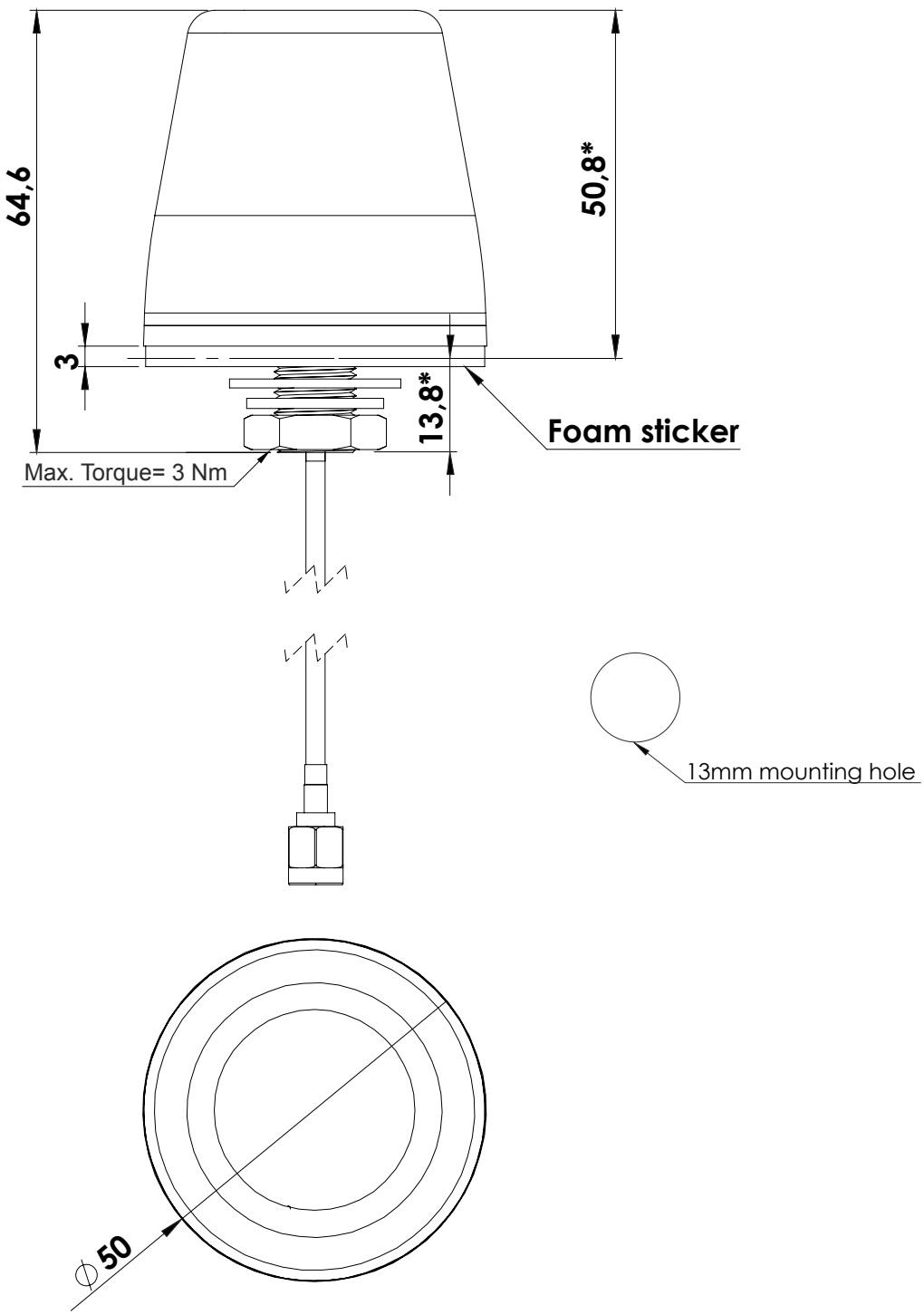

Note: Dimensions are in milimeters
***Dimensions are after mounting**
****Max. Torque= 3 Nm**

5. Antenna Images