Catalog | November 2020

Harmony Electromechanical Relays

Interface, miniature, and power electromechanical relays

schneider-electric.com

Life Is On | Schneider Electric

sales@prom-elec.com / ООО ПРОМЭЛЕКТРОНИКА

Harmony

Discover Harmony

Advanced operator interface and industrial relays

Harmony operator interface and industrial relays enhance operational efficiency and equipment availability across industrial and building applications. **Harmony** includes intelligent connected products and edge terminals that visualize, gather and process data, enabling informed operator decisions.

Explore our offer

- **Harmony** Push Buttons and Switches
- **Harmony** HMI Operator Terminals, IPC and EdgeBox
- **Harmony** Signaling Devices
- **Harmony** Electrical Relays
- **Harmony** Safety

Life Is On | Schneider Electric

Quick access to product information

Get technical information about your product

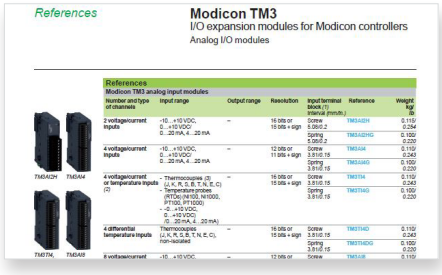

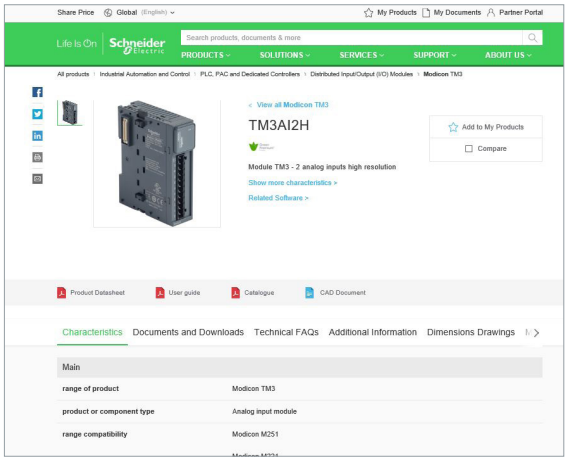

Each commercial reference presented in a catalog contains a hyperlink. Click on it to obtain the technical information of the product:

- Characteristics, Dimensions and drawings, Mounting and clearance, Connections and schemas, Performance curves
- Product image, Instruction sheet, User guide, Product certifications, End of life manual

Find your catalog

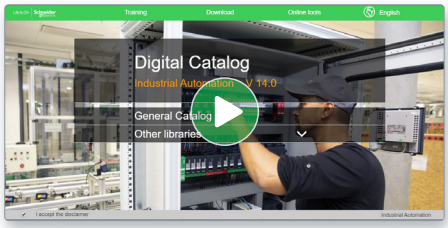

> With just 3 clicks, you can access the Industrial Automation and Control catalogs, in both English and French

> Consult digital automation catalogs at Digi-Cat Online

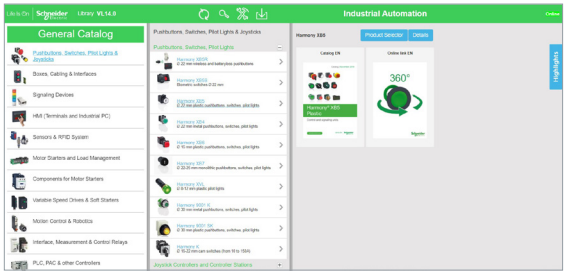

- Up-to-date catalogs
- Embeded product selectors,360° pictures
- Optimized search by commercial references

Select your training

> Find the right Training for your needs on our Global website

> Locate the training center with the selector tool, using this link

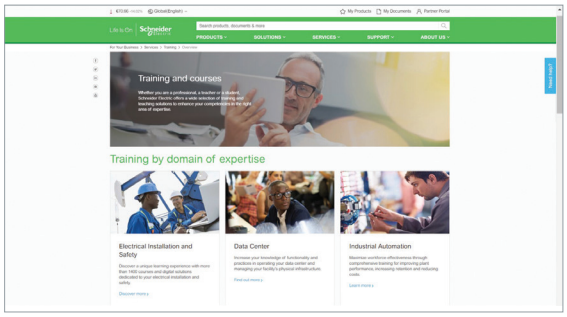

Life Is On | Schneider Electric

Contents

Harmony Electromechanical Relays

Interface, miniature, and power electromechanical relays

General presentation

- **RSL relays for compactness** ..... page 2
- **RXG relays for reliability** ..... page 2
- **RXM relays for automation control** ..... page 3

Selection guide of Plug-in relays and relays with clamp fixing ..... page 4

RSL slim interface relays

- **Presentation**
  - Presentation of the range ..... page 10
  - Relay description ..... page 10
  - Socket description ..... page 10
- **References**
  - Pre-assembled slim interface relays ..... page 11
  - Slim interface relays for customer assembly ..... page 11
  - Accessories for sockets ..... page 11

RSB interface relays

- **Presentation**
  - Presentation of the range ..... page 12
  - Socket description ..... page 12
- **References** ..... page 13
  - Pre-assembled interface relays ..... page 13
  - Interface relays for customer assembly ..... page 14
  - Sockets with separate contact terminal arrangement and connector connection ..... page 14
  - Protection modules ..... page 14
  - Accessories ..... page 13

RXG interface relays

- **Presentation**
  - Presentation of the range ..... page 16
  - Relay description ..... page 16
  - Socket description ..... page 16
- **References** ..... page 17
  - Pre-assembled interface relays ..... page 17
  - Interface relays for customer assembly ..... page 17
  - Sockets with separate contact terminals, screw connector connection,and built-in clamp ..... page 19
  - Protection modules ..... page 19
  - Accessories ..... page 19

RXM miniature relays

- **Presentation**
  - Presentation of the range ..... page 20
  - Relay description ..... page 20
  - Socket description ..... page 20
- **References** ..... page 21
  - Pre-assembled interface relays ..... page 21
  - Miniature relays for customer assembly ..... page 22
  - Sockets ..... page 23
  - Protection modules ..... page 23
  - Timing relays ..... page 23
  - Accessories ..... page 24

Harmony Electromechanical Relays

Interface, miniature, and power electromechanical relays

782H hermetically sealed relays

■ **Presentation**
- Presentation of the range ..... page 26
- Relay description ..... page 26
- Socket description ..... page 26

■ **References** ..... page 26
- 782H Hermertically sealed relays ..... page 27
- Sockets ..... page 27
- Socket modules ..... page 27
- Socket accessories ..... page 27

725 power relays

■ **Presentation**
- Presentation of the range ..... page 28
- Relay description ..... page 28
- Socket description ..... page 28

■ **References** ..... page 29
- 725 power relays ..... page 29
- Sockets ..... page 29
- Socket modules ..... page 29
- Socket accessories ..... page 29

RPM power relays

■ **Presentation**
- Presentation of the range ..... page 30
- Relay description ..... page 30
- Socket description ..... page 30

■ **References** ..... page 31
- Power relays for customer assembly ..... page 31
- Sockets ..... page 32
- Protection modules ..... page 32
- Timer module ..... page 32
- Accessories ..... page 33

RUM universal relays

■ **Presentation**
- Presentation of the range ..... page 34
- Relay description ..... page 34
- Socket description ..... page 35

■ **References** ..... page 36
- Universal relays for customer assembly ..... page 36
- Sockets ..... page 37
- Protection modules ..... page 37
- Timer module ..... page 37
- Timing relays ..... page 37
- Accessories ..... page 37

RPF power relays

■ **Presentation** ..... page 38

■ **References** ..... page 39

Technical presentation

■ **Relays** ..... page 40

■ **Protection modules** ..... page 41

Index

■ **Product reference index** ..... page 42

Harmony Electromechanical Relays

Interface, miniature, and power electromechanical relays

Harmony Electromechanical Relays

Used to multiply the number of input and output contacts, or for logic processing control

RSL relays are compact modular relays conforming to IEC/EN 61810-1, UL508, CSA C22.2 No. 14, and EAC international standards.



Screw connector

Spring terminal

Harmony relays offer interface, miniature, universal, and power electromenchanical relays, from 1 CO to 4 CO contacts, up to 30 A. The electromechanical relays help to reduce the size of enclosures and at the same time increase machine reliability.

RSL relays for compactness

Flexible offer

- Available as a single-referenced complete product (relay and socket) or customer-assembled product
- Wide choice of sockets ranging from 12 to 230 V ∿
- Standard and low level contact types

Enhanced performance

- Sockets with integrated reverse polarity protection circuit
- Relays for high breaking capacity or low-level current application requirements
- Power-on and Relay status LED indicator



LED indicator for RSL relay status

Simple installation and cabling

- Locking/unlocking lever for removing and replacing the relay in the socket
- Simple DIN rail mounting and commoning link accessory
- Choice of screw connector or spring terminal connection for sockets

RXG relays for reliability

Complete offer

RXG relays offer a broad range of coil voltages, from 6 V to 110 V ⎓ and 24 V to 230 V ∿. The relays are available with/without lockable test button, LED, and clear cover.

Easy to mount and use

These are the latest relays with a single-step lockable test button. The Faston pin terminal mounts quickly and securely. The slim 16 mm/*0.629 in.* socket for 2 CO saves panel space.

Single-step lockable test button

Harmony RXG → Latest interface relay with easy testing function

RXG relays for reliability (continued)

Expandable relays

RXG relays can be expanded with protection modules such as diode, diode with LED, varistor with LED, and RC circuit.

RXM industrial relays bring features for easy and improved control of simple and complex automation systems.

RXM relays for automation control

Easy to select

- Wider choice of contacts (2, 3, and 4 CO)
- Broad range of control circuit voltages and different socket types
- Configurator available in Apple App and Android Play Store

Convenient to use

- One-step lockable test button
- Mechanical indicator for contact status
- “Power On” LED for readiness



LED indicator for relay status

Simple to install

- Push and stay spring clamp socket wiring (no screwdriver required) provides **up to 65% time saving**
- Sockets for both DIN rail and panel mounting, time-saving bus jumper
- Direct mounting with DIN rail or flange adapter

Push and stay spring clamp terminal: insert without tool

Designed to perform

- Eco-design with RoHS and REACH
- Flexible add-on protection modules
- Spring clamp socket with 20 kg/*44 lb* wire pull-out force and reliable retention force on cables

Note: *The Zelio Relays range name has been changed in 2020 to Harmony Relays. As the timeline for each range is different, during the transition period there will be both Zelio and Harmony ranges shown on different product datasheets and packaging.*

Harmony RXM → Miniature in size and powerful in performance

Harmony Electromechanical Relays

Interface, miniature, and power electromechanical relays

Type of product		Plug-in relays Slim interface relays	
			
Number and type of contacts/conventional thermal current (Ith on NO contact)		1 CO/6 A	
Control circuit voltage	∿	-	
	⎓	12…60 V	
Pin type		Flat (PCB type, reinforced)	
Operational voltage		Up to 400 V ∿/300 V ⎓	
Durability (operating cycles per hour)	Electrical, resistive load	60,000	
	Mechanical, no-load	10,000,000	
Functions	LED	No	
	Mechanical indicator	No	
	Test button	No	
	Contact type	Standard and low level	
Type references		**RSL1●B4●D** *(1)*	
Pages		11	
Type of associated sockets		Sockets with LED and protection circuit	
Contact terminal arrangements		Separate	
Connection		Screw connector	Spring terminals
Accessories	Protection modules	No	No
	Timer module	No	No
	Maintaining clamps	No	No
	Socket identification legend	Yes	Yes
	Mounting adapters for DIN rail	No	No
	Mounting adapters with fixing lugs	No	No
	Bus jumper	Yes, 20-pole	Yes, 20-pole
Conventional thermal current (Ith)		6 A	6 A
Type references		**RSLZV●●**	**RSLZR●●**
Pages		11	

(1) Pre-assembled interface relays RSL1PV●● and RSL1PR●● (standard type relay + socket), RSB (relay + socket + clamp + protection module + label), and RXG (relay + socket + protection module) are also available.
(2) When using relay RSB1A160●● with socket RSZE1S48M, terminals must be linked.

Plug-in relays Interface relays			
Number and type of contacts/conventional thermal current (Ith on NO contact)	1 CO/16 A 1 CO/12 A 2 CO/8 A	1 CO/10 A 2 CO/5 A	
Control circuit voltage ∿	24…240 V	24…230 V	
⎓	6…110 V	6…110 V	
Pin type	Flat (PCB type)	Flat (Faston type)	
Operational voltage	Up to 400 V ∿/300 V ⎓	Up to 250 V ≂	
Durability (operating cycles per hour) Electrical, resistive load	100,000	100,000	
Mechanical, no-load	30,000,000	10,000,000 for AC coil 10,000,000 for DC coil	
Functions LED	Yes (with protection modules)	Yes (depending on version)	
Mechanical indicator	No	Yes (depending on version)	
Test button	No	Yes, lockable (depending on version)	
Contact type	Standard	Standard	
Type references	**RSB●●●●●●●** *(1)*	**RXG●●●●** *(1)*	
Pages	13	17	
Type of associated sockets	Sockets without LED	Sockets	
Contact terminal arrangements	Separate	Separate	
Connection	Screw connector / Push-in terminals	Screw connector / Push-in terminals	
Accessories: Protection modules	Yes / Yes	Yes / Yes	
Timer module	No / No	No / No	
Maintaining clamps	Yes / Yes (plastic, integrated)	Yes (plastic, integrated) / Yes (plastic, integrated)	
Socket identification legend	Yes / Yes	Yes / Yes	
Mounting adapters for DIN rail	No / No	No / No	
Mounting adapters with fixing lugs	No / No	No / No	
Bus jumper	Yes / Yes, 2-pole	Yes / Yes, 2-pole	
Conventional thermal current (Ith)	12 A / (2 terminals) × 10 A *(2)* / 12 A / 10 A	10 A for 1 CO / 5 A for 2 CO / 10 A / 5 A	
Type references	**RSZE1S35M** / **RSZE1S48M** / **RSZE05P** / **RSZE08P**	**RGZE1S35M** / **RGZE1S48M** / **RGZE05P** / **RGZE08P**	
Pages	13	18	

Harmony Electromechanical Relays

Interface, miniature, and power electromechanical relays

Type of product		Plug-in relays			
		Miniature relays			
Number and type of contacts/conventional thermal current (Ith on NO contact)		2 CO/12 A 3 CO/10 A 4 CO/6 A 4 CO/3 A (low level)			
Control circuit voltage	∼	24…240 V			
	⎓	12…220 V			
Pin type		Flat (Faston type)			
Operational voltage		Up to 250 V ∼ ⎓			
Durability (operating cycles per hour)	Electrical, resistive load	100,000			
	Mechanical, no-load	10,000,000			
Functions	LED	Yes (depending on version)			
	Mechanical indicator	Yes			
	Test button	Yes, lockable			
	Contact type	Standard and low level			
Type references		**RXM●●●●●●** *(1)*			
Pages		21			
Type of associated sockets		Sockets without LED			
Contact terminal arrangements		Mixed		Separate	
Connection		Screw connector	Screw clamp terminals	Screw connector	Push-in terminals
Accessories	Protection modules	Yes		Yes	Yes
	Timer module	No		No	No
	Maintaining clamps	Yes		Yes	Yes (plastic, integrated)
	Socket identification legend	Yes	No	Yes	Yes
	Mounting adapters for DIN rail	Yes		Yes	Yes
	Mounting adapters with fixing lugs	Yes		Yes	Yes
	Bus jumper	No		Yes, 2-pole (Ith = 5 A)	Yes, 2-pole
Conventional thermal current (Ith)		10 A	10 A	12 A for 2 CO *(2)* 6 A for 4 CO	12 A for 2 CO 6 A for 4 CO
Type references		**RXZE2M114M**	**RXZE2M114**	**RXZE2S●●●M**	**RXZE14P**
Pages		23			

(1) Pre-assembled miniature relays RXM (relay + socket + clamp + label) are also available.
(2) Except for sockets RXZE2S11●M: 10 A.
(3) To be used with specified sockets only.
(4) When using relay RSB1A160●● with socket RSZE1S48M, terminals must be linked.

Plug-in relays					
Hermetically sealed relays					
4 CO/5 A 4 CO/3 A (low level) 2 CO/5 A					
6...240 V					
6…110 V					
Flat (Plug-in type) *(3)*					
Up to 264 V ∼/121 V ⎓					
100,000					
10,000,000					
No					
No					
No					
Standard and low level					
782X●XH●●-● *(3)*					
27					
Sockets					
Mixed			Separate	–	–
Screw clamp terminals	Screw connector	Screw clamp terminals	Screw connector	Solder lug	PCB pins
Yes	Yes	No	Yes	No	No
No	No	No	No	No	No
Yes	Yes	Yes	Yes	Yes	Yes
No	Yes	No	Yes	–	–
Yes	Yes	Yes	Yes	–	–
–	–	–	–	–	–
–	–	–	Yes, 2-pole	–	–
10 A	10 A	10 A	10 A	5 A	10 A
70-782D14-1	**70-782E14-1**	**70-461-1**	**70-782EL14-1**	**70-378-1**	**70-379-1**
27					

Harmony Electromechanical Relays

Interface, miniature, and power electromechanical relays

Type of product		Plug-in socket mount	Panel/DIN rail mount with flat (Faston type) terminals	Panel/DIN rail mount with screw terminals
		Power relays		
Number and type of contacts/conventional thermal current (Ith on NO contact)		1 NO/30 A 2 NO/25 A		
Control circuit voltage	∿	24…240 V		
	⎓	12…24 V		
Pin type		Flat (Faston type)	Flat (Faston type)	Screw type
Operational voltage		Up to 264 V ∿/26.4 V ⎓		
Durability (operating cycles per hour)	Electrical, resistive load	100,000		
	Mechanical, no-load	5,000,000		
Functions	LED	Yes	Yes	Yes
	Mechanical indicator	Yes	No	No
	Test button	Yes, lockable	Yes, non-lockable	Yes, non-lockable
	Contact type	Standard		
Type references		725●XX●BM4L-●	725●XX●BC3ML-●	725●XX●SC3ML-●
Pages		29	29	29
Type of associated sockets		Socket		
Contact terminal arrangements		Separate	–	
Connection		Screw connector	–	
Accessories	Protection modules	Yes	–	
	Timer module	No	–	
	Maintaining clamps	Yes	–	
	Socket identification legend	–	–	
	Mounting adapters for DIN rail	No	–	
	Mounting adapters with fixing lugs	No	–	
	Bus jumper	No	–	
Conventional thermal current (Ith)		30 A	–	
Type references		70-725-1	–	
Pages		29	–	

(1) 100,000 for RPM1 and RPM2; 60,000 for RPM3 and RPM4.
(2) 30 A when mounted with 13 mm (0.51 in.) gap between two relays and 25 A when mounted side-by-side without a gap.

***Note:** The Zelio Relays range name has been changed in 2020 to Harmony Relays. As the timeline for each range is different, during the transition period there will be both Zelio and Harmony ranges shown on different product datasheets and packaging.*

Type of product		Plug-in relays			Relays with clamp fixing
		Power relays	Universal relays		Power relays
Number and type of contacts/conventional thermal current (Ith on NO contact)		1 CO/15 A 2 CO/15 A 3 CO/15 A 4 CO/15 A	2 CO/10 A 3 CO/10 A	2 CO/10 A 3 CO/10 A	2 NO/30 A *(2)* 2 CO/30 A *(2)*
Control circuit voltage	∿		24…230 V		
	⎓	12…110 V	12…220 V	12…110 V	12…24 V
Pin type		Flat (Faston type)	Cylindrical	Flat (Faston type)	Flat (Faston type)
Operational voltage		Up to 250 V ∿⎓	Up to 250 V ∿⎓		Up to 250 V ∿⎓
Durability (operating cycles per hour)	Electrical, resistive load	100,000 *(1)*	100,000		100,000
	Mechanical, no-load	10,000,000	5,000,000		5,000,000
Functions	LED	Yes (depending on version)	Yes (depending on version)		–
	Mechanical indicator	Yes	Yes		–
	Test button	Yes, lockable	Yes, lockable		–
	Contact type	Standard	Low level (depending on version)	Standard	–
Type references		RPM●●●●	RUM●●●●●		RPF●●●●
Pages		31	35		39
Type of associated sockets		Sockets without LED	Sockets without LED		
Contact terminal arrangements		Mixed	Mixed	Separate	–
Connection		Screw clamp terminals	Screw connector		–
Accessories	Protection modules	Yes	Yes		–
	Timer module	Yes (for 3-pole and 4-pole)	Yes		–
	Maintaining clamps	Yes (on socket RPZF1)	Yes		–
	Socket identification legend	Yes	Yes		–
	Mounting adapters for DIN rail	Yes	No		–
	Mounting adapters with fixing lugs	Yes	No		–
	Bus jumper	No	No	Yes, 2-pole (Ith = 5 A)	–
Conventional thermal current (Ith)		16 A	12 A		–
Type references		RPZF●	RUZC●M	RUZSC●M / RUZSF3M	–
Pages		32	35		–

Harmony Electromechanical Relays

Plug-in relays

RSL slim interface relays

Presentation of the range

RSL slim interface relays offer the advantages of compact size and modular design. Their slim width (6 mm/*0.236 in.*) saves space when mounting on a DIN rail at the back of an enclosure.

RSL relays are available as:

■ **Pre-assembled offer**: a single reference comprising a standard relay mounted on its socket.

□ The socket includes a protection circuit (against reverse polarity and surge) and an LED indicator as standard.

□ 2 types of connector are available for wire connection: screw connectors or spring terminals.

□ This pre-assembled solution covers a wide range of operating voltages from 12 to 230 V.

■ **Customer assembly offer**:

□ The relay (standard or low level) and the socket are selected, as required, according to the operating voltage of the application.

□ For maintenance, an **RSL** slim relay can be replaced without disconnecting the socket wiring.

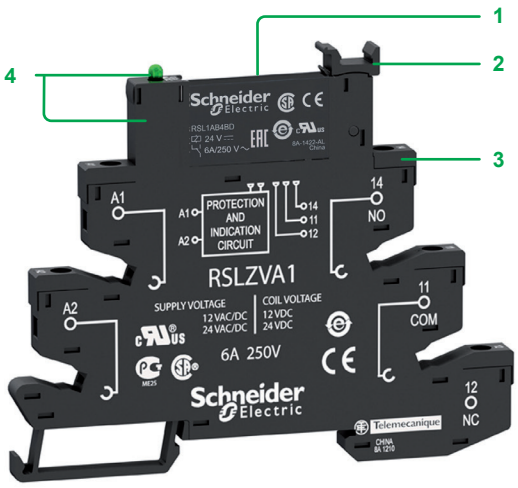

Relay description

RSL slim interface relays, pre-assembled

1 6 A standard relay with 1 CO contact
2 Lever for retaining or easy withdrawal of the relay from its socket
3 Sockets: wire connection by screw connectors or spring terminals
4 Built-in protection circuit and LED indicator on all sockets



RSL slim interface relay

1 5 flat (PCB type) standard pins

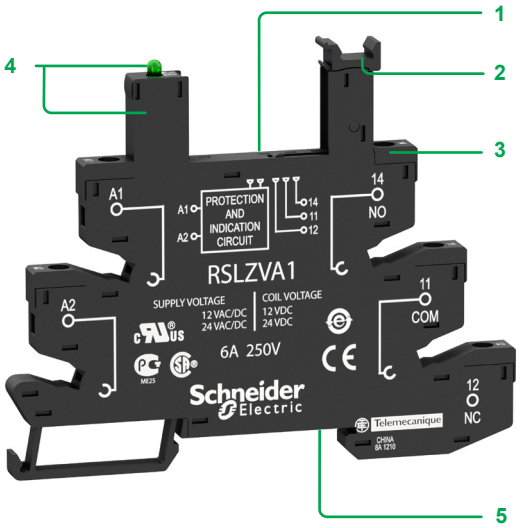

Socket description

Sockets for RSL slim interface relays

1 5 female contacts for the relay pins
2 Retaining lever with marker label
3 Wire connection by screw connectors or spring terminals
4 Built-in protection circuit and LED indicator
5 Locating slot for mounting on DIN rail

Harmony Electromechanical Relays

Plug-in relays

RSL slim interface relays

PF120937 PF120938

RSL1PVBU *RSL1PRPU*

Pre-assembled slim interface relays

Standard relays mounted on socket equipped with LED and protection circuit

1 CO contact - 6A thermal current (Ith)

Operating voltage V	Control circuit voltage V	Socket type: Screw connector – Unit reference	Weight kg/*lb*	Socket type: Spring terminal – Unit reference	Weight kg/*lb*
⎓/∿ 12	⎓ 12	RSL1PVJU (RSL1AB4JD + RSLZVA1)	0.031/*0.068*	RSL1PRJU (RSL1AB4JD + RSLZRA1)	0.029/*0.064*
⎓/∿ 24	⎓ 24	RSL1PVBU (RSL1AB4BD + RSLZVA1)	0.031/*0.068*	RSL1PRBU (RSL1AB4BD + RSLZRA1)	0.029/*0.064*
⎓/∿ 48	⎓ 48	RSL1PVEU (RSL1AB4ED + RSLZVA2)	0.031/*0.068*	RSL1PREU (RSL1AB4ED + RSLZRA2)	0.029/*0.064*
⎓/∿ 110	⎓ 60	RSL1PVFU (RSL1AB4ND + RSLZVA3)	0.031/*0.068*	RSL1PRFU (RSL1AB4ND + RSLZRA3)	0.029/*0.064*
⎓/∿ 230	⎓ 60	RSL1PVPU (RSL1AB4ND + RSLZVA4)	0.031/*0.068*	RSL1PRPU (RSL1AB4ND + RSLZRA4)	0.029/*0.064*

PF120931



RSL1AB4ND

Slim interface relays for customer assembly

Relays with flat (PCB type) standard pins

1 CO contact - 6A Thermal current (Ith)

Control circuit voltage V	Standard – Unit reference	Weight kg/*lb*	Low level – Unit reference	Weight kg/*lb*
⎓ 12	RSL1AB4JD	0.006/*0.013*	RSL1GB4JD	0.006/*0.013*
⎓ 24	RSL1AB4BD	0.006/*0.013*	RSL1GB4BD	0.006/*0.013*
⎓ 48	RSL1AB4ED	0.006/*0.013*	RSL1GB4ED	0.006/*0.013*
⎓ 60	RSL1AB4ND	0.006/*0.013*	RSL1GB4ND	0.006/*0.013*

PF090209 PF090210

RSLZVA● *RSLZRA●*

Sockets equipped with LED and protection circuit (Sold in lots of 10)

Operating voltage V	For use with relays	Socket type: Screw connector – Unit reference	Weight kg/*lb*	Socket type: Spring terminal – Unit reference	Weight kg/*lb*
⎓/∿ 12 and ⎓/∿ 24	RSL1●B4JD RSL1●B4BD	RSLZVA1	0.025/*0.055*	RSLZRA1	0.023/*0.051*
⎓/∿ 48 and ⎓/∿ 60	RSL1●B4ED RSL1●B4ND	RSLZVA2	0.025/*0.055*	RSLZRA2	0.023/*0.051*
⎓/∿ 110	RSL1●B4ND	RSLZVA3	0.025/*0.055*	RSLZRA3	0.023/*0.051*
⎓/∿ 230	RSL1●B4ND	RSLZVA4	0.025/*0.055*	RSLZRA4	0.023/*0.051*

PF121806

RSLZ2

PF121804

RSLZ3

Socket accessories

Description	For use with	Reference	Weight kg/*lb*
Clip-in legends (2 sheets of 64 legends)	All sockets	RSLZ5	0.001/*0.002*
Bus jumper (10 x 20-pole jumper)	All sockets	RSLZ2	0.003/*0.007*
Partition plate (10 partition plates)	All sockets	RSLZ3	0.001/*0.002*

Harmony Electromechanical Relays

Plug-in relays

RSB interface relays

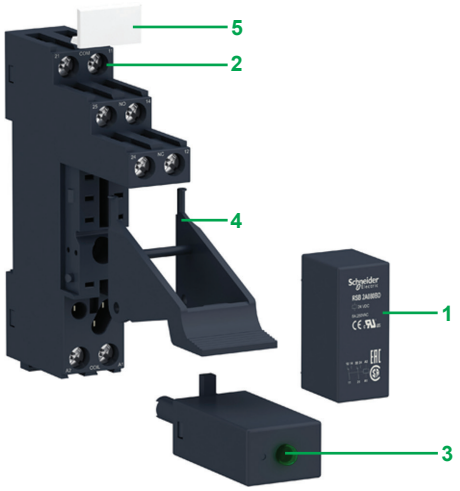

Presentation of the range

The RSB interface relay range comprises:

1. 12 A relays with 1 CO contact , 16 A relays with 1 CO contact, and 8 A relays with 2 CO contacts
2. Sockets with separate contact terminals
3. Protection modules (diode, diode + LED, RC circuit, or varistor + LED) common to all sockets
4. A plastic maintaining clamp for all sockets
5. Clip-in legend for all sockets

These relays are available in both pre-assembled (single reference) and customer assembled offers.

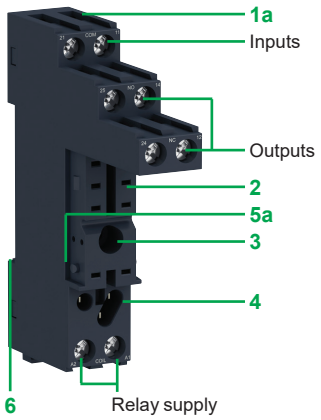

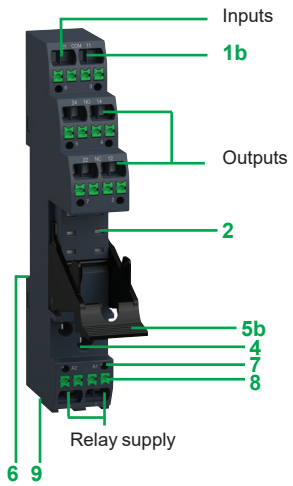

Socket description

Sockets with separate contact terminals *(1)*

1. **a** Connection by screw connector
   b Connection by push-in terminal
2. 5 or 8 female contacts for the relay pins
3. Hole for panel mounting
4. Location for protection modules
5. **a** Locking components for plastic maintaining clamp
   b Built-in plastic maintaining clamp for locking components
6. Locating slot for mounting on DIN rail
7. Test point
8. Push button to release wire
9. Location for bus jumpers

(1) The inputs and outputs are separate from the relay supply.

Harmony Electromechanical Relays

Plug-in relays

RSB interface relays

RSB2A080F7PV

Pre-assembled interface relays

Relays mounted on sockets with protection module (LED version) and integrated clamp (sold in lots of 30)

Control circuit voltage V	Number and types of contact - Thermal current (Ith)					
	1 CO - 12 A		1 CO - 16 A		2 CO- 8 A	
	Unit Reference	Weight kg/*lb*	Unit Reference	Weight kg/*lb*	Unit Reference	Weight kg/*lb*
12 ⎓	**RSB1A120JDPV** (RSB1A120JD + RSZE1S35M + RSZR215 + RZM031RB + RSZL300)	0.050/ *0.110*	–	–	**RSB2A080JDPV** (RSB2A080JD + RSZE1S48M + RSZR215 + RZM031RB + RSZL300)	0.057/ *0.126*
24 ⎓	**RSB1A120BDPV** (RSB1A120BD + RSZE1S35M + RSZR215 + RZM031RB + RSZL300)	0.050/ *0.110*	**RSB1A160BDPV** (RSB1A160BD + RSZE1S48M + RSZR215 + RZM031RB + RSZL300)	0.057/ *0.126*	**RSB2A080BDPV** (RSB2A080BD + RSZE1S48M + RSZR215 + RZM031RB + RSZL300)	0.057/ *0.126*
24 ∿	**RSB1A120B7PV** (RSB1A120B7 + RSZE1S35M + RSZR215 + RZM021RB + RSZL300)	0.050/ *0.110*	–	–	**RSB2A080B7PV** (RSB2A080B7 + RSZE1S48M + RSZR215 + RZM021RB + RSZL300)	0.057/ *0.126*
120 ∿	**RSB1A120F7PV** (RSB1A120F7 + RSZE1S35M + RSZR215 + RZM021FP + RSZL300)	0.050/ *0.110*	–	–	**RSB2A080F7PV** (RSB2A080F7 + RSZE1S48M + RSZR215 + RZM021FP + RSZL300)	0.057/ *0.126*
220 ∿	–	–	–	–	**RSB2A080M7PV** (RSB2A080M7 + RSZE1S48M + RSZR215 + RZM021FP + RSZL300)	0.057/ *0.126*
230 ∿	**RSB1A120P7PV** (RSB1A120P7 + RSZE1S35M + RSZR215 + RZM021FP + RSZL300)	0.050/ *0.110*	**RSB1A160P7PV** (RSB1A160P7 + RSZE1S48M + RSZR215 + RZM021FP + RSZL300)	0.057/ *0.126*	**RSB2A080P7PV** (RSB2A080P7 + RSZE1S48M + RSZR215 + RZM021FP + RSZL300)	0.057/ *0.126*

Harmony Electromechanical Relays

Plug-in relays

RSB interface relays

PF153636A

RSB1A120JD + RZM031RB + RSZE1S35M

PF153646A

RSB1A160JD + RSZE1S48M

XBK_CP19314D

RSZE05P

Interface relays for customer assembly

RSB interface relays for standard applications (sold in lots of 10)

Control circuit voltage V	Number and type of contacts - Thermal current (Ith) 1 CO - 12 A Unit reference	1 CO - 16 A Unit reference	2 CO - 8 A Unit reference	Weight kg/*lb*
6 ⎓	RSB1A120RD	RSB1A160RD	RSB2A080RD	0.014/*0.031*
12 ⎓	RSB1A120JD	RSB1A160JD	RSB2A080JD	0.014/*0.031*
24 ⎓	RSB1A120BD	RSB1A160BD	RSB2A080BD	0.014/*0.031*
48 ⎓	RSB1A120ED	RSB1A160ED	RSB2A080ED	0.014/*0.031*
60 ⎓	RSB1A120ND	RSB1A160ND	RSB2A080ND	0.014/*0.031*
110 ⎓	RSB1A120FD	RSB1A160FD	RSB2A080FD	0.014/*0.031*
24 ∿	RSB1A120B7	RSB1A160B7	RSB2A080B7	0.014/*0.031*
48 ∿	RSB1A120E7	RSB1A160E7	RSB2A080E7	0.014/*0.031*
120 ∿	RSB1A120F7	RSB1A160F7	RSB2A080F7	0.014/*0.031*
220 ∿	RSB1A120M7	RSB1A160M7	RSB2A080M7	0.014/*0.031*
230 ∿	RSB1A120P7	RSB1A160P7	RSB2A080P7	0.014/*0.031*
240 ∿	RSB1A120U7	RSB1A160U7	RSB2A080U7	0.014/*0.031*

Sockets with separate contact terminal arrangement and screw connector connection

Rated insulation voltage	Thermal current (Ith)	Relay type	Sold in lots of	Unit reference	Weight kg/*lb*
250 V ∿	12 A	RSB1A120●●	10	RSZE1S35M	0.060/*0.132*
	10 A *(1)*	RSB1A160●● *(2)* RSB2A080●●	10	RSZE1S48M	0.050/*0.110*

Sockets with separate contact terminal arrangement, push in terminals, and built-in clamp

Rated insulation voltage	Thermal current (Ith)	Relay type	Sold in lots of	Unit reference	Weight kg/*lb*
250 V ∿	12 A	RSB1A●●●●●	10	RSZE05P	0.037/*0.082*
	10 A	RSB2A●●●●●	10	RSZE08P	0.042/*0.093*

Protection modules

Description	For use with	Voltage V	Sold in lots of	Unit reference	Weight kg/*lb*
Diode	All sockets	6…230 ⎓	10	RZM040W	0.003/*0.007*
RC circuit	All sockets	24…60 ∿	10	RZM041BN7	0.010/*0.022*
		110…240 ∿	10	RZM041FU7	0.010/*0.022*
Diode + green LED	All sockets	6…24 ⎓	10	RZM031RB	0.004/*0.009*
		24…60 ⎓	10	RZM031BN	0.004/*0.009*
		110…230 ⎓	10	RZM031FPD	0.004/*0.009*
Varistor + green LED	All sockets	6…24 ⎓/∿	10	RZM021RB	0.005/*0.011*
		24…60 ⎓/∿	10	RZM021BN	0.005/*0.011*
		110…230 ⎓/∿	10	RZM021FP	0.005/*0.011*

(1) RSZE1S48M is a two terminal socket each carrying 10 A.
(2) If RSZE1S48M /RSZE08P socket terminals are linked, relay RSB1A160●● can be used up to 16 A. See "Wiring diagrams" on www.se.com/harmonyelectromechanicalrelays

Accessories

Description	For use with	Sold in lots of	Unit reference	Weight kg/*lb*
Plastic maintaining clamp	All sockets	10	RSZR215	0.002/*0.004*
Legend	All sockets	10	RSZL300	0.001/*0.002*
Bus jumper (10 x 8-pole jumper)	For inputs (A1, A2) of RSZE screw sockets (RSZE1S35M, RSZE1S48M)	10	RGZS08	0.006/*0.013*
Bus jumper (10 x 2-pole jumper)	For input (A2) of RSZE push-in sockets (RSZE05P, RSZE08P)	10	RSZS02	0.002/0.004

XBK_CP19466

RSZR215

RS_532_CPSCT17003-68-Q

RGZS08

XBK_CP19318

RSZS02

Harmony Electromechanical Relays
Plug-in relays
RXG interface relays

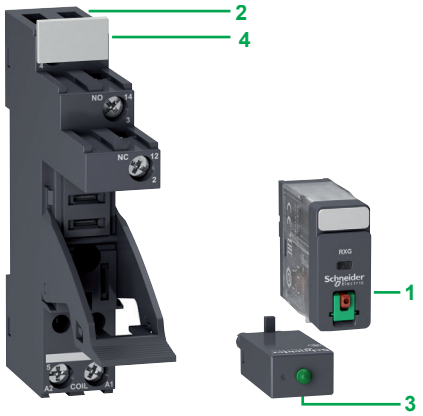

Presentation of the range

RXG relays are interface plug-in relays with Faston pins for better reliability and robust installation. They are used in PLC applications.

The RXG interface relay range comprises:

1 10 A relays with 1 CO contact and 5 A relays with 2 CO contacts
2 Sockets with separate contact terminals, built-in plastic maintaining clamp
3 Protection modules (diode, diode + LED, RC circuit, or varistor + LED) common to all RXG sockets
4 Clip-in legends for all RXG sockets

These relays are available in both pre-assembled (single reference) and customer assembled offers.



Relay description

1 Spring-return pushbutton for testing the contacts (green: ⎓, red: ∿)
2 Mechanical “relay status” indicator
3 Removable lock-down door enabling forced maintaining of the contacts for test sequences or maintenance purposes
4 LED (depending on version) indicating the relay status
5 Removable legend for relay identification
6 5 or 8 Faston type pins
7 Standard cover-type relay with pushbutton, mechanical indicator, and LED options
8 Clear cover-type relay

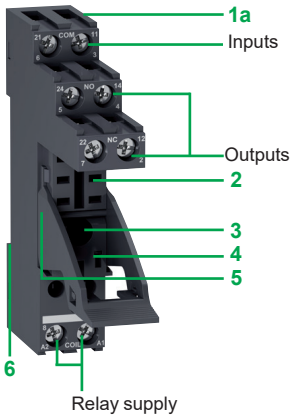

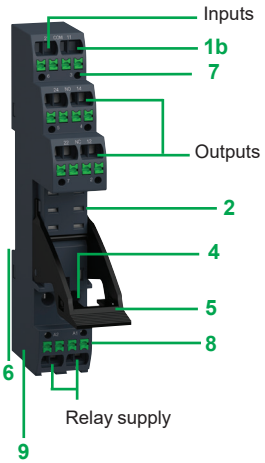

Socket description

Sockets with separate contact terminals *(1)*

1 **a** Connection by connector
  b Connection by push-in terminal
2 5 or 8 female contacts for the relay pins
3 Hole for panel mounting
4 Location for protection modules
5 Built-in plastic maintaining clamp for locking components
6 Locating slot for mounting on DIN rail
7 Test point
8 Push button to release wire
9 Location for bus jumpers

(1) The inputs and outputs are separate from the relay supply.

Harmony Electromechanical Relays

Plug-in relays

RXG interface relays

RXG22BDPV

Pre-assembled interface relays

Relays with lockable test button and LED, mounted on sockets with protection module and integrated clamp

Control circuit voltage V	Sold in lots of	Number and type of contacts - Thermal current (Ith) 1 CO - 10 A Unit reference	Weight kg/*lb*	2 CO - 5 A Unit reference	Weight kg/*lb*
24 ⎓	30	**RXG12BDPV** (RXG12BD + RGZE1S35M + RZM031RB)	0.059/*0.130*	**RXG22BDPV** (RXG22BD + RGZE1S48M + RZM031RB)	0.066/*0.145*
24 ∿	30	**RXG12B7PV** (RXG12B7 + RGZE1S35M + RZM021RB)	0.059/*0.130*	**RXG22B7PV** (RXG22B7 + RGZE1S48M + RZM021RB)	0.067/*0.148*
230 ∿	30	**RXG12P7PV** (RXG12P7 + RGZE1S35M + RZM021FP)	0.059/*0.130*	**RXG22P7PV** (RXG22P7 + RGZE1S48M + RZM021FP)	0.067/*0.148*
Relays with LED, mounted on sockets with protection module, and integrated clamp					
24 ⎓	30	**RXG13BDPV** (RXG13BD + RGZE1S35M + RZM031RB)	0.058/*0.129*	**RXG23BDPV** (RXG23BD + RGZE1S48M + RZM031RB)	0.066/*0.145*
230 ∿	30	**RXG13P7PV** (RXG13P7 + RGZE1S35M + RZM021FP)	0.059/*0.130*	**RXG23P7PV** (RXG23P7 + RGZE1S48M + RZM021FP)	0.067/*0.148*
Relays with lockable test button and without LED, mounted on sockets with protection module, and integrated clamp					
24 ⎓	30			**RXG21BDPV** (RXG21BD + RGZE1S48M + RZM031RB)	0.067/*0.148*
24 ∿	30			**RXG21B7PV** (RXG21B7 + RGZE1S48M + RZM021RB)	0.067/*0.148*
230 ∿	30			**RXG21P7PV** (RXG21P7 + RGZE1S48M + RZM021FP)	0.067/*0.148*

RXG11RD

Interface relays for customer assembly

Standard cover relays with lockable test button

6 ⎓	10	**RXG11RD**	**RXG21RD**	0.020/*0.044*
12 ⎓	10	**RXG11JD**	**RXG21JD**	0.020/*0.044*
24 ⎓	10	**RXG11BD**	**RXG21BD**	0.020/*0.044*
48 ⎓	10	**RXG11ED**	**RXG21ED**	0.020/*0.044*
60 ⎓	10	**RXG11ND**	**RXG21ND**	0.020/*0.044*
110 ⎓	10	**RXG11FD**	**RXG21FD**	0.020/*0.044*
24 ∿	10	**RXG11B7**	**RXG21B7**	0.020/*0.044*
48 ∿	10	**RXG11E7**	**RXG21E7**	0.020/*0.044*
120 ∿	10	**RXG11F7**	**RXG21F7**	0.020/*0.044*
220 ∿	10	**RXG11M7**	**RXG21M7**	0.020/*0.044*
230 ∿	10	**RXG11P7**	**RXG21P7**	0.020/*0.044*

Harmony Electromechanical Relays

Plug-in relays

RXG interface relays

RXG22B7

RXG13RD

RXG15RD

Interface relays for customer assembly

Control circuit voltage V	Sold in lots of	Number and type of contacts - Thermal current (Ith) 1 CO - 10 A Unit reference	2 CO - 5 A Unit reference	Weight kg/*lb*
Standard cover relays with lockable test button and LED				
6 ⎓	10	RXG12RD	RXG22RD	0.020/*0.044*
12 ⎓	10	RXG12JD	RXG22JD	0.020/*0.044*
24 ⎓	10	RXG12BD	RXG22BD	0.020/*0.044*
48 ⎓	10	RXG12ED	RXG22ED	0.020/*0.044*
60 ⎓	10	RXG12ND	RXG22ND	0.020/*0.044*
110 ⎓	10	RXG12FD	RXG22FD	0.020/*0.044*
24 ∿	10	RXG12B7	RXG22B7	0.020/*0.044*
48 ∿	10	RXG12E7	RXG22E7	0.020/*0.044*
120 ∿	10	RXG12F7	RXG22F7	0.020/*0.044*
220 ∿	10	RXG12M7	RXG22M7	0.020/*0.044*
230 ∿	10	RXG12P7	RXG22P7	0.020/*0.044*
Standard cover relays with LED				
6 ⎓	10	RXG13RD	RXG23RD	0.020/*0.044*
12 ⎓	10	RXG13JD	RXG23JD	0.020/*0.044*
24 ⎓	10	RXG13BD	RXG23BD	0.020/*0.044*
48 ⎓	10	RXG13ED	RXG23ED	0.020/*0.044*
60 ⎓	10	RXG13ND	RXG23ND	0.020/*0.044*
110 ⎓	10	RXG13FD	RXG23FD	0.020/*0.044*
24 ∿	10	RXG13B7	RXG23B7	0.020/*0.044*
48 ∿	10	RXG13E7	RXG23E7	0.020/*0.044*
120 ∿	10	RXG13F7	RXG23F7	0.020/*0.044*
220 ∿	10	RXG13M7	RXG23M7	0.020/*0.044*
230 ∿	10	RXG13P7	RXG23P7	0.020/*0.044*
Clear cover relays				
6 ⎓	10	RXG15RD	RXG25RD	0.019/*0.042*
12 ⎓	10	RXG15JD	RXG25JD	0.019/*0.042*
24 ⎓	10	RXG15BD	RXG25BD	0.019/*0.042*
48 ⎓	10	RXG15ED	RXG25ED	0.019/*0.042*
60 ⎓	10	RXG15ND	RXG25ND	0.019/*0.042*
110 ⎓	10	RXG15FD	RXG25FD	0.019/*0.042*
24 ∿	10	RXG15B7	RXG25B7	0.018/*0.040*
48 ∿	10	RXG15E7	RXG25E7	0.018/*0.040*
120 ∿	10	RXG15F7	RXG25F7	0.018/*0.040*
220 ∿	10	RXG15M7	RXG25M7	0.018/*0.040*
230 ∿	10	RXG15P7	RXG25P7	0.018/*0.040*

Harmony Electromechanical Relays

Plug-in relays

RXG interface relays

PF132517

RGZE1S48M

XBK_CP19316B

RGZE05P

PF132522

RZM031RB

PF132519

RSZL300

RS_532_CPSCT17003

RGZS08

PF132518

RGZR215

XBK_CP19319A

RSZS02

Sockets with separate contact terminals arrangement, screw connector connection, and built-in clamp

Description	Thermal current (Ith)	Relay type	Sold in lots of	Unit reference	Weight kg/*lb*
1 CO socket with 1 pole	10 A	**RXG1●●●**	10	RGZE1S35M	0.034/*0.075*
2 CO socket with 2 poles	5 A	**RXG2●●●**	10	RGZE1S48M	0.042/*0.093*

Sockets with separate contact terminal arrangement, push-in terminals, and built-in clamp

Description	Thermal current (Ith)	Relay type	Sold in lots of	Unit reference	Weight kg/*lb*
1 CO socket with 1 pole	10 A	**RXG1●●●**	10	RGZE05P	0.039/*0.086*
2 CO socket with 2 poles	5 A	**RXG2●●●**	10	RGZE08P	0.042/*0.093*

Protection modules

Description	For use with	Voltage V	Sold in lots of	Unit reference	Weight kg/*lb*
Diode	All sockets	6…230 ⎓	10	RZM040W	0.003/*0.007*
RC circuit	All sockets	24…60 ∿	10	RZM041BN7	0.010/*0.022*
		110…240 ∿	10	RZM041FU7	0.010/*0.022*
Diode + green LED	All sockets	6…24 ⎓	10	RZM031RB	0.004/*0.009*
		24…60 ⎓	10	RZM031BN	0.004/*0.009*
		110…230 ⎓	10	RZM031FPD	0.004/*0.009*
Varistor + green LED	All sockets	6…24 ∿/⎓	10	RZM021RB	0.005/*0.011*
		24…60 ∿/⎓	10	RZM021BN	0.005/*0.011*
		110…230 ∿/⎓	10	RZM021FP	0.005/*0.011*

Accessories

Description	For use with	Sold in lots of	Unit reference	Weight kg/*lb*
Plastic maintaining clamp	All sockets	10	RGZR215	0.002/*0.004*
Legend	All sockets	10	RSZL300	0.001/*0.002*
Legend	All relays	10	RGZL520	0.001/*0.002*
Bus jumper (10 x 8-pole jumper)	For inputs (A1, A2) of RGZE screw sockets (RGZE1S35M, RGZE1S48M)	10	RGZS08	0.006/*0.013*
Bus jumper (10 x 2-pole jumper)	For input (A2) of RGZE push-in sockets (RGZE05P, RGZE08P)	10	RSZS02	0.002/*0.004*

Harmony Electromechanical Relays

Plug-in relays

RXM miniature relays

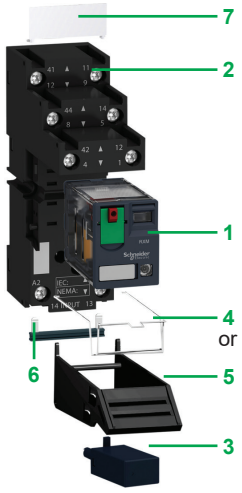

Presentation of the range

The RXM miniature relay range comprises:

1 12 A relays with 2 CO contacts, 10 A relays with 3 CO contacts, 6 A relays with 4 CO contacts, and 3 A “low level” relays with 4 CO contacts (all these relays have the same dimensions)
2 Sockets with mixed or separate contact terminals
3 Protection modules (diode, RC circuit, or varistor) common to all sockets
4 Metal maintaining clamp for all sockets
5 Plastic maintaining clamp for all sockets
6 2-pole bus jumper that can be used on sockets with separate contact terminals in order to simplify cabling when creating an equipotential link between the coil terminals
7 Clip-in legends for all sockets except **RXZE2M114** and **RXZE2S114S**

These relays are available in both pre-assembled (single reference) and customer assembled offers.



Relay description

1 Spring-return pushbutton for testing the contacts (green: ⎓, red: ∿)
2 Mechanical “relay status” indicator
3 Removable lock-down door enabling forced maintaining of the contacts for test sequences or maintenance purposes
4 LED (depending on version) indicating the relay status
5 Removable legend for relay identification
6 4 notches for rail mounting adapter or panel mounting adapter with mounting lugs
7 8, 11, or 14 Faston type pins
8 Area by which the product can be easily gripped
9 Mounting adapter enabling direct mounting of the relay on a panel
10 Mounting adapter enabling direct mounting of the relay on a DIN rail

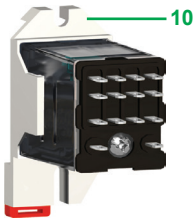

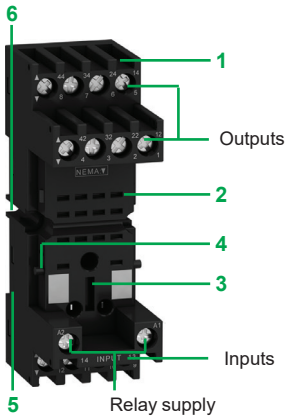

Sockets with mixed contact terminals

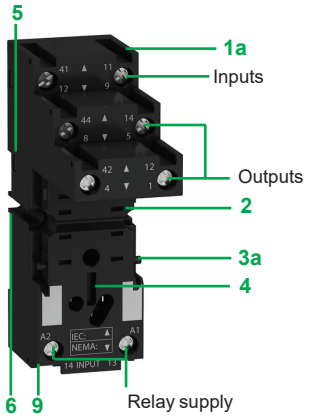

Sockets with separate contact terminals

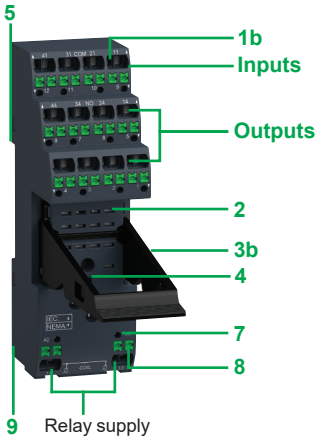

Sockets with separate contact terminals

Socket description

Sockets with mixed contact terminals *(1)*

1 Connection by screw clamp terminals or screw connector
2 14 female contacts for the relay pins
3 Location for protection modules
4 Locking components for plastic and metal maintaining clamps
5 Locating slot for mounting on DIN rail with compression spring or mounting clip
6 2 or 4 holes for panel mounting

Sockets with separate contact terminals *(2)*

1 a Connection by screw connector
  b Connection by push in terminal
2 8, 11, or 14 female contacts for the relay pins
3 a Locking components for plastic and metal maintaining clamps
  b Built-in plastic maintaining clamp for locking components
4 Location for protection modules
5 Locating slot for mounting on DIN rail with compression spring or mounting clip
6 2 holes for panel mounting
7 Test point
8 Push button to release wire
9 Location for bus jumpers

(1) The inputs are mixed with the relay supply, with the outputs being located on the opposite side of the socket.
(2) The inputs and outputs are separate from the relay supply.

Harmony Electromechanical Relays

Plug-in relays

RXM miniature relays

RXM4AB1BDPVS

Pre-assembled interface relays

Relays without LED, mounted on sockets with clamp and socket legend (sold in lots of 30)

Control circuit voltage V	Type of socket	Number and type of contacts - Thermal current (Ith) 2 CO - 12 A Unit reference	Weight kg/*lb*	4 CO - 6 A Unit reference	Weight kg/*lb*
24 ⎓	**Mixed terminal socket**	–	–	**RXM4AB1BDPVM** (RXM4AB1BD + RXZE2M114M + RXZR335 + RXZL520)	0.099/ *0.218*
24 ∿		–	–	**RXM4AB1B7PVM** (RXM4AB1B7 + RXZE2M114M + RXZR335 + RXZL520)	0.099/ *0.218*
230 ∿		–	–	**RXM4AB1P7PVM** (RXM4AB1P7 + RXZE2M114M + RXZR335 + RXZL520)	0.099/ *0.218*
24 ⎓	**Separate terminal socket**	–	–	**RXM4AB1BDPVS** (RXM4AB1BD + RXZE2S114M + RXZR335 + RXZL520)	0.113/ *0.249*
24 ∿		–	–	**RXM4AB1B7PVS** (RXM4AB1B7 + RXZE2S114M + RXZR335 + RXZL520)	0.113/ *0.249*
230 ∿		–	–	**RXM4AB1P7PVS** (RXM4AB1P7 + RXZE2S114M + RXZR335 + RXZL520)	0.113/ *0.249*

Relays with LED, mounted on sockets with clamp and socket legend (sold in lots of 30)

24 ⎓	**Mixed terminal socket**	**RXM2AB2BDPVM** (RXM2AB2BD + RXZE2M114M + RXZR335 + RXZL520)	0.099/ *0.218*	**RXM4AB2BDPVM** (RXM4AB2BD + RXZE2M114M + RXZR335 + RXZL520)	0.099/ *0.218*
24 ∿		**RXM2AB2B7PVM** (RXM2AB2B7 + RXZE2M114M + RXZR335 + RXZL520)	0.099/ *0.218*	**RXM4AB2B7PVM** (RXM4AB2B7 + RXZE2M114M + RXZR335 + RXZL520)	0.099/ *0.218*
230 ∿		**RXM2AB2P7PVM** (RXM2AB2P7 + RXZE2M114M + RXZR335 + RXZL520)	0.099/ *0.218*	**RXM4AB2P7PVM** (RXM4AB2P7 + RXZE2M114M + RXZR335 + RXZL520)	0.099/ *0.218*
24 ⎓	**Separate terminal socket**	**RXM2AB2BDPVS** (RXM2AB2BD + RXZE2S108M + RXZR335 + RXZL520)	0.101/ *0.223*	**RXM4AB2BDPVS** (RXM4AB2BD + RXZE2S114M + RXZR335 + RXZL520)	0.113/ *0.249*
24 ∿		**RXM2AB2B7PVS** (RXM2AB2B7 + RXZE2S108M + RXZR335 + RXZL520)	0.101/ *0.223*	**RXM4AB2B7PVS** (RXM4AB2B7 + RXZE2S114M + RXZR335 + RXZL520)	0.113/ *0.249*
230 ∿		**RXM2AB2P7PVS** (RXM2AB2P7 + RXZE2S108M + RXZR335 + RXZL520)	0.101/ *0.223*	**RXM4AB2P7PVS** (RXM4AB2P7 + RXZE2S114M + RXZR335 + RXZL520)	0.113/ *0.249*

PF153500

RXM2AB1BD

PF106011

RXM2AB1F7

PF153504

RXM2AB2ED

PF153506

RXM2AB2F7

PF153502A

RXM4GB1BD

PF153500A

RXM4GB1P7

PF153504A

RXM4GB2BD

PF153506A

RXM4GB2F7

Miniature relays for customer assembly

RXM miniature relays without LED (sold in lots of 10)

Control circuit voltage V	Number and type of contacts - Thermal current (Ith) 2 CO - 12 A		3 CO - 10 A		4 CO - 6 A	
	Unit reference	Weight kg/*lb*	Unit reference	Weight kg/*lb*	Unit reference	Weight kg/*lb*
12 ⎓	RXM2AB1JD	0.037/*0.082*	RXM3AB1JD	0.037/*0.082*	RXM4AB1JD	0.037/*0.082*
24 ⎓	RXM2AB1BD	0.037/*0.082*	RXM3AB1BD	0.037/*0.082*	RXM4AB1BD	0.037/*0.082*
48 ⎓	RXM2AB1ED	0.037/*0.082*	RXM3AB1ED	0.037/*0.082*	RXM4AB1ED	0.037/*0.082*
110 ⎓	RXM2AB1FD	0.037/*0.082*	RXM3AB1FD	0.037/*0.082*	RXM4AB1FD	0.037/*0.082*
220 ⎓	–	–	–	–	RXM4AB1MD	0.037/*0.082*
24 ∿	RXM2AB1B7	0.037/*0.082*	RXM3AB1B7	0.037/*0.082*	RXM4AB1B7	0.037/*0.082*
48 ∿	RXM2AB1E7	0.037/*0.082*	RXM3AB1E7	0.037/*0.082*	RXM4AB1E7	0.037/*0.082*
120 ∿	RXM2AB1F7	0.037/*0.082*	RXM3AB1F7	0.037/*0.082*	RXM4AB1F7	0.037/*0.082*
230 ∿	RXM2AB1P7	0.037/*0.082*	RXM3AB1P7	0.037/*0.082*	RXM4AB1P7	0.037/*0.082*
240 ∿	–	–	–	–	RXM4AB1U7	0.037/*0.082*

RXM miniature relays with LED (sold in lots of 10)

12 ⎓	RXM2AB2JD	0.037/*0.082*	RXM3AB2JD	0.037/*0.082*	RXM4AB2JD	0.037/*0.082*
24 ⎓	RXM2AB2BD	0.037/*0.082*	RXM3AB2BD	0.037/*0.082*	RXM4AB2BD	0.037/*0.082*
48 ⎓	RXM2AB2ED	0.037/*0.082*	RXM3AB2ED	0.037/*0.082*	RXM4AB2ED	0.037/*0.082*
110 ⎓	RXM2AB2FD	0.037/*0.082*	RXM3AB2FD	0.037/*0.082*	RXM4AB2FD	0.037/*0.082*
125 ⎓	–	–	–	–	RXM4AB2GD	0.037/*0.082*
24 ∿	RXM2AB2B7	0.037/*0.082*	RXM3AB2B7	0.037/*0.082*	RXM4AB2B7	0.037/*0.082*
48 ∿	RXM2AB2E7	0.037/*0.082*	RXM3AB2E7	0.037/*0.082*	RXM4AB2E7	0.037/*0.082*
120 ∿	RXM2AB2F7	0.037/*0.082*	RXM3AB2F7	0.037/*0.082*	RXM4AB2F7	0.037/*0.082*
230 ∿	RXM2AB2P7	0.037/*0.082*	RXM3AB2P7	0.037/*0.082*	RXM4AB2P7	0.037/*0.082*

RXM miniature relays with low level contacts, without LED (sold in lots of 10)

Control circuit voltage V	Number and type of contacts Thermal current (Ith) 4 CO - 3 A	
	Unit reference	Weight kg/*lb*
12 ⎓	RXM4GB1JD	0.037/*0.082*
24 ⎓	RXM4GB1BD	0.037/*0.082*
48 ⎓	RXM4GB1ED	0.037/*0.082*
110 ⎓	RXM4GB1FD	0.037/*0.082*
24 ∿	RXM4GB1B7	0.037/*0.082*
48 ∿	RXM4GB1E7	0.037/*0.082*
120 ∿	RXM4GB1F7	0.037/*0.082*
230 ∿	RXM4GB1P7	0.037/*0.082*

RXM miniature relays with low level contacts, with LED (sold in lots of 10)

12 ⎓	RXM4GB2JD	0.037/*0.082*
24 ⎓	RXM4GB2BD	0.037/*0.082*
48 ⎓	RXM4GB2ED	0.037/*0.082*
60 ⎓	RXM4GB2ND	0.037/*0.082*
110 ⎓	RXM4GB2FD	0.037/*0.082*
125 ⎓	RXM4GB2GD	0.037/*0.082*
220 ⎓	RXM4GB2MD	0.037/*0.082*
24 ∿	RXM4GB2B7	0.037/*0.082*
48 ∿	RXM4GB2E7	0.037/*0.082*
120 ∿	RXM4GB2F7	0.037/*0.082*
230 ∿	RXM4GB2P7	0.037/*0.082*
240 ∿	RXM4GB2U7	0.037/*0.082*

Harmony Electromechanical Relays

Plug-in relays

RXM miniature relays

PF153523A34-Q

RXZE2M114M

Sockets

Contact terminal arrangement	Connection	Relay type	Sold in lots of	Unit reference	Weight kg/*lb*
Mixed	Screw clamp terminals	RXM2●●●●● *(3)* RXM4●●●●●	10	**RXZE2M114** *(1)*	0.048/*0.106*
	Screw connector	RXM2●●●●● *(3)* RXM4●●●●●	10	**RXZE2M114M** *(1)*	0.056/*0.124*
Separate	Spring clamp terminals	RXM2●●●●● *(3)* RXM4●●●●●	10	**RXZE2S114S** *(2)*	0.070/*0.154*
		RXM2●●●●● RXM4●●●●●	10	**RXZE14P**	0.080/*0.176*
	Screw connector	RXM2●●●●●	10	**RXZE2S108M** *(2)*	0.058/*0.128*
		RXM3●●●●●	10	**RXZE2S111M** *(1)*	0.066/*0.146*
		RXM4●●●●●	10	**RXZE2S114M** *(1)*	0.070/*0.154*

XBK_CP19313B

RXZE14P

Protection modules

Description	Voltage V	For use with	Sold in lots of	Unit reference	Weight kg/*lb*
Diode	6...250 ⎓	All sockets	10	**RXM040W**	0.003/*0.007*
RC circuit	24...60 ∿	All sockets	10	**RXM041BN7**	0.010/*0.022*
	110...240 ∿	All sockets	10	**RXM041FU7**	0.010/*0.022*
Varistor	6...24 ∿/⎓	All sockets	10	**RXM021RB**	0.030/*0.066*
	24...60 ∿/⎓	All sockets	10	**RXM021BN**	0.030/*0.066*
	110...240 ∿/⎓	All sockets	10	**RXM021FP**	0.030/*0.066*

PF106018

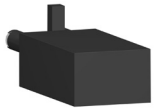

RXM041●●7

Timing relays

Description	For use with	Unit reference	Weight kg/*lb*
2 or 4 timed CO contacts (function A)	RXZE●●●●●● sockets	**REXL2●●** *(4)*	–
		REXL4●● *(4)*	–

(1) Thermal current (Ith): 10 A.
(2) Thermal current (Ith): 12 A.
(3) When mounting relay RXM2●●●●● on socket RXZE2M●●●●, the thermal current should not exceed 10 A.
(4) Please refer to "Zelio Time timing relays" catalog.
(5) Test button becomes inaccessible.

RE_529_CPF_JR18001B

REXL4●●

XBK_CP193219A

RXZR315

PF153530A



RXZS2

XBK_CP19318A

RSZS02

PF153531

RXZE2DA

PF153528A

RXZ400

PF153533A

RXZL520

XBK_CP193220A

RXZL300

Accessories

Description	For use with	Sold in lots of	Unit reference	Weight kg/*lb*
Metal maintaining clamp	All sockets	10	**RXZ400**	0.001/*0.002*
Plastic maintaining clamp	All sockets except push-in socket RXZE14P	10	**RXZR335**	0.005/*0.011*
	RXZE14P	10	**RXZR315**	0.004/*0.009*
2-pole bus jumper (Ith: 5 A)	All screw sockets with separate contacts (RXZE2S●●●●)	10	**RXZS2**	0.005/*0.011*
Bus jumper (10 x 2-pole jumper)	For input (A2) of RXZE push in sockets (RXZE14P)	10	**RSZS02**	0.002/*0.004*
Mounting adapter for ⊥⊥ rails *(5)*	RXM2●●●● RXM3●●●●	10	**RXZE2DA**	0.004/*0.009*
Mounting adapter with panel mounting lugs	RXM2●●●● RXM3●●●●	10	**RXZE2FA**	0.002/*0.004*
Clip-in legends	All relays (sheet of 108 legends)	10	**RXZL520**	0.080/*0.176*
	RXZE14P	10	**RXZL300**	0.004/*0.009*
	All sockets except RXZE2M114 and RXZE2S114S	10	**RXZL420**	0.001/*0.002*
	RXZE2S114S socket	10	**RSZL300**	0.001/*0.002*

(1) Thermal current (Ith): 10 A.
(2) Thermal current (Ith): 12 A.
(3) When mounting relay RXM2●●●●● on socket RXZE2M●●●●, the thermal current should not exceed 10 A.
(4) Please refer to "Zelio Time timing relays" catalog.
(5) Test button becomes inaccessible.

Harmony Electromechanical Relays

Plug-in relays

782H hermetically sealed relays



Presentation of the range

The hermetically sealed 782H series relays comply with UL Class I Division 2 requirements for use in hazardous locations. They are suitable for installation in harsh, hazardous, and corrosive environments like offshore mining and refineries in the oil and gas, petrochemical, chemical, and mines and minerals sectors.

782H hermetically sealed relays comprise:
- Relays with 3 A/5 A, 2 CO/4 CO contacts
- Sockets with multiple configuration, finger-safe according to IP20, and compatible with DIN rail or panel mounting
- Accessories (protection modules and/or LED indicator)

These relays are available in panel, DIN rail, PCB, and chassis mount versions.



Description

Relay

1 Hermetically sealed enclosure
2 Flat (Plug-in type) terminal
3 Stub to mount in panel

Socket

4 There are different types of sockets:
- DIN rail or panel mount sockets
  - a with screw clamp terminals
  - b with screw connector
  - c with screw connector
  - d with screw clamp terminals
- Other types of terminals
  - e Solder terminals for chassis mount
  - f Printed circuit terminals for PCB mount

5 Connection by screw connector
6 Location for protection modules
7 Solder lug
8 PCB pins

Harmony Electromechanical Relays

Plug-in relays

782H hermetically sealed relays

782XDXH21-12D

References

782H hermetically sealed relays (sold in lots of 10)

Coil voltage	Contact type - Thermal current (Ith)			
	4 CO - 3 A		4 CO - 5 A	
V	Unit reference	Weight kg/*lb*	Unit reference	Weight kg/*lb*
6 ∼	782XDXH10-6A	0.045/*0.099*	–	–
24 ∼	782XDXH10-24A	0.045/*0.099*	–	–
120 ∼	782XDXH10-120A	0.045/*0.099*	782XDXH21-120A	0.045/*0.099*
240 ∼	782XDXH10-240A	0.045/*0.099*	782XDXH21-240A	0.045/*0.099*
6 ⎓	782XDXH10-6D	0.045/*0.099*	–	–
12 ⎓	782XDXH10-12D	0.045/*0.099*	782XDXH21-12D	0.045/*0.099*
24 ⎓	782XDXH10-24D	0.045/*0.099*	782XDXH21-24D	0.045/*0.099*
48 ⎓	–	–	782XDXH21-48D	0.045/*0.099*
110 ⎓	782XDXH10-110D	0.045/*0.099*	–	–

Coil voltage	Contact type - Thermal current (Ith)	
	2 CO - 5 A	
V	Unit reference	Weight kg/*lb*
24 ⎓	782XBXH21-24D	0.045/*0.099*



70-782D14-1_DA

70-782D14-1

70-782EL14-1_DA

70-782EL14-1

70-782E14-1_DA

70-782E14-1

70-461-1_DA

70-461-1

70-379-1_DA

70-379-1

70-378-1_DA

70-378-1

Sockets for all 782H relays (sold in lots of 10)

Contact terminal arrangement	Connection	Mounting	Unit reference	Weight Kg/*lb*
Mixed	Screw clamp terminals	DIN rail/ Panel	RXZE2M114 *(1)* 70-782D14-1	0.07/*0.154*
	Screw connector		RXZE2M114M *(1)* 70-782E14-1	0.06/*0.132*
	Screw clamp terminals		70-461-1	0.044/*0.097*
Separate	Screw connector		RXZE2S114M *(1)* 70-782EL14-1	0.06/*0.132*
	Solder terminals	Chasis	70-378-1	0.007/*0.015*
	Printed circuit terminals	PCB	70-379-1	0.007/*0.015*

Protection modules (sold in lots of 10)

Description	For use with sockets	Coil voltage	Unit reference	Weight Kg/*lb*
Diode	70-782D14-1, 70-782EL14-1, 70-782E14-1	6 to 250 ⎓	70-BSMD-250	–
MOV suppressor		24 ∿ 120 ∿ 240 ∿	70-BSMM-24 70-BSMM-120 70-BSMM-240	–
LED indicator		24 ∿	70-BSMLG-24	–

70-BSMM-24_DA

70-BSMM-24



70-BSMD-250_FRONT

70-BSMD-250



70-BSMLG-24_DA

70-BSMLG-24

Accessories (sold in lots of 10)

Description	For use with sockets	Unit reference	Weight Kg/*lb*
Metal spring clip	All sockets	16-1342	–
Plastic ID tag	70-782E14-1, 70-782EL14-1	RXZL420	–
Insulated coil bus jumper system	70-782EL14-1	RXZS2	–

16-1342_DA

16-1342

PF153530A

RXZS2

(1) 782H relays are:

- *UL Recognized when used with **RXZE●** sockets*
- *UL Listed when used with **70-782●** sockets*

Harmony Electromechanical Relays

Plug-in and DIN rail/Panel mount relays

725 power relays



Presentation of the range

The 725 series are power relays offering multiple mounting options for ease of use, enhanced reliability, and robust installation. They are used in high-capacity switching applications such as EV charging, CNC machines, and HVAC compressors.

725 power relays comprise:

- 30 A relays with 1 NO contact and 25 A relays with 2 NO contacts
- Socket for plug-in type version with flat (Faston type) terminals
- Protection modules as accessories (diode, separate LED indicator, RC circuit)

Apart from Plug-in relays with flat (Faston type) terminals, these relays are also available in Panel/DIN rail mount versions with screw type and flat (Faston type) terminals.



Description

Plug-in socket mount power relay

1 Spring-return pushbutton for testing the contacts (blue: ⎓; red: ∿)
2 Mechanical “relay status” indicator
3 LED indicating the relay status
4 Lock-down door enabling forced maintaining of the contacts for testing purposes



DIN rail/Panel mount power relay

5 LED indicating the relay status
6 Side-mounted spring-return pushbutton for testing the contacts
7 Touch-proof cover (for screw type terminal)





Socket

1 Connection by screw connector
2 6 female contacts for the relay pins
3 Location for protection modules
4 Holes for panel mounting
5 Spring clip location
6 Locating slot for mounting on DIN rail

Harmony Electromechanical Relays

Plug-in and DIN rail/Panel mount relays

725 power relays

725AXXBC3ML-12D_DA



725AXXBC3ML-12D

725AXXSC3ML-12D_FRONT

725AXXSC3ML-12D

725BXXBM4L-12D_FRONT

725BXXBM4L-12D

70-725-1_DA

70-725-1

70-ASMD-250_FRONT

70-ASMD-250

70-ASMM-120_DA

70-ASMM-120

16-725SC-1_DA

16-725SC-1

References

725 power relays with DIN rail/Panel mounting (sold in lots of 10)

Coil voltage V	Terminal style	Contact type - (Thermal current (Ith) 2 NO - 25 A Unit reference	Weight kg/*lb*	1 NO - 30 A Unit reference	Weight kg/*lb*
24 ∿	Flat (Faston type)	725BXXBC3ML-24A	0.120/*0.265*	725AXXBC3ML-24A	0.120/*0.265*
	Screw terminals	725BXXSC3ML-24A	0.120/*0.265*	725AXXSC3ML-24A	0.120/*0.265*
120 ∿	Flat (Faston type)	725BXXBC3ML-120A	0.120/*0.265*	725AXXBC3ML-120A	0.120/*0.265*
	Screw terminals	725BXXSC3ML-120A	0.120/*0.265*	725AXXSC3ML-120A	0.120/*0.265*
240 ∿	Flat (Faston type)	725BXXBC3ML-240A	0.120/*0.265*	725AXXBC3ML-240A	0.120/*0.265*
	Screw terminals	725BXXSC3ML-240A	0.120/*0.265*	725AXXSC3ML-240A	0.120/*0.265*
12 ⎓	Flat (Faston type)	725BXXBC3ML-12D	0.120/*0.265*	725AXXBC3ML-12D	0.120/*0.265*
	Screw terminals	725BXXSC3ML-12D	0.120/*0.265*	725AXXSC3ML-12D	0.120/*0.265*
24 ⎓	Flat (Faston type)	725BXXBC3ML-24D	0.120/*0.265*	725AXXBC3ML-24D	0.120/*0.265*
	Screw terminals	725BXXSC3ML-24D	0.120/*0.265*	725AXXSC3ML-24D	0.120/*0.265*

725 power relays with Plug-in socket mounting (sold in lots of 10)

24 ∿	Flat (Faston type)	725BXXBM4L-24A	0.120/*0.265*	725AXXBM4L-24A	0.120/*0.265*
120 ∿	Flat (Faston type)	725BXXBM4L-120A	0.120/*0.265*	725AXXBM4L-120A	0.120/*0.265*
240 ∿	Flat (Faston type)	725BXXBM4L-240A	0.120/*0.265*	725AXXBM4L-240A	0.120/*0.265*
12 ⎓	Flat (Faston type)	725BXXBM4L-12D	0.120/*0.265*	725AXXBM4L-12D	0.120/*0.265*
24 ⎓	Flat (Faston type)	725BXXBM4L-24D	0.120/*0.265*	725AXXBM4L-24D	0.120/*0.265*

Socket (sold in lots of 10)

Contact terminal arrangement	Connection	Relay type	Unit reference	Weight Kg/*lb*
Separate	Screw connector	725 relays with Plug-in socket mount cover	70-725-1	0.055/*0.121*

Socket modules (sold in lots of 10)

Description	For use with sockets	Coil voltage V	Unit reference	Weight Kg/*lb*
Diode	70-725-1	6 to 250 ⎓	70-ASMD-250	–
MOV suppressor		24 ∿ 120 ∿ 240 ∿	70-ASMM-24 70-ASMM-120 70-ASMM-240	–

Socket accessories (sold in lots of 10)

Description	For use with sockets	Unit reference	Weight Kg/*lb*
Spring clip	70-725-1	16-725SC-1	–

Harmony Electromechanical Relays
Plug-in relays
RPM power relays

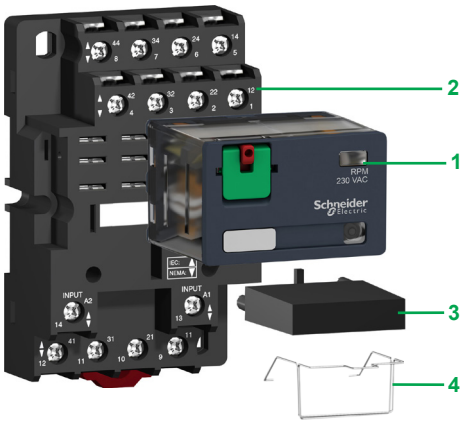

Presentation of the range

The RPM power relay range comprises:

1 15 A relay with 1, 2, 3, and 4 CO contacts
2 Sockets with mixed contact terminals
3 Protection modules (diode, RC circuit, or varistor) or 1 timer module (these protection modules are common to all sockets except for the timer module, which can be used on 3-pole or 4-pole sockets only)
4 Metal maintaining clamp for single-contact relays



Relay description

1 Spring-return pushbutton for testing the contacts (green: ⎓, red: ∿)
2 Mechanical “relay status” indicator
3 Removable lock-down door enabling forced maintaining of the contacts for test sequences or maintenance purposes
4 LED (depending on version) indicating the relay status
5 Removable legend for relay identification
6 4 notches for rail mounting adapter or panel mounting adapter with mounting lugs
7 5, 8, 11, or 14 Faston type pins
8 Area by which the product can be easily gripped
9 Mounting adapter enabling direct mounting of the relay on a panel
10 Mounting adapter enabling direct mounting of the relay on a ⊔ rail

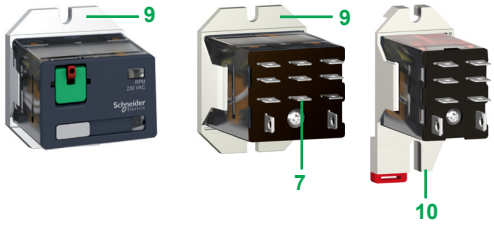

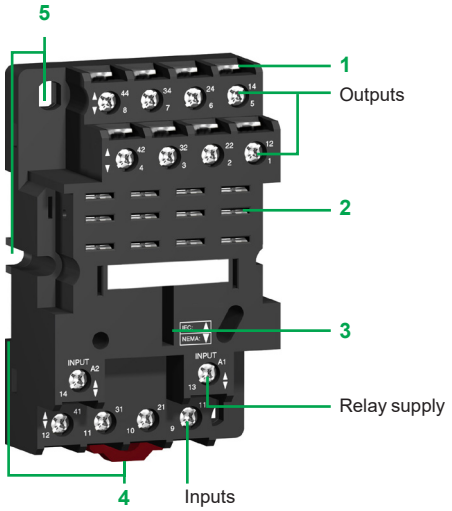

Socket description

Sockets with mixed contact terminals *(1)*

1 Connection by screw clamp terminals
2 5, 8, 11, or 14 female contacts for the relay pins
3 Location for protection modules or the timer module
4 Locating slot for mounting on rail with mounting clip
5 2 or 4 holes for panel mounting

(1) The inputs are mixed with the relay supply, with the outputs being located on the opposite side of the socket.

Harmony Electromechanical Relays

Plug-in relays

RPM power relays

RPM41BD

RPM41P7

RPM42BD

RPM42P7

Power relays for customer assembly

Power relays without LED (sold in lots of 10)

Control circuit voltage V	Number and type of contacts - Thermal current (Ith)							
	1 CO - 15 A		2 CO - 15 A		3 CO - 15 A		4 CO - 15 A	
	Unit reference	Weight kg/*lb*	Unit reference	Weight kg/*lb*	Unit reference	Weight kg/*lb*	Unit reference	Weight kg/*lb*
12 ⎓	RPM11JD	0.026/*0.057*	RPM21JD	0.036/*0.079*	RPM31JD	0.054/*0.119*	RPM41JD	0.071/*0.157*
24 ⎓	RPM11BD	0.026/*0.057*	RPM21BD	0.036/*0.079*	RPM31BD	0.054/*0.119*	RPM41BD	0.071/*0.157*
48 ⎓	RPM11ED	0.026/*0.057*	RPM21ED	0.036/*0.079*	RPM31ED	0.054/*0.119*	RPM41ED	0.071/*0.157*
110 ⎓	RPM11FD	0.026/*0.057*	RPM21FD	0.036/*0.079*	RPM31FD	0.054/*0.119*	RPM41FD	0.071/*0.157*
24 ∿	RPM11B7	0.026/*0.057*	RPM21B7	0.036/*0.079*	RPM31B7	0.054/*0.119*	RPM41B7	0.071/*0.157*
48 ∿	RPM11E7	0.026/*0.057*	RPM21E7	0.036/*0.079*	RPM31E7	0.054/*0.119*	RPM41E7	0.071/*0.157*
120 ∿	RPM11F7	0.026/*0.057*	RPM21F7	0.036/*0.079*	RPM31F7	0.054/*0.119*	RPM41F7	0.071/*0.157*
230 ∿	RPM11P7	0.026/*0.057*	RPM21P7	0.036/*0.079*	RPM31P7	0.054/*0.119*	RPM41P7	0.071/*0.157*

Power relays with LED (sold in lots of 10)

12 ⎓	RPM12JD	0.026/*0.057*	RPM22JD	0.036/*0.079*	RPM32JD	0.054/*0.119*	RPM42JD	0.071/*0.157*
24 ⎓	RPM12BD	0.026/*0.057*	RPM22BD	0.036/*0.079*	RPM32BD	0.054/*0.119*	RPM42BD	0.071/*0.157*
48 ⎓	RPM12ED	0.026/*0.057*	RPM22ED	0.036/*0.079*	RPM32ED	0.054/*0.119*	RPM42ED	0.071/*0.157*
110 ⎓	RPM12FD	0.026/*0.057*	RPM22FD	0.036/*0.079*	RPM32FD	0.054/*0.119*	RPM42FD	0.071/*0.157*
24 ∿	RPM12B7	0.026/*0.057*	RPM22B7	0.036/*0.079*	RPM32B7	0.054/*0.119*	RPM42B7	0.071/*0.157*
48 ∿	RPM12E7	0.026/*0.057*	RPM22E7	0.036/*0.079*	RPM32E7	0.054/*0.119*	RPM42E7	0.071/*0.157*
120 ∿	RPM12F7	0.026/*0.057*	RPM22F7	0.036/*0.079*	RPM32F7	0.054/*0.119*	RPM42F7	0.071/*0.157*
230 ∿	RPM12P7	0.026/*0.057*	RPM22P7	0.036/*0.079*	RPM32P7	0.054/*0.119*	RPM42P7	0.071/*0.157*

PF142831B

RPZF4 + Relay RPM42P7

PF106044

RUW24●●●

Sockets

Contact terminal arrangement	Connection	Relay type	Sold in lots of	Unit reference	Weight kg/*lb*
Mixed	Screw clamp terminals	RPM1●●●	10	**RPZF1**	0.042/*0.093*
		RPM2●●●	10	**RPZF2**	0.054/*0.119*
		RPM3●●●	10	**RPZF3**	0.072/*0.159*
		RPM4●●●	10	**RPZF4**	0.094/*0.207*

Protection modules

Description	Voltage V	Socket type	Sold in lots of	Unit reference	Weight kg/*lb*
Diode	6...250 ⎓	RPZF1 RPZF2	10	**RXM040W**	0.003/*0.007*
		RPZF3 RPZF4	10	**RUW240BD**	0.004/*0.009*
RC circuit	24...60 ∿	RPZF1 RPZF2	10	**RXM041BN7**	0.010/*0.022*
	110...240 ∿	RPZF1 RPZF2	10	**RXM041FU7**	0.010/*0.022*
		RPZF3 RPZF4	10	**RUW241P7**	0.004/*0.009*
Varistor	6...24 ∿/⎓	RPZF1 RPZF2	10	**RXM021RB**	0.030/*0.066*
	24...60 ∿/⎓	RPZF1 RPZF2	10	**RXM021BN**	0.030/*0.066*
	110...240 ∿/⎓	RPZF1 RPZF2	10	**RXM021FP**	0.030/*0.066*
	24 ∿/⎓	RPZF3 RPZF4	10	**RUW242B7**	0.004/*0.009*
	240 ∿/⎓	RPZF3 RPZF4	10	**RUW242P7**	0.004/*0.009*

Timer module *(1)*

Description	Voltage V	Socket type	Reference	Weight kg/*lb*
Multifunction	24… 240 ∿/⎓	RPZF3 RPZF4	**RUW101MW**	0.020/*0.044*

(1) See timer module description (selection of functions and time delays) on www.se.com/harmonyelectromechanicalrelays.

PF106045

RPZ1DA

PF106046

RPZ4FA

Accessories

Description	For use with	Sold in lots of	Unit reference	Weight kg/*lb*
Metal maintaining clamp (for single-pole relays)	RPZF1	10	**RPZR235**	0.001/*0.002*
Mounting adapters for ⊔ rail *(1)*	RPM1●●●	10	**RPZ1DA**	0.004/*0.009*
	RPM2●●●	10	**RXZE2DA**	0.004/*0.009*
	RPM3●●●	10	**RPZ3DA**	0.004/*0.009*
	RPM4●●●	10	**RPZ4DA**	0.006/*0.013*
Mounting adapters with panel mounting lugs	RPM1●●●	10	**RPZ1FA**	0.002/*0.004*
	RPM2●●●	10	**RXZE2FA**	0.002/*0.004*
	RPM3●●●	10	**RPZ3FA**	0.003/*0.007*
	RPM4●●●	10	**RPZ4FA**	0.004/*0.009*
Clip-in legends (sheet of 108 legends)	All relays	10	**RXZL520**	0.080/*0.176*
Clip-in legends (sheet of 16 legends)	All relays	10	**RGZL520**	0.080/*0.176*

(1) Test button becomes inaccessible.

Harmony Electromechanical Relays

Plug-in relays

RUM universal relays



Presentation of the range

The RUM universal relay range comprises:

1. 10 A relays with 2 and 3 CO contacts, and cylindrical or flat (Faston type) pins (all these relays have the same dimensions)
2. Sockets with mixed or separate contact terminals
3. Protection modules (diode, RC circuit, or varistor) or 1 timer module, common to all RUM sockets
4. Metal maintaining clamp for all RUM sockets
5. 2-pole bus jumper that can be used on sockets with separate contact terminals in order to simplify cabling when creating an equipotential link between the coil terminals
6. Clip-in legends for the sockets



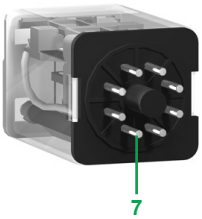

Relay description

1. Spring-return pushbutton for testing the contacts (green: ⎓, red: ∿)
2. Mechanical “relay status” indicator
3. Removable lock-down door enabling forced maintaining of the contacts for test sequences or maintenance purposes *(1)*
4. LED (depending on version) indicating the relay status
5. Removable legend for relay identification
6. Area by which the product can be easily gripped
7. 8 or 11 cylindrical pins
8. 8 or 11 flat (Faston type) pins

(1) During operation, this lock-down door must always be in the closed position.

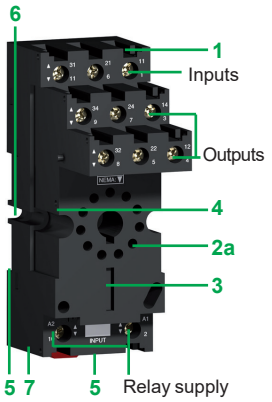

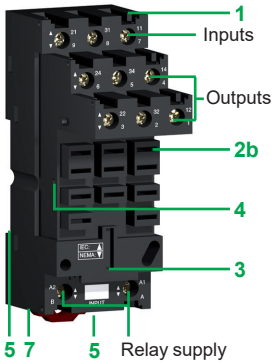



Socket description

Sockets with separate contact terminals *(1)*

1 Connection by screw connector
2 a 8 or 11 female contacts for the relay cylindrical pins
  b 11 female contacts for the relay flat pins
3 Location for protection modules or the timer module
4 Locking component for metal maintaining clamp
5 Locating slot for mounting on DIN rail with mounting clip
6 2 holes for panel mounting
7 Location for bus jumpers (see dimensions for mounting on sockets on *www.se.com/harmonyelectromechanicalrelays*)

Sockets with mixed contact terminals

1 Connection by screw connector
2 8 or 11 female contacts for the relay cylindrical pins
3 Location for protection modules or the timer module
4 Locking component for metal maintaining clamp
5 A locating slot for mounting on DIN rail
6 2 holes for panel mounting

(1) The inputs and outputs are separate from the relay supply.

Harmony Electromechanical Relays

Plug-in relays

RUM universal relays

PF140700C

RUMC21BD

PF140725B

RUMC21F7

PF140708C

RUMC32BD

PF140735

RUMF32F7

Universal relays for customer assembly

Relays for standard applications, with lockable test button and without LED (sold in lots of 10)

Pins	Control circuit voltage V	Number and type of contacts - Thermal current (Ith) 2 CO - 10 A Unit reference	Weight kg/*lb*	3 CO - 10 A Unit reference	Weight kg/*lb*
Cylindrical	⎓ 12	RUMC21JD	0.086/*0.190*	RUMC31JD	0.086/*0.190*
	⎓ 24	RUMC21BD	0.086/*0.190*	RUMC31BD	0.086/*0.190*
	⎓ 48	RUMC21ED	0.086/*0.190*	RUMC31ED	0.086/*0.190*
	⎓ 60	–	–	RUMC31ND	0.086/*0.190*
	⎓ 110	RUMC21FD	0.086/*0.190*	RUMC31FD	0.086/*0.190*
	⎓ 125	–	–	RUMC31GD	0.086/*0.190*
	⎓ 220	–	–	RUMC31MD	0.086/*0.190*
	∿ 24	RUMC21B7	0.086/*0.190*	RUMC31B7	0.086/*0.190*
	∿ 48	RUMC21E7	0.086/*0.190*	RUMC31E7	0.086/*0.190*
	∿ 120	RUMC21F7	0.086/*0.190*	RUMC31F7	0.086/*0.190*
	∿ 230	RUMC21P7	0.086/*0.190*	RUMC31P7	0.086/*0.190*
Flat (Faston type)	⎓ 12	RUMF21JD	0.086/*0.190*	RUMF31JD	0.086/*0.190*
	⎓ 24	RUMF21BD	0.086/*0.190*	RUMF31BD	0.086/*0.190*
	⎓ 48	RUMF21ED	0.086/*0.190*	RUMF31ED	0.086/*0.190*
	⎓ 110	RUMF21FD	0.086/*0.190*	RUMF31FD	0.086/*0.190*
	∿ 24	RUMF21B7	0.086/*0.190*	RUMF31B7	0.086/*0.190*
	∿ 48	RUMF21E7	0.086/*0.190*	RUMF31E7	0.086/*0.190*
	∿ 120	RUMF21F7	0.086/*0.190*	RUMF31F7	0.086/*0.190*
	∿ 230	RUMF21P7	0.086/*0.190*	RUMF31P7	0.086/*0.190*

Relays for standard applications, with lockable test button and LED (sold in lots of 10)

Cylindrical	⎓ 12	RUMC22JD	0.086/*0.190*	RUMC32JD	0.086/*0.190*
	⎓ 24	RUMC22BD	0.086/*0.190*	RUMC32BD	0.086/*0.190*
	⎓ 48	RUMC22ED	0.086/*0.190*	RUMC32ED	0.086/*0.190*
	⎓ 60	–	–	RUMC32ND	0.086/*0.190*
	⎓ 110	RUMC22FD	0.086/*0.190*	RUMC32FD	0.086/*0.190*
	⎓ 125	–	–	RUMC32GD	0.086/*0.190*
	∿ 24	RUMC22B7	0.086/*0.190*	RUMC32B7	0.086/*0.190*
	∿ 48	RUMC22E7	0.086/*0.190*	RUMC32E7	0.086/*0.190*
	∿ 120	RUMC22F7	0.086/*0.190*	RUMC32F7	0.086/*0.190*
	∿ 230	RUMC22P7	0.086/*0.190*	RUMC32P7	0.086/*0.190*
Flat (Faston type)	⎓ 12	RUMF22JD	0.086/*0.190*	RUMF32JD	0.086/*0.190*
	⎓ 24	RUMF22BD	0.086/*0.190*	RUMF32BD	0.086/*0.190*
	⎓ 48	RUMF22ED	0.086/*0.190*	RUMF32ED	0.086/*0.190*
	⎓ 110	RUMF22FD	0.086/*0.190*	RUMF32FD	0.086/*0.190*
	∿ 24	RUMF22B7	0.086/*0.190*	RUMF32B7	0.086/*0.190*
	∿ 48	RUMF22E7	0.086/*0.190*	RUMF32E7	0.086/*0.190*
	∿ 120	RUMF22F7	0.086/*0.190*	RUMF32F7	0.086/*0.190*
	∿ 230	RUMF22P7	0.086/*0.190*	RUMF32P7	0.086/*0.190*

(1) The inputs are mixed with the relay supply, with the outputs being located on the opposite side of the socket.

Harmony Electromechanical Relays

Plug-in relays

RUM universal relays

PF140733B

RUZSC3M + Relay RUMC3●●●

PF106027

RUW241P7

PF516229

RUW101MW

DF536485

RUZC200

DF535203

RUZS2

Sockets

Contact terminal arrangement	Connection	Relay type	Sold in lots of	Unit reference	Weight kg/*lb*
Mixed	Screw connector	RUMC2●●●	10	**RUZC2M**	0.054/*0.119*
		RUMC3●●●	10	**RUZC3M**	0.054/*0.119*
Separate	Screw connector	RUMC2●●●	10	**RUZSC2M**	0.095/*0.209*
		RUMC3●●●	10	**RUZSC3M**	0.100/*0.220*
		RUMF2●●●	10	**RUZSF3M**	0.095/*0.209*
		RUMF3●●●			

Protection modules

Description	For use with	Voltage V	Sold in lots of	Unit reference	Weight kg/*lb*
Diode	All RUM sockets	⎓ 6…250	10	**RUW240BD**	0.004/*0.009*
RC circuit	All RUM sockets	∿ 110…240	10	**RUW241P7**	0.004/*0.009*
Varistor	All RUM sockets	∿/⎓ 24	10	**RUW242B7**	0.004/*0.009*
		∿/⎓ 240	10	**RUW242P7**	0.004/*0.009*

Timer module

Description	For use with	Voltage V	Reference	Weight kg/*lb*
Multifunction	All RUM sockets	∿/⎓ 24… 240	**RUW101MW**	0.020/*0.044*

Timing relays

Description	For use with	Reference	Weight kg/*lb*
2 timed CO contacts (single-function or multifunction)	RUZC●M sockets	**RE48A●●** *(1)*	–

Accessories

Description	For use with	Sold in lots of	Unit reference	Weight kg/*lb*
Metal maintaining clamp	All RUM sockets	10	**RUZC200**	0.001/*0.002*
2-pole bus jumper (Ith: 5 A)	All RUM sockets with separate contacts	10	**RUZS2**	0.005/*0.011*
Clip-in legends	All relays (sheet of 108 legends)	10	**RXZL520**	0.086/*0.190*
	All RUM sockets with separate contacts	10	**RUZL420**	0.001/*0.002*

(1) Please refer to "Zelio Time timing relays" catalog.



Presentation of the range

RPF power relays with 2 CO or 2 NO contacts comprise:

1 4 or 6 Faston type pins
2 2 relay supply pins
3 Locating slot for mounting on DIN rail
4 2 holes for panel mounting

Harmony Electromechanical Relays

Relays with clamp mounting

RPF power relays

RPF2A●●

Power relays

Control circuit voltage V	Sold in lots	Number and type of contacts - Thermal current (Ith) 2 NO - 30 A *(1)* Unit reference	2 CO - 30 A *(1)* Unit reference	Weight kg/*lb*
12 ⎓	10	RPF2AJD	RPF2BJD	0.082/ *0.181*
24 ⎓	10	RPF2ABD	RPF2BBD	0.082/ *0.181*
24 ∿	10	RPF2AB7	RPF2BB7	0.082/ *0.181*
120 ∿	10	RPF2AF7	RPF2BF7	0.082/ *0.181*
230 ∿	10	RPF2AP7	RPF2BP7	0.082/ *0.181*

(1) 30 A when mounted with 13 mm (0.51 in.) gap between two relays and 25 A when mounted side by side without a gap.

Harmony Electromechanical Relays

Interface, miniature, and power electromechanical relays

Relays

Contact types

Symbol	Configuration	EU	USA
	Make contact (Normally Open)	NO	SPST-NO DPST-NO nPST-NO *(1)*
	Break contact (Normally Closed)	NC	SPST-NC DPST-NC nPST-NC *(1)*
	Changeover Contact	CO	SPDT DPDT nPDT *(1)*

Utilization categories

Category	Type of current	Applications
AC-1	∿ 1-phase ∿ 3-phase	Resistive or slightly inductive loads
AC-3	∿ 3-phase	Starting and braking of squirrel cage motors; reversing direction of rotation only after stopping of motor
AC-4	∿ 3-phase	Starting of squirrel cage motors, inching; plugging, reversing direction of rotation
DC-1	⎓	Resistive or slightly inductive loads *(2)*
AC-14	∿ 1-phase	Control of electromagnetic loads (< 72 VA), auxiliary control relays, power contactors, electromagnetic solenoid valves, and electromagnets
AC-15	∿ 1-phase	Control of electromagnetic loads (> 72 VA), auxiliary control relays, power contactors, electromagnetic solenoid valves, and electromagnets
DC-13	⎓	Control of electromagnetic loads, auxiliary control relays, power contactors, magnetic solenoid valves, and electromagnets

Protection categories

Category	Explanation	Condition
RT 0	Unenclosed relay	Relay not provided with a protective case
RT I	Dust protected relay	Relay provided with a case that helps to protect its mechanism from dust
RT II	Flux-proof relay	Relay capable of being automatically soldered without allowing the migration of solder fluxes beyond the intended areas
RT III	Wash-tight relay	Relay capable of being automatically soldered and then washed to remove flux residues and minimize the possibility of ingress of flux or washing solvents
RT IV	Sealed relay	Relay provided with a case that has no venting to the outside atmosphere
RT V	Hermetically sealed relay	Sealed relay with an enhanced level of sealing

(1) n = number of contacts.
(2) The switchable voltage can be doubled, for an equal current, by connecting 2 contacts in series.

Protection modules

Whenever an inductive load is de-energized (coil of a relay or of a contactor), an overvoltage appears at its terminals. This voltage peak can reach several thousand volts and a frequency of several MHz.
It is likely to disturb the operation of automation systems that contain electronic devices.
Protection modules are used to reduce the voltage peak on de-energization and therefore limit the energy of interference signals to a level that will not disturb surrounding coils and electronic devices.

These modules are used to help reduce the risk of:
- electromagnetic compatibility problems
- deterioration of contact materials
- damage to insulation due to overvoltage
- damage to electronic components

Diode protection module (with or without LED)

■ Advantages
- accumulation of energy allowing current to flow in the same direction
- absence of any voltage peaks at the coil terminals
- low cost

■ Disadvantages
- increase in relay drop-out time (3 to 4 times the usual time)
- no polarity protection
- de-energization of the relay

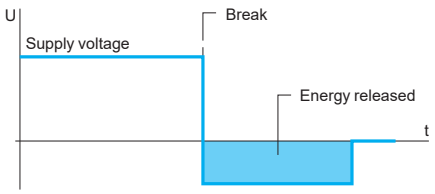

Coil voltage with diode protection module (⎓ only)

Protection module with varistor

■ Advantages
- can be used with ∿ and ⎓ supply
- voltage peak limited to about 2 Un
- little effect on relay drop-out time

■ Disadvantages
- no modification of coil's own oscillating frequency
- limitation of switching frequency

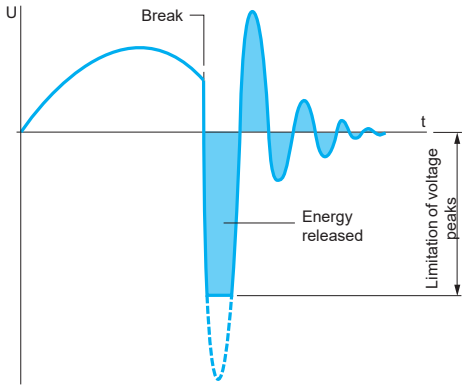

Coil voltage with varistor protection module (∿ and ⎓)

Protection module with RC circuit

■ Advantages
- coil oscillating frequency reduced to about 150 Hz
- voltage peak limited to 3 Un
- little effect on relay drop-out time

■ Disadvantages
- no protection for low voltages

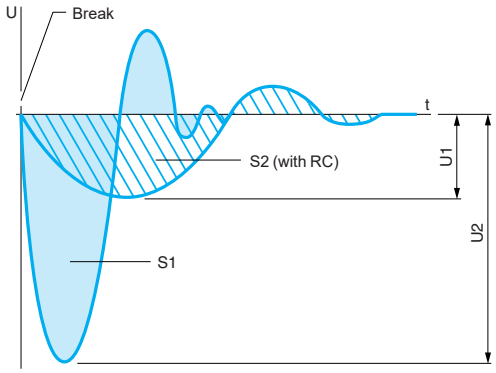

Coil voltage with RC circuit protection module (∿ only)

S1 = S2 = Energy released

Harmony Electromechanical Relays

Interface, miniature, and power electromechanical relays

Product reference Index

#

16-700DIN 27
16-725SC-1 29
16-782CBJ-1 27
16-782FT-1 27
16-1342 27
16-DCLIP-1 27
70-378-1 27
70-379-1 27
70-461-1 27
70-725-1 29
70-782D14-1 27
70-782E14-1 27
70-782EL14-1 27
70-ASMD-250 29
70-ASMM-24 29
70-ASMM-120 29
70-ASMM-240 29
70-BSMD-250 27
70-BSMLG-24 27
70-BSMM-24 27
70-BSMM-120 27
70-BSMM-240 27
725AXXBC3ML-12D 29
725AXXBC3ML-24A 29
725AXXBC3ML-24D 29
725AXXBC3ML-120A 29
725AXXBC3ML-240A 29
725AXXBM4L-12D 29
725AXXBM4L-24A 29
725AXXBM4L-24D 29
725AXXBM4L-120A 29
725AXXBM4L-240A 29
725AXXSC3ML-12D 29
725AXXSC3ML-24A 29
725AXXSC3ML-24D 29
725AXXSC3ML-120A 29
725AXXSC3ML-240A 29
725BXXBC3ML-12D 29
725BXXBC3ML-24A 29
725BXXBC3ML-24D 29
725BXXBC3ML-120A 29
725BXXBC3ML-240A 29
725BXXBM4L-12D 29
725BXXBM4L-24A 29
725BXXBM4L-24D 29
725BXXBM4L-120A 29
725BXXBM4L-240A 29
725BXXSC3ML-12D 29
725BXXSC3ML-24A 29
725BXXSC3ML-24D 29
725BXXSC3ML-120A 29
725BXXSC3ML-240A 29
782XBXH21-24D 26
782XDXH10-6A 26
782XDXH10-6D 26
782XDXH10-12D 26
782XDXH10-24A 26
782XDXH10-24D 26
782XDXH10-110D 26
782XDXH10-120A 26
782XDXH10-240A 26
782XDXH21-12D 26
782XDXH21-24D 26
782XDXH21-48D 26
782XDXH21-120A 26
782XDXH21-240A 26

R

RGZE1S35M 19
RGZE1S48M 19
RGZE05P 19
RGZE08P 19
RGZL520 19, 33
RGZR215 19
RGZS08 15, 19
RPF2AB7 39
RPF2ABD 39
RPF2AF7 39
RPF2AJD 39
RPF2AP7 39
RPF2BB7 39
RPF2BBD 39
RPF2BF7 39
RPF2BJD 39
RPF2BP7 39
RPM11B7 31
RPM11BD 31
RPM11E7 31
RPM11ED 31
RPM11F7 31
RPM11FD 31
RPM11JD 31
RPM11P7 31
RPM12B7 31
RPM12BD 31
RPM12E7 31
RPM12ED 31
RPM12F7 31
RPM12FD 31
RPM12JD 31
RPM12P7 31
RPM21B7 31
RPM21BD 31
RPM21E7 31
RPM21ED 31
RPM21F7 31
RPM21FD 31
RPM21JD 31
RPM21P7 31
RPM22B7 31
RPM22BD 31
RPM22E7 31
RPM22ED 31
RPM22F7 31
RPM22FD 31
RPM22JD 31
RPM22P7 31
RPM31B7 31
RPM31BD 31
RPM31E7 31
RPM31ED 31
RPM31F7 31
RPM31FD 31
RPM31JD 31
RPM31P7 31
RPM32B7 31
RPM32BD 31
RPM32E7 31
RPM32ED 31
RPM32F7 31
RPM32FD 31
RPM32JD 31
RPM32P7 31
RPM41B7 31
RPM41BD 31
RPM41E7 31
RPM41ED 31
RPM41F7 31
RPM41FD 31
RPM41JD 31
RPM41P7 31
RPM42B7 31
RPM42BD 31
RPM42E7 31
RPM42ED 31
RPM42F7 31
RPM42FD 31
RPM42JD 31
RPM42P7 31
RPZ1DA 33
RPZ1FA 33
RPZ3DA 33
RPZ3FA 33
RPZ4DA 33
RPZ4FA 33
RPZF1 32
RPZF2 32
RPZF3 32
RPZF4 32
RPZR235 33
RSB1A120B7 14
RSB1A120B7PV 13
RSB1A120BD 14
RSB1A120BDPV 13
RSB1A120E7 14
RSB1A120ED 14
RSB1A120F7 14
RSB1A120F7PV 13
RSB1A120FD 14
RSB1A120JD 14
RSB1A120JDPV 13
RSB1A120M7 14
RSB1A120ND 14
RSB1A120P7 14
RSB1A120P7PV 13
RSB1A120RD 14
RSB1A120U7 14
RSB1A160B7 14
RSB1A160BD 14
RSB1A160BDPV 13
RSB1A160E7 14
RSB1A160ED 14
RSB1A160F7 14
RSB1A160FD 14
RSB1A160JD 14
RSB1A160M7 14
RSB1A160ND 14
RSB1A160P7 14
RSB1A160P7PV 13
RSB1A160RD 14
RSB1A160U7 14
RSB2A080B7 14
RSB2A080B7PV 13
RSB2A080BD 14
RSB2A080BDPV 13
RSB2A080E7 14
RSB2A080ED 14
RSB2A080F7 14
RSB2A080F7PV 13
RSB2A080FD 14
RSB2A080JD 14
RSB2A080JDPV 13
RSB2A080M7 14
RSB2A080M7PV 13
RSB2A080ND 14
RSB2A080P7 14
RSB2A080P7PV 13
RSB2A080RD 14
RSB2A080U7 14
RSL1AB4BD 11
RSL1AB4ED 11
RSL1AB4JD 11
RSL1AB4ND 11
RSL1GB4BD 11
RSL1GB4ED 11
RSL1GB4JD 11
RSL1GB4ND 11
RSL1PRBU 11
RSL1PREU 11
RSL1PRFU 11
RSL1PRJU 11
RSL1PRPU 11
RSL1PVBU 11
RSL1PVEU 11
RSL1PVFU 11
RSL1PVJU 11
RSL1PVPU 11
RSLZ2 11
RSLZ3 11
RSLZ5 11
RSLZRA1 11
RSLZRA2 11
RSLZRA3 11
RSLZRA4 11
RSLZVA1 11
RSLZVA2 11
RSLZVA3 11
RSLZVA4 11
RSZE1S35M 14
RSZE1S48M 14
RSZE05P 14
RSZE08P 14
RSZL300 15, 19, 25
RSZR215 15
RSZS02 15, 19, 25
RUMC21B7 35
RUMC21BD 35
RUMC21E7 35
RUMC21ED 35
RUMC21F7 35
RUMC21FD 35
RUMC21JD 35
RUMC21P7 35
RUMC22B7 35
RUMC22BD 35
RUMC22E7 35
RUMC22ED 35
RUMC22F7 35
RUMC22FD 35
RUMC22JD 35
RUMC22P7 35
RUMC31B7 35
RUMC31BD 35
RUMC31E7 35
RUMC31ED 35
RUMC31F7 35
RUMC31FD 35
RUMC31GD 35
RUMC31JD 35
RUMC31MD 35
RUMC31ND 35
RUMC31P7 35
RUMC32B7 35
RUMC32BD 35
RUMC32E7 35
RUMC32ED 35
RUMC32F7 35
RUMC32FD 35
RUMC32GD 35
RUMC32JD 35
RUMC32ND 35
RUMC32P7 35
RUMF21B7 35
RUMF21BD 35
RUMF21E7 35
RUMF21ED 35
RUMF21F7 35
RUMF21FD 35
RUMF21JD 35
RUMF21P7 35
RUMF22B7 35
RUMF22BD 35
RUMF22E7 35
RUMF22ED 35
RUMF22F7 35
RUMF22FD 35
RUMF22JD 35
RUMF22P7 35
RUMF31B7 35
RUMF31BD 35
RUMF31E7 35
RUMF31ED 35
RUMF31F7 35
RUMF31FD 35
RUMF31JD 35
RUMF31P7 35
RUMF32B7 35
RUMF32BD 35
RUMF32E7 35
RUMF32ED 35
RUMF32F7 35
RUMF32FD 35
RUMF32JD 35
RUMF32P7 35

RUW101MW 32 36
RUW240BD 32 36
RUW241P7 32 36
RUW242B7 32 36
RUW242P7 32 36
RUZC2M 36
RUZC3M 36
RUZC200 37
RUZL420 37
RUZS2 37
RUZSC2M 36
RUZSC3M 36
RUZSF3M 36
RXG11B7 17
RXG11BD 17
RXG11E7 17
RXG11ED 17
RXG11F7 17
RXG11FD 17
RXG11JD 17
RXG11M7 17
RXG11ND 17
RXG11P7 17
RXG11RD 17
RXG12B7 18
RXG12B7PV 17
RXG12BD 18
RXG12BDPV 17
RXG12E7 18
RXG12ED 18
RXG12F7 18
RXG12FD 18
RXG12JD 18
RXG12M7 18
RXG12ND 18
RXG12P7 18
RXG12P7PV 17
RXG12RD 18
RXG13B7 18
RXG13BD 18
RXG13BDPV 17
RXG13E7 18
RXG13ED 18
RXG13F7 18
RXG13FD 18
RXG13JD 18
RXG13M7 18
RXG13ND 18
RXG13P7 18
RXG13P7PV 17
RXG13RD 18
RXG15B7 18
RXG15BD 18
RXG15E7 18
RXG15ED 18
RXG15F7 18
RXG15FD 18
RXG15JD 18
RXG15M7 18
RXG15ND 18
RXG15P7 18
RXG15RD 18
RXG21B7 17
RXG21B7PV 17
RXG21BD 17
RXG21BDPV 17
RXG21E7 17
RXG21ED 17
RXG21F7 17
RXG21FD 17
RXG21JD 17
RXG21M7 17
RXG21ND 17
RXG21P7 17
RXG21P7PV 17
RXG21RD 17
RXG22B7 18
RXG22B7PV 17
RXG22BD 18
RXG22BDPV 17
RXG22E7 18
RXG22ED 18
RXG22F7 18
RXG22FD 18
RXG22JD 18
RXG22M7 18
RXG22ND 18
RXG22P7 18
RXG22P7PV 17
RXG22RD 18
RXG23B7 18
RXG23BD 18
RXG23BDPV 17
RXG23E7 18
RXG23ED 18
RXG23F7 18
RXG23FD 18
RXG23JD 18
RXG23M7 18
RXG23ND 18
RXG23P7 18
RXG23P7PV 17
RXG23RD 18
RXG25B7 18
RXG25BD 18
RXG25E7 18
RXG25ED 18
RXG25F7 18
RXG25FD 18
RXG25JD 18
RXG25M7 18
RXG25ND 18
RXG25P7 18
RXG25RD 18
RXM2AB1B7 23
RXM2AB1BD 23
RXM2AB1E7 23
RXM2AB1ED 23
RXM2AB1F7 23
RXM2AB1FD 23
RXM2AB1JD 23
RXM2AB1P7 23
RXM2AB2B7 23
RXM2AB2B7PVM 22
RXM2AB2B7PVS 22
RXM2AB2BD 23
RXM2AB2BDPVM 22
RXM2AB2BDPVS 22
RXM2AB2E7 23
RXM2AB2ED 23
RXM2AB2F7 23
RXM2AB2FD 23
RXM2AB2JD 23
RXM2AB2P7 23
RXM2AB2P7PVM 22
RXM2AB2P7PVS 22
RXM3AB1B7 23
RXM3AB1BD 23
RXM3AB1E7 23
RXM3AB1ED 23
RXM3AB1F7 23
RXM3AB1FD 23
RXM3AB1JD 23
RXM3AB1P7 23
RXM3AB2B7 23
RXM3AB2BD 23
RXM3AB2E7 23
RXM3AB2ED 23
RXM3AB2F7 23
RXM3AB2FD 23
RXM3AB2JD 23
RXM3AB2P7 23
RXM4AB1B7 23
RXM4AB1B7PVM 22
RXM4AB1B7PVS 22
RXM4AB1BD 23
RXM4AB1BDPVM 22
RXM4AB1BDPVS 22
RXM4AB1E7 23
RXM4AB1ED 23
RXM4AB1F7 23
RXM4AB1FD 23
RXM4AB1JD 23
RXM4AB1MD 23
RXM4AB1P7 23
RXM4AB1P7PVM 22
RXM4AB1P7PVS 22
RXM4AB1U7 23
RXM4AB2B7 23
RXM4AB2B7PVM 22
RXM4AB2B7PVS 22
RXM4AB2BD 23
RXM4AB2BDPVM 22
RXM4AB2BDPVS 22
RXM4AB2E7 23
RXM4AB2ED 23
RXM4AB2F7 23
RXM4AB2FD 23
RXM4AB2GD 23
RXM4AB2JD 23
RXM4AB2P7 23
RXM4AB2P7PVM 22
RXM4AB2P7PVS 22
RXM4GB1B7 23
RXM4GB1BD 23
RXM4GB1E7 23
RXM4GB1ED 23
RXM4GB1F7 23
RXM4GB1FD 23
RXM4GB1JD 23
RXM4GB1P7 23
RXM4GB2B7 23
RXM4GB2BD 23
RXM4GB2E7 23
RXM4GB2ED 23
RXM4GB2F7 23
RXM4GB2FD 23
RXM4GB2GD 23
RXM4GB2JD 23
RXM4GB2MD 23
RXM4GB2ND 23
RXM4GB2P7 23
RXM4GB2U7 23
RXM021BN 24 32
RXM021FP 24 32
RXM021RB 24 32
RXM040W 24 32
RXM041BN7 24 32
RXM041FU7 24 32
RXZ400 25
RXZE2DA 25 33
RXZE2FA 25 33
RXZE2M114 24
RXZE2M114M 24
RXZE2S108M 24
RXZE2S111M 24
RXZE2S114M 24
RXZE2S114S 24
RXZE14P 24
RXZL300 25
RXZL420 25
RXZL520 25 33 37
RXZR315 25
RXZR335 25
RXZS2 25
RZM021BN 14 19
RZM021FP 14 19
RZM021RB 14 19
RZM031BN 14 19
RZM031FPD 14 19
RZM031RB 14 19
RZM040W 14 19
RZM041BN7 14 19
RZM041FU7 14 19

Life Is On | Schneider Electric

Learn more about our products at
www.schneider-electric.com/relays

The information provided in this documentation contains general descriptions and/or technical characteristics of the performance of the products contained herein. This documentation is not intended as a substitute for and is not to be used for determining suitability or reliability of these products for specific user applications. It is the duty of any such user or integrator to perform the appropriate and complete risk analysis, evaluation and testing of the products with respect to the relevant specific application or use thereof. Neither Schneider Electric nor any of its affiliates or subsidiaries shall be responsible or liable for misuse of the information contained herein.

Design: Schneider Electric
Photos: Schneider Electric

Schneider Electric Industries SAS
Head Office
35, rue Joseph Monier - CS 30323
F-92500 Rueil-Malmaison Cedex
France

DIA5ED2130303EN
November 2020 - V5.0