Your Expert Partner for **Human Machine Interfaces**

Rugged Outdoor Switch

09-RS.1101.6000.M000

https://www.eao.com/p/09-RS.1101.6000.M000

sales@prom-elec.com / ООО ПРОМЭЛЕКТРОНИКА

Your product:

09-RS.1101.6000.M000
Rugged Outdoor Switch

FRONT

Front dimension:	Ø 39 mm
Front form:	Round
Front bezel colour:	Black
Front bezel material:	Plastic
Front bezel shape:	Raised

MOUNTING

Design:	Raised
Mounting cut-out:	Ø 30 mm

OPERATING-/INDICATION PART

Lens colour:	Blue
Lens material:	Plastic
Lens illumination:	Non illuminated
Lens shape:	Concave
Lens type:	Raised above front bezel
Symbol:	No Symbol

ELECTRICAL CHARACTERISTICS

Contacts:	1 NO
Contact Type:	Magnetic Reed Switch
Operating voltage:	12 - 48 V DC

Power (W):	10
Switching rating:	48 V DC @ 0,5 A
Electrical lifetime:	1 Mil. cycles of operation
Thermal current Ith:	0.5 A

MECHANICAL CHARATERISTIC

Terminal:	1.5 Series AMP Superseal 3 Pin Connector
Contact material:	Rhodium/Silver
Switching action:	Momentary
Mechanical lifetime:	1 Mil. cycles of operation
Operating force:	25 N
Operating Travel:	5 mm ± 0.1 mm
Tightening torque:	2.5 ... 3 Nm fixing nut
Weight:	0.04 kg

AMBIENT CONDITION

IP front protection:	IP67 (ISO 20653)
IP Protection:	IP67 rear side (ISO 20653)
Operating temperature:	– 20 °C ... + 100 °C (DIN EN 60068-2-64)
Storage temperature:	- 20 ° C ... + 100 ° C (DIN EN 60068-2-64)
Vibration resistance:	Vibration TL80101 (2006-10) chapter 4.1.4 test severity level 3, Test Conditions according DIN EN 60068-2-64 test duration 2 hours per spatial axis
Climate resistance:	100 cycles (- 20 °C ... + 100 °C), with 25min at high temperature, 20 min at low temperature level per cycle

CERTIFICATE

Approbations:	EMC (EN ISO 13766-1:2018), EMC (EN ISO 14982:2009)
Conformities:	CE
REACH:	REACH compliant
RoHS:	RoHS compliant

OTHER

Short Description:

Rugged Outdoor Switch, Momentary, 48 V DC @ 0,5 A, 12 - 48 V DC, 1 NO, 1.5
Series AMP Superseal 3 Pin Connector, Round, Plastic, No Symbol, Blue

Housing colour: Black

Housing material: Plastic

Component layouts:

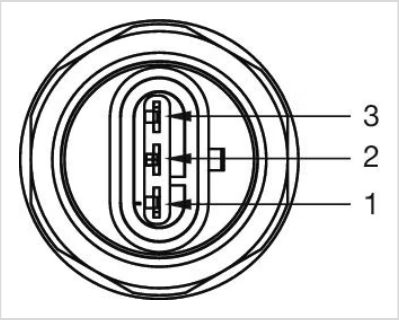

1 = Common +
2 = Switch Out
3 = LED - (non illuminated - blank)

Mounting cut-outs:

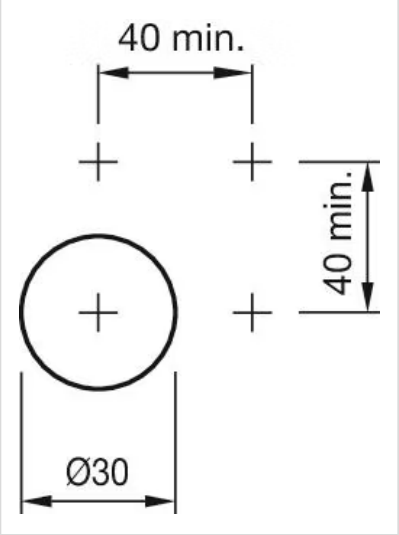
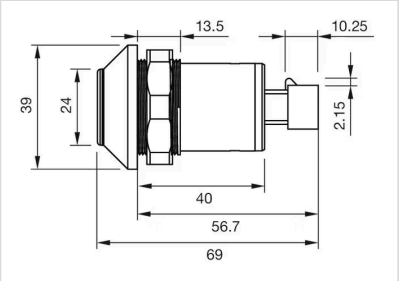
Dimension drawings: