Pomona® ELECTRONICS

Catalog



Professionals Trust Pomona Performance

Test and Measurement • Telecom
Calibration • RF • Automotive
Audio/Video/Broadcast

Volume 55 • 2019-2020

sales@prom-elec.com / ООО ПРОМЭЛЕКТРОНИКА

For over 60 years the name Pomona Electronics has been synonymous with reliability and outstanding value.

We are proud to have built our reputation for the delivery of quality products by using only the finest materials available and designing to match real world applications...where you live—everyday. Pomona Electronics is proud to be there, at your side.

Pomona's quality connectors and test accessories are the one answer you need when a reliable signal is demanded.

For Distributor Locations:

United States and International
www.pomonaelectronics.com

Europe
www.pomona.cc

Technical Support

U.S.
technicalsupport@pomonatest.com

Europe
+31(0) 40 2675 150

Rest of World
1-425-446-5500

RoHS

4 New Products
6 Customized Products
7 Coaxial Cable Assemblies and Breakouts
17 RF Coaxial Connectors, Adapters and Kits
31 Banana Plugs and Jacks
45 Patch Cords and Test Leads
54 Calibration Kit
55 Boxes and Enclosures
60 DMM Accessories and Kits
74 Grabbers and Test Clips
76 SMD/Micro Format Test
80 Oscilloscope Probes and Accessories
82 Audio/Video/Broadcast
84 Automotive
85 IC Test Clips and Adapters
87 Static Control Products
89 Telecom Products
91 Category Index
95 Technical Support

For electronics engineers and technicians who need to get an electronic signal reliably from one device to another, Pomona provides a breadth of high-quality, accurate connectors, adapters, and cables. Pomona offers a broad array of precision products to meet the entire spectrum of electronics applications.

Pomona Electronics

The engineers' choice for cables, connectors, and adapters

Since 1951, Pomona Electronics has been the go-to supplier for bench engineers and technicians, field technicians, and product designers who need reliable cables, connectors, and adapters for everything from the latest electronics to legacy devices. The company's innovative design and high-quality manufacturing provide engineers and technicians with tools that keep pace with constantly changing technologies and comply with both CSA and IEC61010 safety standards.

Pomona has a broad line of connection and test accessories for applications ranging from engineering research to test labs, field service, and plant maintenance. Pomona test accessories includes banana plugs and jacks, coaxial cable assemblies, patch cords, oscilloscope probes, DMM test lead kits and accessories, IC test clips, aluminum boxes, RF connectors, XLR connectors, and RF cable assembly products.

From tiny probes to cutting-edge voice-activated automotive systems and micro grabber test clips to verify sound systems that support the biggest names in music, Pomona Electronics has connectors and cable assemblies for the entire spectrum of electronics application. That's why Pomona is the choice of engineers and technicians for reliable, state-of-the-art products that make their jobs easier.

New Products

Pomona is continually developing new products to meet the rapidly expanding needs of the market. New products introduced includes a new test lead set, a line of do-it-yourself banana plugs, top-loading binding posts, and alligator clips.

7519A TwistGuard™ Test Lead Set

Twist and Test for Measurement Versatility and Increased Safety

New

The Pomona Electronics 7519A TwistGuard™ Test Lead Set features an adjustable probe tip shroud for use in different measurement environments. The patented design offers the versatility and quality needed to instantly change the test leads from a CAT II rated probe to a CAT III/IV rated probe, allowing users to meet the latest electrical safety standards.

Shown on page 67

Also available are newly designed alligator clips that are fully insulated with flexible boots and are rated up to CAT II 1000V, 10A. These new alligator clips adapt to either 4mm sheathed banana plug test leads or most of Pomona's 2mm probe tips for test versatility.

5916B Medium Alligator Clip Set for DMM Test Leads

New

Shown on page 69

6264B Alligator Clip Adapter for 2mm Probe Tips

New

Shown on page 69

73094 Top Loading Binding Posts for Quick Wire Attachment

New

Secure wires quickly. Accepts up to 15 AWG wire gauge. Great for any applications where a standard 5-way or spring loaded binding post are used.

Shown on page 35

Introducing New Pomona Do-It-Yourself 4mm banana plugs

New

Designed for quick and convenient wire attachment. These banana plugs feature spring-loaded push-button tabs for easy cable assembly or test lead repair. They are great in low voltage applications where prototyping and quick wire attachments are important. Available in a variety of 4mm banana plug styles that include unshrouded, stackable, fixed shroud, and retractable shroud.

All shown on page 35

73090 DIY 4mm Banana Plug for Quick Wire Attachment

73091 DIY Sheathed 4mm Banana Plug for Quick Wire Attachment



73092 DIY Stackable 4mm Banana Plug for Quick Wire Attachment



73093 DIY Retractable Sheath 4mm Banana Plug for Quick Wire Attachment, Stackable



Binding Post with 4mm Safety Jack and Quick Wire Connection

Model 73095

(available in black and red)

- Insulated 4mm safety jack for sheathed plugs
- Spring-loaded for quick wire connection through the cross hole
- Ideal for panel mounting
- CAT II 600V, 32A

Right-Angle 4mm Mounting Safety Jack for PCB

Model 73099

(available in black and red)

- Right-angle configuration minimizes force required to plug in test leads
- Ideal for mounting on PCB
- Insulated 4mm safety jack for sheathed plugs
- CAT III 1000V/CAT IV 600V, 24A

4mm Mounting Safety Jack for Sheathed Banana Plugs

Model 73098

(available in black, red and blue)

- Insulated 4mm safety jack for sheathed plugs
- Ideal for panel mounting
- CAT II 1000V, 32A

4mm Safety Jack for PCB

Model 73096

(available in black and red)

- Ideal for mounting on vertical PCB
- Insulated 4mm safety jack for sheathed plugs
- CAT III 1000V/CAT IV 600V, 24A

Panel Mount Double 4mm Banana Jack

Model 73101-0

- Insulated 4mm Double Banana Jack
- Ideal for screw-mounting onto pre-drilled panels
- 30 Vac/60 Vdc, 25A

BNC (M) Breakout to Flying Leads

Model 73105

- Insulated BNC male connector
- 25cm length flying leads for custom configurations
- 30 Vac/60 Vdc, 3A

Right-Angle Magnetic Probe, 6.6mm dia.

Model 73106

(available in black, red and blue)

- Ideal for temporary connections to terminal blocks with metal screws
- Quick connect and disconnect with magnetic probe head
- Insulated 4mm safety jack for sheathed banana plugs
- CAT III 1000V/CAT IV 600V, 4A

Maxigrabber, Reinforced Insulation

Model 73103

(available in black and red)

- Designed for connections to high current conductors
- Reinforced insulated hook clip for increased safety
- 12mm opening
- CAT II/CAT III/CAT IV 1000V Rated, 20A

DIY Insulated BNC Connector, 50Ω

Model 73104

(available in black, red and blue)

- Designed for increased electrical protection
- Rated to CAT II 1000V/ CAT III 600V
- 50Ω Impedance

Customized Products

Pomona responds to a wide range of special or custom requirements by providing accessories tailored to your needs. Whether we simply modify an existing catalog product or create a unique combination of products, we use only the finest materials to deliver top quality products.

Think of the possibilities! You can now define your own custom product or kit made of many combinations of cables, wires, connectors, or probes in this catalog. Can't find the length or color you need? Pomona makes it easy. Want a unique combination of connectors and cables you just can't find anywhere? Just ask Pomona!





Combinations of coaxial connector/ adapter assemblies can include strain-relief sheathing, marking and lengths.

To order your Pomona Product, please select **[Custom Products]** and fill out the request form on our Pomona Electronics website.

Coaxial Cable Assemblies and Breakouts

Pomona is the professional's choice, whether in the lab, plant or in the field. Using high-quality materials such as beryllium copper, gold and nickel plating ensures the precision you rely on. With a huge selection of cables and breakouts offering almost every connector and clip combination, Pomona provides you the solution for any application.

How to Order

Example: A 48in (1.2m) coaxial cable assembly with matching BNC (m) ends, stress relief boots on RG58 C/U, 50 cable.

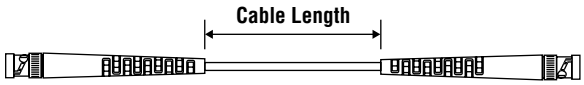

Typical Pomona Part Number: 2249-C-48

Cable Type

Cable Length in Inches (Measured Inside Connectors)

Model#	Length
2249-C-12	12.0in (0.3m)
2249-C-24	24.0in (0.6m)
2249-C-36	36.0in (0.9m)
2249-C-48	48.0in (1.2m)
2249-C-60	60.0in (1.5m)

Cable Assembly Holders

Model#	Color	"A" Max Cable Dia.	Number of Slots
1508	Orange	0.210in (5.33mm)	14
4408	Black	0.320in (8.13mm)	10
2708	Blue	0.450in (11.43mm)	9

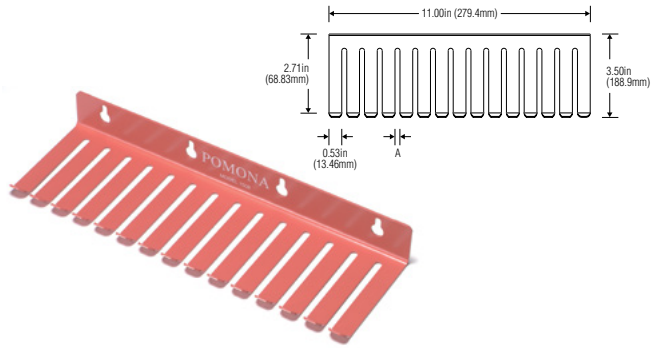

Technical Specifications for Wire and Cable

Cable Designation	Type	Impedance Ω	Capacitance per 1ft/ 0.304m	Insulation/ Dielectric	AWG	Stranding Strands X AWG	Wire Type	Jacket Material	Cable O.D.	Shield	Temperature (w/o connectors)
A	twisted pair, 2 conductor	NA	27.0 pf	PVC	18	65X36	TC	PVC	0.25in (6.35mm)	NA	**-4 to 221°F (-20 to +105°C)**
C	Coax, RG58C/U	50	32.2 pf	PE	20	19X33	TC	PVCNC	0.195in (4.95mm)	TCB	**-40 to 185°F (-40 to +85°C)**
E	Coax, RG59B/U	75	22.0 pf	PE	23	Solid	BCCS	PVCNC	0.242in (6.15mm)	BCB	**-40 to 140°F (-40 to +60°C)**
J	Microphone, 2 conductor, shielded	90	18 / 32 pf*	PE	22	16X34	TC	PVC	0.231in (5.84mm)	TCB	**-40 to 176°F (-40 to +80°C)**
K	Coax, RG174/U	50	30.8 pf	PE	26	7X34	BCCS	PVC	0.110in (2.79mm)	TCB	**-40 to 167°F (-40 to +75°C)**
T	Coax, RG214/U	50	30.8 pf	PE	13	7X22	SPC	PVCNC	0.425in (10.8mm)	SCCB/ SCCB	**-40 to 176°F (-40 to +80°C)**
X	Coax, RG142B/U	50	29.0 pf	TFE	18	Solid	SPCCS	FEP	0.195in (4.05mm)	SPC/SPC	**-94 to 392°F (-70 to +200°C)**
Y	Coax, RG223/U	50	30.8 pf	PE	19	Solid	SPC	PVCNC	0.212in (5.38mm)	SCB/SCB	**-40 to 140°F (-40 to +60°C)**
BB	Coax, RG316/U	50	29.0 pf	TFE	26	7X37	SPCCS	FEP	0.096in (2.44mm)	SPC	**-94 to 392°F (-70 to +200°C)**
SS	Coax, RG58/U, low noise	50	37.0 pf	CPE/PE	22	7X30	TC	PVC	0.195in (4.95mm)	BAF/TCB	**-40 to 176°F (-40 to +80°C)**
UU	Coax, RG178B/U	50	29.0 pf	PTFE	16	7X.1	SPCCS	FEP	0.071in (1.8mm)	SPC	**-67 to 311°F (-55 to +155°C)**
V	Coax, RG59/U	75	20.4 pf	PE	23	Solid	BCCS	PVC	0.242in (6.15mm)	BCB	**-40 to 176°F (-40 to +80°C)**
VV	Coax, RG179B/U	75	19.5 pf	PTFE	12	7X.1	SPCCS	FEP	0.100in (2.54mm)	SPC	**-67 to 311°F (-55 to +155°C)**
Triaxial	Coax, RG 58A/U, double shielded	50	30.8 pf	PE/PE	20	7X28	TC	PVC	0.240in (6.10mm)	TCB/ TCB-40	**to 167°F (-40 to +75°C)**

* Capacitance between conductors / Capacitance between conductor and shield

AWG = American Wire Gauge
BAF = Bonded Aluminum Foil Polyester Tape
BCB = Bare Copper Braid
BCCS = Bare Copper Covered Steel
CPE = Conductive Polyethylene
FEP = Fluorinated Ethylene Propylene
OD = Outside Diameter
NA = Not Applicable
PE = Polyethylene
PVC = Polyvinyl Chloride
PVCNC = Polyvinyl Chloride Non Contaminating
SCB = Silver Coated Braid
SPC = Silver Plated Copper
SCCB = Silver Coated Copper Braid
SPCCS = Silver Plated Copper Covered Steel
SSPE = Semi-Solid Polyethylene
TC = Tinned Copper
TCB = Tinned Copper Braid
TFE = Tetrafluoroethylene

Ratings: The components in this section have a hands free rating for use in controlled voltage environments. However, for CE compliance these products are not intended for hand held use at voltages above 30 Vrms/42.4 Vpk/60 Vdc or current exceeds 8A maximum.

BNC Male Cable with Molded Strain Relief

Length	50Ω Cable O.D. .195in (4.95mm) RG58C/U	50Ω Cable O.D. .206in (5.23mm) RG223	75Ω Cable O.D. .242in (6.15mm) RG59B/U	50Ω Cable O.D. .100in (2.54mm) RG174/U	50Ω Cable O.D. .195in 4.95mm) RG58C/U
.5ft (0.2m)	2249-C-6	–	2249-E-6	2249-K-6	–
1ft (0.3m)	2249-C-12	2249-Y-12	2249-E-12	2249-K-12	–
2ft (0.6m)	2249-C-24	2249-Y-24	2249-E-24	2249-K-24	–
3ft (0.9m)	2249-C-36	2249-Y-36	2249-E-36	2249-K-36	–
4ft (1.2m)	2249-C-48	2249-Y-48	2249-E-48	2249-K-48	–
5ft (1.5m)	2249-C-60	2249-Y-60	2249-E-60	2249-K-60	5266-C-60
6ft (1.8m)	2249-C-72	2249-Y-72	2249-E-72	2249-K-72	–
8ft (2.4m)	2249-C-96	2249-Y-96	–	2249-K-96	–
10ft (3.0m)	2249-C-120	2249-Y-120	2249-E-120	2249-K-120	–
12ft (3.7m)	2249-C-144	2249-Y-144	2249-E-144	–	–
15ft (4.6m)	2249-C-180	2249-Y-180	2249-E-180	2249-K-180	–
20ft (6.1m)	2249-C-240	2249-Y-240	2249-E-240	2249-K-240	–
25ft (7.6m)	2249-C-300	–	2249-E-300	2249-K-300	–
30ft (9.1m)	2249-C-360	–	2249-E-360	–	–
50ft (15.2m)	2249-C-600	–	2249-E-600	–	–

Rating: Maximum voltage for *hands free use*: 500 Vrms*, +122°F (+50°C) max., ("Y" Cable 176°F (+80°C).)

BNC: *Body:* tarnish resistant nickel-plated brass; *Center Contact:* gold-plated brass; *Dielectric:* PTFE.

Strain Relief: PVC molded directly to cable and connectors.

See chart on page 7 for additional wire and cable specifications.

Model 2249-C is Pomona Electronics' most popular cable. The 50Ω RG58C/U cable makes it ideal for most test and measurement applications.

Model 2249-Y is a 50Ω RG223/U cable with double shield. Use when additional shielding is required.

Model 2249-E RG59B/U is a 75Ω cable, making it the right choice for use with TV, video and LAN applications.

Model 2249-K RG174/U offers superior flexibility in a 50Ω cable.

Model 5266-C is the same high quality construction as Model 2249-C with a connector on **(one end only.)**

BNC Male Low-Noise Cable

Model#	Length
4964-SS-12	12in (0.3m)
4964-SS-24	24in (0.6m)
4964-SS-36	36in (0.9m)
4964-SS-48	48in (1.2m)
4964-SS-60	60in (1.5m)
4964-SS-72	72in (1.8m)
4964-SS-120	120in (3.0m)
4964-SS-240	240in (6.1m)

Model 4964-SS uses a special low-triboelectric cable which has noise attenuating layers surrounding the center conductor. The cable is ideal for low power, low frequency measurements.

Recommended Frequency Range: DC to 10KHz.

BNC: *Body:* tarnish resistant nickel-plated brass; *Center Contact:* gold-plated brass; *Dielectric:* PTFE.

Strain Relief: PVC molded directly to cable and connectors.

See chart on page 7 for additional wire and cable specifications.

BNC Male True 75Ω High Flex Cable

Model#	Length
6510-V-12-0	12in (0.3m)
6510-V-24-0	24in (0.6m)
6510-V-36-0	36in (0.9m)
6510-V-48-0	48in (1.2m)
6510-V-60-0	60in (1.5m)
6510-V-72-0	72in (1.8m)

Model 6510-V uses a true 75Ω connector for superior VSWR and low return loss up to 3 GHz. The highly flexible RG59/U type cable has a gas injected foam polyethylene dielectric with PVC jacket for low loss and superior shield coverage. Highly flexible cable and molded strain relief prevent excessive bending or kinking. An ideal product for HDTV and digital video as well as test and measurement.

Rating: Maximum voltage for *hands free use*: 500 Vrms*.

BNC: *Body:* tarnish resistant nickel-plated brass; *Center Contact:* gold-plated brass; *Dielectric:* PTFE.

Strain Relief: PVC molded directly to cable and connectors.

See chart on page 7 for additional wire and cable specifications.

IEC Insulated BNC Male 50Ω Cable

Model#	Length
72926-C-40	40in (100cm)
72926-C-80	80in (200cm)

Rating: 500V CAT I, 150V CAT II, 3A.

Color: Black.

*see rating message at start of section.

BNC Male 50Ω Cable: Field Servicable Connector

Model#	Length
BNC-C-18	18in (0.5m)
BNC-C-24	24in (0.6m)
BNC-C-36	36in (0.9m)
BNC-C-48	48in (1.2m)
BNC-C-60	60in (1.5m)
BNC-C-72	72in (1.8m)

Clamp nut and silicone gasket seal out moisture. Gold-plated center contact and Teflon® insulation assure premium performance.

Rating: Maximum voltage for *hands free use:* 500 Vrms*.

BNC: *Body:* tarnish resistant nickel-plated brass; *Center Contact:* gold-plated brass contact soldered to cable; *Dielectric:* PTFE.

See chart on page 7 for additional wire and cable specifications.

BNC Male 50Ω Cable



Model#	Length
5697-6	6in (0.2m)
5697-12	12in (0.3m)
5697-24	24in (0.6m)
5697-36	36in (0.9m)
5697-48	48in (1.2m)
5697-60	60in (1.5m)
5697-72	72in (1.8m)
5697-120	120in (3.0m)
5697-180	180in (4.6m)
5697-240	240in (6.1m)

Rating: Maximum voltage for *hands free use*: 500 Vrms*.

Cable Type: 50Ω, RG58 type 0.19in (4.95mm) O.D.

BNC: *Body:* tarnish resistant nickel-plated brass; *Center Contact:* gold-plated brass contact crimped to cable; *Dielectric:* PTFE.

See chart on page 7 for additional wire and cable specifications.

BNC Male Right Angle Connector Cable with Molded Strain Relief



Model#	Length
4276-C-12	12in (0.3m)
4276-C-24	24in (0.6m)
4276-C-36	36in (0.9m)

Rating: Maximum voltage for *hands free use*: 500 Vrms*.

BNC: *Body:* tarnish resistant nickel-plated brass; *Center Contact:* gold-plated brass; *Dielectric:* PTFE.

Strain Relief: PVC molded directly to cable and connectors.

See chart on page 7 for additional wire and cable specifications.

BNC Male to BNC Male Right Angle 50Ω Cable



Model#	Length
1383-C-24	24in (0.6m)
1383-C-60	60in (1.5m)

Rating: Maximum voltage for *hands free use*: 500 Vrms*.

BNC: *Body:* tarnish resistant nickel-plated brass; *Center Contact:* gold-plated brass; *Dielectric:* PTFE.

See chart on page 7 for additional wire and cable specifications.



SMA Male 50Ω Cable



4846-C



4846-UU

RG 316/U	
4846-BB-24	24in (0.6m)
4846-BB-48	48in (1.2m)
4846-BB-60	60in (1.5m)
RG 142B/U	
4846-X-24	24in (0.6m)
4846-X-48	48in (1.2m)
4846-X-60	60in (1.5m)
RG 58C/U	
4846-C-12	12in (0.3m)
4846-C-24	24in (0.6m)
4846-C-36	36in (0.9m)
4846-C-48	48in (1.2m)
4846-C-60	60in (1.5m)
RG 178B/U	
4846-UU-12	12in (0.3m)
4846-UU-24	24in (0.6m)
4846-UU-36	36in (0.9m)
4846-UU-48	48in (1.2m)
4846-UU-60	60in (1.5m)

SMA: *Body/Fittings:* passivated stainless steel or gold-plated brass; *Contact:* gold-plated brass; *Dielectric:* PTFE.

See chart on page 7 for additional wire and cable specifications.

*see rating message at start of section.

BNC Male to SMA Male 50Ω Teflon Insulated Cable



RG 316/U	Length
4935-BB-24	24in (0.6m)
4935-BB-48	48in (1.2m)
4935-BB-60	60in (1.5m)

Rating: Maximum voltage for *hands free use*: 335 Vrms*.

SMA: B*ody /Fittings:* passivated stainless steel; C*ontact:* gold-plated brass; *Dielectric:* PTFE.

BNC: *Body:* tarnish resistant nickel- plated brass; *Center Contact:* gold-plated brass; *Dielectric:* PTFE.

See chart on page 7 for additional wire and cable specifications.

SMA Male to SMA Female

RG 142B/U	
4528-X-24	24in (0.6m)
4528-X-48	48in (1.2m)

SMA: *Body/Fittings:* passivated stainless steel; *Contact:* gold-plated brass; *Dielectric:* PTFE.

SMA (F): gold-plated, beryllium copper center contact; *Dielectric:* PTFE.

See chart on page 7 for additional wire and cable specifications.

SMA Male to Type 'N' Male 50Ω Cable



Model#	Length
5058-X-36	36in (0.9m)
5058-X-48	48in (1.2m)
5058-X-60	60in (1.5m)

SMA: *Body/Fittings:* passivated stainless steel; *Contact:* gold-plated brass; *Dielectric:* PTFE.

Type 'N': *Body:* white bronze-plated brass; *Center Contact:* gold-plated brass; *Dielectric:* PTFE.

See chart on page 7 for additional wire and cable specifications.

Type 'N' Male 50Ω Cable

Model#	Length
1658-T-18	18in (0.5m)
1658-T-24	24in (0.6m)
1658-T-36	36in (0.9m)
1658-T-48	48in (1.2m)
1658-T-60	60in (1.5m)

Rating: Maximum voltage for *hands free use*: 1,000 Vrms*.

Type 'N': *Body:* white bronze-plated brass; *Center Contact:* gold-plated brass; *Dielectric:* PTFE.

See chart on page 7 for additional wire and cable specifications.

MMCX Male 50Ω Cable



73063-BB

RG 316/U	Length
73063-BB-6	6in (0.15m)
73063-BB-24	24in (0.6m)
73063-BB-36	36in (0.9m)
RG 178B/U	**Length**
73077-UU-12	12in (1.5m)
73077-UU-24	24in (1.8m)
73077-UU-36	36in (2.4m)
73077-UU-48	48in (2.4m)

Rating: Maximum voltage for *hands free use*: 500 V.

MMCX: *Body/Fittings:* gold-plated brass; *Contact:* gold-plated phosphor bronze; *Dielectric:* PTFE.

See chart on page 7 for additional wire and cable specifications.

MCX Male 75Ω Cable



RG 179B/U	Length
73075-VV-12	12in (0.3m)
73075-VV-24	24in (0.6m)
73075-VV-36	36in (0.9m)
73075-VV-48	48in (1.2m)

Rating: Maximum voltage for *hands free use*: 750V.

MCX: *Body/Fittings:* gold-plated brass; *Contact:* gold-plated phosphor bronze; *Dielectric:* PTFE.

See chart on page 7 for additional wire and cable specifications.

SMB Jack 75Ω Cable



RG 179B/U	Length
73072-VV-12	12in (0.3m)
73072-VV-24	24in (0.6m)
73072-VV-36	36in (0.9m)
73072-VV-48	48in (1.2m)
73072-VV-60	60in (1.5m)

Rating: Maximum voltage for *hands free use*: 750V.

SMB: *Body/Fittings:* gold-plated brass; *Contact:* gold-plated brass; *Dielectric:* PTFE.

See chart on page 7 for additional wire and cable specifications.

*see rating message at start of section.

MCX Male 50Ω Cable



73067-BB

RG 316/U	Length
73067-BB-6	6in (0.15m)
73067-BB-24	24in (0.6m)
73067-BB-36	36in (0.9m)
RG 178B/U	**Length**
73075-UU-12	12in (1.2m)
73075-UU-24	24in (1.5m)
73075-UU-36	36in (1.8m)
73075-UU-48	48in (3.0m)

Rating: Maximum voltage for *hands free use*: 750V.

MCX: *Body/Fittings:* gold-plated brass; *Contact:* gold-plated phosphor bronze; *Dielectric:* PTFE.

See chart on page 7 for additional wire and cable specifications.

MMCX Male to MMCX Male Right Angle 50Ω Cable



RG 316/U	Length
73064-BB-6	6in (0.15m)
73064-BB-12	12in (0.3m)
73064-BB-24	24in (0.6m)

Rating: Maximum voltage for *hands free use*: 500V*.

MMCX: *Body/Fittings:* gold-plated brass; *Contact:* gold-plated phosphor bronze; *Dielectric:* PTFE.

See chart on page 7 for additional wire and cable specifications.

SMB Jack 50Ω Cable



RG 316/U	Length
73072-BB-6	6in (0.15m)
73072-BB-12	12in (0.3m)
73072-BB-24	24in (0.6m)
73072-BB-36	36in (0.9m)
73072-BB-48	48in (1.2m)

Rating: Maximum voltage for *hands free use*: 750V.

SMB: *Body/Fittings:* gold-plated brass; *Contact:* gold-plated phosphor bronze; *Dielectric:* PTFE.

See chart on page 7 for additional wire and cable specifications.

SMA Male to SMA Male Right Angle 50Ω Cable



RG 316/U	Length
73069-BB-12	12in (0.3m)
73069-BB-24	24in (0.6m)
73069-BB-36	36in (0.9m)
73069-BB-48	48in (1.2m)
73069-BB-60	60in (1.5m)

Rating: Maximum voltage for *hands free use*: 750V*.

SMA: *Body/Fittings:* gold-plated brass; *Contact:* gold-plated brass; *Dielectric:* PTFE.

See chart on page 7 for additional wire and cable specifications.

SMB Jack Right Angle 50Ω Cable



RG 316/U	Length
73073-BB-6	6in (1.5m)
73073-BB-12	12in (0.3m)
73073-BB-24	24in (0.6m)
73073-BB-36	36in (0.9m)
73073-BB-48	48in (1.2m)

Rating: Maximum voltage for *hands free use*: 750V.

SMB: *Body/Fittings:* gold-plated brass; *Contact:* gold-plated phosphor bronze; *Dielectric:* PTFE.

See chart on page 7 for additional wire and cable specifications.

SMA Male Right Angle to SMA Female Bulkhead 50Ω Cable



RG 316/U	Length
73071-BB-12	12in (0.3m)
73071-BB-24	24in (0.6m)
73071-BB-36	36in (0.9m)
73071-BB-48	48in (1.2m)
73071-BB-60	60in (1.5m)
RG 142B/U	
73071-X-12	12in (0.3m)
73071-X-24	24in (0.6m)
73071-X-36	36in (0.9m)
73071-X-48	48in (1.2m)
73071-X-60	60in (1.5m)

Rating: Maximum voltage for *hands free use*: 750V.

SMA: *Body/Fittings:* gold-plated brass; *Contact:* beryllium copper and brass, gold-plated; *Dielectric:* PTFE

See chart on page 7 for additional wire and cable specifications.

*see rating message at start of section.

MCX Male Right Angle 50Ω



RG 316/U	Length
73068-BB-6	6in (0.15m)
73068-BB-12	12in (0.3m)
73068-BB-24	24in (0.6m)
73068-BB-36	36in (0.9m)

Rating: Maximum voltage for *hands free use*: 750V*.

SMA: *Body/Fittings:* gold-plated brass; *Contact:* gold-plated phosphor bronze; *Dielectric:* PTFE.

See chart on page 7 for additional wire and cable specifications.

SMA Male to SMA Female Bulkhead 50Ω Cable



RG 316/U	Length
73070-BB-12	12in (0.3m)
73070-BB-24	24in (0.6m)
73070-BB-36	36in (0.9m)
73070-BB-48	48in (1.2m)
73070-BB-60	60in (1.5m)
RG 58C/U	
73070-C-12	24in (0.6m)
73070-C-24	24in (0.6m)
73070-C-36	36in (0.9m)
73070-C-48	48in (1.2m)
73070-C-60	60in (1.5m)

Rating: Maximum voltage for *hands free use*: 750V.

SMA: *Body/Fittings:* gold-plated brass; *Contact:* beryllium copper and brass, gold-plated; *Dielectric:* PTFE

See chart on page 7 for additional wire and cable specifications.

SMA Male to SMA Male Quick-Connect 50Ω Cable



RG 142B/U	Length
73082-X-12	12in (0.3m)
73082-X-24	24in (0.6m)
73082-X-36	36in (0.9m)
73082-X-48	48in (1.2m)
73082-X-60	60in (1.2m)

Rating: Maximum voltage for *hands free use*: 750V.

SMA: *Body/Fittings:* brass, gold-plated and nickel-plated; *Contact:* gold-plated brass; *Dielectric:* PTFE.

See chart on page 7 for additional wire and cable specifications.

MMCX Male to SMA Female Bulkhead 50Ω Cable



RG 316/U	Length
73065-BB-12	12in (0.3m)
73065-BB-24	24in (0.6m)
73065-BB-36	36in (0.9m)
73065-BB-48	48in (1.2m)
RG 178B/U	**Length**
73078-UU-12	12in (0.3m)
73078-UU-24	24in (0.6m)
73078-UU-36	36in (0.9m)
73078-UU-48	48in (1.2m)

Rating: Maximum voltage for *hands free use*: 500V.

MMCX: *Body/Fittings:* gold-plated brass; *Contact:* gold-plated phosphor bronze; *Dielectric:* PTFE.

SMA: *Body/Fittings:* gold-plated brass; *Contact:* gold-plated beryllium copper; *Dielectric:* PTFE.

See chart on page 7 for additional wire and cable specifications.

SMA Male Quick-Connect 50Ω Cable



RG 316/U	Length
73083-BB-12	12in (0.3m)
73083-BB-24	24in (0.6m)
73083-BB-36	36in (0.9m)
73083-BB-48	48in (1.2m)
73083-BB-60	60in (1.2m)
RG 142B/U	**Length**
73083-X-12	12in (1.2m)
73083-X-24	24in (1.5m)
73083-X-36	36in (1.8m)
73083-X-48	48in (3.0m)
73083-X-60	60in (1.2m)

Rating: Maximum voltage for *hands free use*: 750V.

SMA: *Body/Fittings:* nickel-plated brass; *Contact:* gold-plated brass; *Dielectric:* PTFE

See chart on page 7 for additional wire and cable specifications.

MMCX Male Right Angle to SMA Female Bulkhead 50Ω Cable



RG 316/U	Length
73066-BB-12	12in (0.3m)
73066-BB-24	24in (0.6m)
73066-BB-36	36in (0.9m)
73066-BB-48	48in (1.2m)

Rating: Maximum voltage for *hands free use*: 500V.

MMCX: *Body/Fittings:* gold-plated brass; *Contact:* gold-plated phosphor bronze; Dielectric: PTFE.

SMA: *Body/Fittings:* gold-plated brass; *Contact:* gold-plated beryllium copper; *Dielectric:* PTFE.

See chart on page 7 for additional wire and cable specifications.

*see rating message at start of section.

Triaxial Male to Three Alligator Test Clips, Double Shielded

Model#	Cable Type	Lugs	Length
4725	Triaxial	2	36in (0.9m)
5342	Triaxial	3	36in (0.9m)

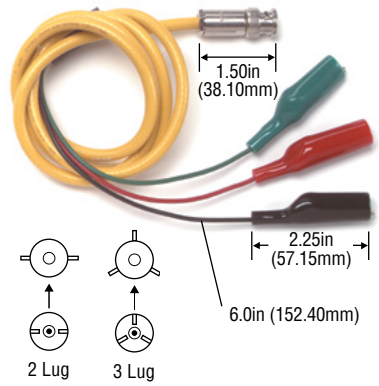

Rating: Maximum voltage for *hands free use*: 150 Vrms*.

Jaw Opening: 0.30in (7.62mm) max.

Triaxial: *Body/Fittings*: tarnish resistant nickel-plated brass; *Intermediate and Center Contacts:* gold-plated brass; *Dielectric:* PTFE.

See chart on page 7 for additional wire and cable specifications.

BNC Male with Molded Strain Relief to Micrograbber® Test Clips

Model#	Length
4777-C-24	24in (0.6m)
4777-C-36	36in (0.9m)
4777-K-24	24in (0.6m)
4777-K-36	36in (0.9m)
4777-K-48	48in (1.2m)



Rating: Maximum voltage for *hands free use*: 150 Vrms*.

BNC: *Body:* tarnish resistant nickel-plated brass; *Center Contact:* gold-plated brass; *Dielectric:* PTFE.

Strain Relief: PVC molded directly to cable and connectors.

Micrograbber: *Contacts:* beryllium gold-plated copper; *Insulation:* glass filled nylon.

Colors: One black and one red.

See chart on page 7 for additional wire and cable specifications.

Triaxial Male Cables

Model#	Cable Type	Lugs	Length
5223-36	Triaxial	3	36in (0.9m)
5223-60			60in (1.5m)
5054-36	Triaxial	2	36in (0.9m)
5054-60			60in (1.5m)



Rating: Maximum voltage for *hands free use*: 500 Vrms*.

Triaxial: *Body/Fittings:* tarnish resistant nickel-plated brass; *Intermediate and Center Contacts:* gold-plated brass; *Dielectric:* PTFE.

Cable Type: Double Shielded, 50Ω, RG58A/U.

Colors: *5223:* Yellow, *5054:* Yellow.

Triaxial to BNC Adapters on page 29.

See chart on page 7 for additional wire and cable specifications.

BNC Male with Molded Strain Relief to Alligator Test Clips

Model#	Length
4531-C-18	18in (0.5m)
4531-C-24	24in (0.6m)
4531-C-30	30in (0.76m)
4531-C-36	36in (0.9m)
4531-C-48	48in (1.2mm)
4531-C-60	60in (1.5mm)



Rating: Maximum voltage for *hands free use*: 150 Vrms*.

Jaws Opening: 0.3in (7.62mm) max.

BNC: *Body:* tarnish resistant nickel-plated brass; *Center Contact:* gold-plated brass; *Dielectric:* PTFE.

Strain Relief: PVC molded directly to cable and connectors.

Alligator: *Body:* steel-plated nickel.

Colors: *Vinyl boots:* one black and one red.

See chart on page 7 for additional wire and cable specifications.

BNC Male with Molded Strain Relief to Minipincer® Test Clips

Model#	Length
5423-C-24	24in (0.6m)
5423-C-36	36in (0.9m)
5423-C-48	48in (1.2m)



Rating: Maximum voltage for *hands free use*: 300 Vrms*.

BNC: *Body:* tarnish resistant nickel-plated brass; *Center Contact:* gold-plated brass; *Dielectric:* PTFE.

Strain Relief: PVC molded directly to cable and connectors.

Minipincer: *Contacts:* beryllium gold-plated copper; *Insulation:* glass filled nylon.

Colors: One black and one red.

See chart on page 7 for additional wire and cable specifications.



*see rating message at start of section.

BNC Male with Molded Strain Relief to Minigrabber® Test Clips



Model#	Length
5187-C-24	24in (0.6m)
5187-C-36	36in (0.9m)
5187-C-48	48in (1.2m)
5187-C-60	60in (1.5m)
5187-K-24	24in (0.6m)
5187-K-36	36in (0.9m)
5187-K-48	48in (1.2m)
5187-K-60	60in (1.5m)

Rating: Maximum voltage for *hands free use*: 300 Vrms*.

BNC: *Body:* tarnish resistant nickel-plated brass; *Center Contact:* gold-plated brass; *Dielectric:* PTFE.

Strain Relief: PVC molded directly to cable and connectors.

Minigrabber: *Contacts:* beryllium gold-plated copper; *Insulation:* glass filled nylon.

Colors: One black and one red.

See chart on page 7 for additional wire and cable specifications.

BNC Male with Molded Strain Relief to Minigator® Test Clips



Model#	Length
4532-C-24	24in (0.6m)
4532-C-36	36in (0.9m)
4532-C-48	48in (1.2m)
4532-C-60	60in (1.5m)

Rating: Maximum voltage for *hands free use*: 45 Vrms*.

Jaws Opening: to 0.18in (47.50mm) max.

BNC: *Body:* tarnish resistant nickel-plated brass; *Center Contact:* gold-plated brass; *Dielectric:* PTFE.

Strain Relief: PVC molded directly to cable and connectors.

Minigator: *Body:* steel-plated nickel

Colors: *Vinyl boots:* one black and one red.

Rating: +122˚F (+50˚C) max.

See chart on page 7 for additional wire and cable specifications.

BNC Male with Molded Strain Relief to SMD Grabber® Test Clips



Model#	Length
5304-K-24	24in (0.6m)
5304-K-36	36in (0.9m)

Rating: Maximum voltage for *hands free use*: 150 Vrms*.

BNC: *Body:* tarnish resistant nickel-plated brass; *Center Contact:* gold-plated brass; *Dielectric:* PTFE.

Strain Relief: PVC molded directly to cable and connectors.

Grabber: *Contacts:* gold-plated stainless steel; *Insulation:* glass filled nylon.

Colors: One black and one red.

See chart on page 7 for additional wire and cable specifications.

Strain Relief Boot

Model#	Fits Cable Types	For Cable O.D.
5155-*	RG 58, 141	0.185in - .200 (4.70mm - 5.08mm)
5156-*	RG 59, 62, 210	0.237in - .247in (6.02mm - 6.27mm)
5157-*	RG 174, 187, 188	0.090in - .110in (2.29mm - 2.79mm)

Rating: +122˚F (+50˚C) max.

Use with crimp type connectors.

Sold in packages of 10.

***Std. Colors:** -0 Black, -2 Red



*see rating message at start of section.

IEC Insulated BNC Male to Stackable/Retractable 4 mm plugs

Model#	Length
72908	10in (25cm)

Impedance: 50Ω.

Rating: 33 Vrms/70 Vdc, 6A.

Color: Black.

IEC Insulated BNC Female to Stackable/Retractable 4 mm plugs

Model#	Length
72909	10in (25cm)

Impedance: 50Ω.

Rating: 33 Vrms/70 Vdc, 6A.

Color: Black.



Insulated BNC Male/4mm Shrouded Plugs

Model#	Length
72927-C-40	40in (100cm)
72927-C-80	80in (200cm)

Impedance: 50Ω.

Rating: 500V CAT I, 150 V CAT II, 3A.

Color: Black.

BNC Male to ... the ends listed below

1st End: Crimp BNC Male with Molded Strain Relief.
Body: tarnish resistant nickel-plated brass; *Center Contact:* gold-platedbrass; *Impedance:* 50Ω, Boot, PVC; *Color:* black.

Cable Type C: RG58C/U

Rating: Maximum voltage for *hands free use*: 500 Vrms*.

BNC: *Body:* tarnish resistant nickel-plated brass; *Center Contact:* gold-plated brass

Strain Relief: PVC molded directly to cable and connectors.

Match to any end shown below

BNC Male with Molded Strain Relief to Multi-Stacking Banana Plugs

Model#	Length
5268-C-24	24in (0.6m)
5268-C-36	36in (0.9m)
5268-C-48	48in (1.2m)
5268-C-60	60in (1.5m)



2nd End: Stacking Banana Plugs.
Body: nickel-plated brass beryllium copper spring; *Insulation:* polypro-ylene; *Colors:* one black and one red.

See chart on page 7 for additional wire and cable specifications.

BNC Male with Molded Strain Relief to Multi-Stacking Double Banana

Model#	Length
4530-C-18	18in (0.5m)
4530-C-24	24in (0.6m)
4530-C-36	36in (0.9m)
4530-C-48	48in (1.2m)
4530-C-60	60in (1.5m)



2nd End: Double Banana Plugs.
Body: nickel-plated brass beryllium copper spring; *Insulation:* polyproylene. *Color:* black.

SSee chart on page 7 for additional wire and cable specifications.

BNC Male with Molded Strain Relief to Retractable Sheath Banana Plugs

Model#	Length
5343-C-36	36in (0.9m)
5343-C-60	60in (1.5m)



Ideal for use with binding posts.

2nd End: Sheathed Banana Plugs.
Body: nickel-plated brass beryllium copper spring; *Insulation:* nylon.

See chart on page 7 for additional wire and cable specifications.

BNC Male with Molded Strain Relief to Square Pin Receptacles

Model#	Length
4945-K-18	18in (0.5m)
4945-K-24	24in (0.6m)
4945-K-36	36in (0.9m)
4945-K-48	48in (1.2m)
4945-K-60	60in (1.5m)



2nd End: 0.025in (0.6mm) Square Pin Receptacles
Center Contact; gold-plated brass; *Insulation:* ABS; *Colors:* one black and one red.

See chart on page 7 for additional wire and cable specifications.

*see rating message at start of section.

BNC Male or Female to ... the ends listed below

BNC Male (1st End):
Body: tarnish resistant nickel-plated brass; *Center Contact:* gold-plated brass; *Insulation:* polypropylene; *Dielectric:* PTFE.

Nominal impedance: 50Ω.

Colors: Black.



Overall length = BNC length + wire length + clip/plug length

BNC Female (1st End):
Body: tarnish resistant nickel-plated brass; *Center Contact:* beryllium gold-plated copper; *Insulation:* polypropylene; *Dielectric:* PTFE.

Nominal impedance: 50Ω.

Colors: Black.

Match to any end shown below

...Minigrabber® Test Clips *(2nd End)*

Male Model#	Female Model#	Wire Length
3789	3788	5.5in (140mm)

Minigrabber: *Contacts:* beryllium gold-plated copper; *Insulation:* glass filled nylon.

Colors: One black and one red.

Rating: Maximum voltage for *hands free use*: 300 Vrms*, +131˚F (+55˚C) max.

...Micrograbber® Test Clips (2nd End)



Male Model#	Female Model#	Wire Length
5189	5188	5.4in (137mm)

Micrograbber: *Contacts:* beryllium gold-plated copper; *Insulation:* glass filled nylon.

Colors: One black and one red.

Rating: Maximum voltage for *hands free use*: 150 Vrms*, +131˚F (+55˚C) max.

... SMD Grabber® Test Clips *(2nd End)*



Male Model#	Female Model#	Wire Length
—	5305	5.5in (140mm)

Grabber: *Contacts:* gold-plated stainless steel; *Insulation:* glass filled nylon.

Colors: One black and one red.

Rating: Maximum voltage for *hands free use*: 150 Vrms*, +131˚F (+55˚C) max.

... Multi-Stacking Banana Plug *(2nd End)*



Male Model#	Female Model#	Wire Length
3957	3073	5.4in (137mm)

Banana Plug: *Body:* brass, *Spring:* beryllium copper; gold-plated. *Insulation:* polypropylene.

Colors: One black and one red.

Rating: Maximum voltage for *hands free use*: 500 Vrms*, +131˚F (+55˚C) max.

... Stacking Miniature Banana Plugs *(2nd End)*



Male Model#	Female Model#	Wire Length
—	3966	5.5in (140mm)

Banana Plug: *Body:* brass, *Spring:* beryllium copper; gold-plated. *Insulation:* polypropylene.

Colors: One black and one red.

Rating: Maximum voltage for *hands free use*: 500 Vrms*, +131˚F (+55˚C) max.

... Alligator Test Clips *(2nd End)*

Male Model#	Female Model#	Wire Length
—	2630	5in (127mm)

Alligator: *Body:* steel-plated nickel.

Colors: *Vinyl boots:* one black and one red.

Rating: +122˚F (+50˚C) max.

Rating: Maximum voltage for *hands free use*: 150 Vrms*.

Jaw Opening: 0.30in (7.62mm).

... Minigator Test Clips *(2nd End)*



Male Model#	Female Model#	Wire Length
2886	2631	5.9in (149mm)

Minigator: *Body:* steel-plated nickel.

Colors: *Vinyl boots:* one black and one red.

Rating: Maximum voltage for *hands free use*: 45 Vrms*, +122˚F (+50˚C) max.

Jaw Opening: 0.18in (47.50mm).

... Stacking Pin Tip Plugs *(2nd End)*



Male Model#	Female Model#	Wire Length
3901	3221	5.5in (140mm)

Pin Tip Plug: *Body:* gold-plated brass; *Insulation:* polypropylene.

Colors: One black and one red.

Rating: Maximum voltage for *hands free use*: 500 Vrms*, +131˚F (+55˚C) max.

... 20 AWG Leads *(2nd End)*



Male Model#	Female Model#	Wire Length
4970	4969	5.9in (149mm)

Rating: Maximum voltage for *hands free use*: 500 Vrms*, +131˚F (+55˚C) max.

2nd End: None.

Female only ... to #8 Spade Lugs *(2nd End)*



Male Model#	Female Model#	Wire Length
—	5051	5.4in (136mm)

Spade Lug: *Body:* Copper, tin-plated; *Insulation:* vinyl.

Colors: One black and one red.

Rating: Maximum voltage for *hands free use*: 500 Vrms*, +131˚F (+55˚C) max.

Female only ... to .025 Square Pin Receptacles *(2nd End)*

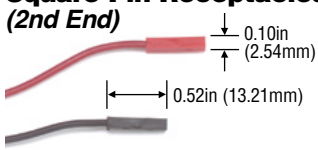

Male Model#	Female Model#	Wire Length
—	5069	5.6in (143mm)

Square Pin: Gold-plated phosphor bronze, ABS insulation.

Colors: One black and one red.

Rating: Maximum voltage for *hands free use*: 500 Vrms*, +131˚F (+55˚C) max.

*see rating message at start of section.

RF Coaxial Connectors, Adapters and Kits

Pomona has everything from a single reliable RF adapter to versatile kits packaged in lightweight, foam padded cases containing all the connections and terminations you might need. Small MCX, MMCX, SMA and SMB connectors enable attachment in today's tight spacings. Pomona—connecting with quality.

Universal Adapter Kit

Model# 5698

Kit contains two each: BNC (m), BNC (f), TNC (m), TNC (f), SMA (m), SMA (f), N (m), N (f), four intermediate couplers, one double Banana Plug, one double Banana Jack, and case.



Maxi Universal Adapter Kit

Model# 5748

Kit contains two each: BNC (m), BNC (f), TNC (m), TNC (f), SMA (m), SMA (f), N (m), N (f), UHF (m), UHF (F), Mini UHF (m), Mini UHF (f), F (m), F (f), RCA (m), RCA (f), six intermediate couplers, one double Banana Plug, one double Banana Jack, one sampler, and case.

Adapter Kit Accessories

Individual adapters for the Universal Adapter Kits are also available.

Coupling nut adapter to	Model#	5698	5748
BNC (m)	5735	2	2
BNC (f)	5739	2	2
TNC (m)	5736	2	2
TNC (f)	5740	2	2
SMA (m)	5737	2	2
SMA (f)	5741	2	2
N (m)	5734	2	2
N (f)	5738	2	2
UHF (m)	5752	–	2
UHF (f)	5756	–	2

Coupling nut adapter to	Model#	5698	5748
Mini UHF (m)	5753	–	2
Mini UHF (f)	5757	–	2
RCA (m)	5754	–	2
RCA (f)	5758	–	2
F (m)	5759	–	2
F (f)	5755	–	2
Coupler	5742	4	6
Dbl Banana Plug	5743	1	1
Dbl Banana Post	5744	1	1
Sampler	5760	–	1

Multi-RF Direct Adapter Kit

Model# 72934

A comprehensive kit including the most frequently used 50Ω RF adapters in a rugged pistol-grip case. Allows for direct adaptation without intermediate couplers. All parts are precision machined brass, not diecast, with tarnish resistant nickel plating. Male center pin contacts are gold plated brass. Female center contacts are gold plated heat treated beryllium copper. Insulation material is high density PTFE.

Kit contains:

3535 BNC (m)/Type N (f)
3288 BNC (f)/Type N (m)
3844 TNC (m)/BNC (f)
4288 SMA(m)/BNC(M)
4290 SMA (m)/BNC (f)
4289 SMA (f)/BNC (m)
4291 SMA (f)/BNC (F)
4298 SMA (m)/Type N (f)
4297 SMA (f)/Type N (M)
4299 SMA (f)/Type N (f)
4292 SMA (m)/TNC (m)
4294 SMA (m)/TNC (f)
4293 SMA (f)/TNC (m)
4295 SMA (f)/TNC (f)
4296 SMA (m)/Type N (m)
3283 BNC (f-f)
3533 BNC (m-m)
3285 BNC (f-m-f) TEE
3284 BNC (f-f-f) TEE
4940 TNC (f-f) Adapter
3841 TYPE N (f-f)
3842 TYPE N (m-m)
4282 SMA (m-f) Rt Angle
4283 SMA (m-m)
4284 SMA (f-f)
4286 SMA Termination, 50Ω (m)

SMA Adapter Kit

Model# 72931

A consolidated kit including the most frequently used SMA adapters in a rugged pistol-grip case. Allows for direct adaptation without intermediate couplers. All parts are precision machined brass, not diecast, with tarnish resistant nickel plating. Male center pin contacts are gold plated brass. Female center contacts are gold plated heat treated beryllium copper. Insulation material is high density PTFE.

Kit contains:

4282 Right Angle SMA Female to SMA Male
4283 Inline SMA Male to SMA Male
4284 Inline SMA Female to SMA Female
4286 SMA Male Terminator Plug
4288 SMA Male to BNC Male
4289 SMA Female to BNC Male
4290 SMA Male to BNC Female
4291 SMA Female to BNC Female
4292 SMA Male to TNC Male
4293 SMA Female to TNC Male
4294 SMA Male to TNC Female
4295 SMA Female to TNC Female
4296 SMA Male to N Male
4297 SMA Female to N Male
4298 SMA Male to N Female
4299 SMA Female to N Female

Ratings: The components in this section have a hands free rating for use in controlled voltage environments. However, for CE compliance these products are not intended for hand held use at voltages above 30 Vrms/42.4 Vpk/60 Vdc or current exceeds 8A maximum.

N Adapter Kit

Model# 72932

A consolidated kit including the most frequently used Type N adapters in a rugged pistol-grip case. Allows for direct adaptation without intermediate couplers. All parts are precision machined brass, not die-cast, with tarnish resistant nickel plating. Male center pin contacts are gold plated brass. Female center contacts are gold plated heat treated beryllium copper. Insulation material is high density PTFE.

Kit contains:

3288 N Male to 50Ω BNC Female
3535 N Female to 50Ω BNC Male
3841 Inline N Female to N Female
3842 Inline N Male to N Male
3843 Right Angle N Female to N Male
4286 N Male to SMA Male
4297 N Male to SMA Female
4298 N Female to SMA Male
4299 N Female to SMA Female
5089 T Style N Female to N Female to N Female
4240-50 50Ω N Terminator Plug
4240-75 75Ω N Terminator Plug

7/16 DIN Adapter Kit

Model# 6254

This kit will enable the field service technician to connect equipment that has 7/16 DIN connectors to other equipment that has Type N connectors. These connectors are not compatible, but both are commonly found on the same types of telephone equipment and test equipment.

The key feature of the 7/16 DIN connector is the extremely high resistance to inter-modulation interference. These connectors are used in cellular phone and PCS systems to reduce interference in crowded cell sites and also in radio, television and repeater sites.

An assortment of the most useful adapters for conversion between 7/16 DIN and Type N.

Kit contains one each:

6256 7/16 DIN Male to Type N Male Adapter
6257 7/16 DIN Male to Type N Female Adapter
6259 7/16 DIN Female to Type N Male Adapter
6260 7/16 DIN Female to Type N Female Adapter
7/16 DIN Male to 7/16 DIN Female Right Angle Adapter
7/16 DIN Female to 7/16 DIN Female Splice
All parts are protected by a custom zippered case with die cut foam padding.

BNC to Banana Plug and Binding Post Adapter Kit

Model# 5510

An assortment of many of Pomona's most popular BNC

Kit contains one each:

BNC Female to Stacking Double Banana Plug
BNC Male to Stacking Double Banana Plug
BNC Male to Stackable Binding Posts
BNC Female to Stackable Binding Posts
BNC Female to Female
BNC Male to Male adapters.

BNC Within Series Adapter Kit

Model# 5511

An assortment of Pomona's popular BNC within series adapters.

Kit contains one each:

BNC Female to Female 3283
BNC T (Female/Female/Female) 3284
BNC T (Female/Male/Female) 3285
BNC Male to Male 3533
BNC Right Angle Male to Female 3534
BNC T (Male /Female/Female) 4896

BNC 50Ω Attenuator Kit

Model# 5513

Kit contains five Model 4108 BNC 50Ω attenuators, one each of 3dB, 6dB, 10dB, 14dB and 20dB.

(Same as Model 4108).

Universal Adapter Cable

Model#	Length
5749-24	24in (0.6m)
5749-36	36in (0.9m)
5749-48	48in (1.2m)
5749-60	60in (1.5m)
5749-72	72in (1.8m)

Make cable assemblies with any of the adapters in the universal adapter kits.

50Ω RG 58C/U, 195" O.D.

*see rating message at start of section.

BNC Female to Double Stacking Banana Plug



Model# 1269

Rating: Maximum voltage for *hands free use*: 500 Vrms*, +122˚F (+50˚C) max.

Material: *Banana Plug Jack:* brass; *Spring:* heat treated beryllium copper; *Finish:* nickel plating.

BNC Male to Double Stacking Banana Plug



Model# 1270

Rating: Maximum voltage for *hands free use*: 500 Vrms*, +122˚F (+50˚C) max.

Material: *Banana Plug Jack:* brass; *Spring:* heat treated beryllium copper; *Finish:* nickel plating.

BNC Female to Double Banana Plug

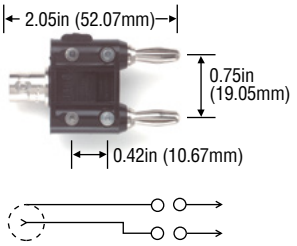

Model# 1468

4 solder turrets provide access between BNC and isolated banana plugs.

Rating: Maximum voltage for *hands free use*: 500 Vrms*, +131˚F (+55˚C) max.

BNC: isolated from Banana Plugs.

Material: *Banana Plug Jack:* brass; *Spring:* heat treated beryllium copper; *Finish:* nickel plating.

Insulated BNC Male to Dual 4 mm Banana Jacks



Model#	Type
72937	Jacks

Rating: 500V CAT I, 150V CAT II.

Insulated BNC Female to Dual 4 mm Banana Jacks

Model#	Type
72938	Jacks

Rating: 500V CAT I, 150V CAT II.

BNC Male to Stackable Binding Posts



Model# 1296

Rating: Maximum voltage for *hands free use*: 500 Vrms*, +122˚F (+50˚C) max.

4mm Safety Banana Jack to 2mm Banana Plug Adapter

Model#	Color
72914-02	Set, Black and Red
72914-0	10 pack, Black
72914-2	10 pack, Red

Accepts 4mm safety-sheathed banana plugs.

Rating: 30 Vrms/42.4 Vpk/60 Vdc or current exceeds 8A maximum, 36A.

BNC Female to Stackable Binding Posts



Model# 1452

Rating: Maximum voltage for *hands free use*: 500 Vrms*, +122˚F (+50˚C) max.

BNC Male to Stackable Isolated Binding Posts with 4 Terminals



Model# 1469

4 solder turrets for component attachments.

Use to make your own attenuator, balun, or filter.

Rating: Maximum voltage for *hands free use*: 500 Vrms*, +131˚F (+55˚C) max.

BNC Male with Binding Post

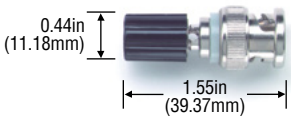

Model# 3430-*

Rating: Maximum voltage for *hands free use*: 500 Vrms*, +239˚F (+115˚C) max.

***Std. Colors:** -0 Black, -2 Red.

BNC Female to Single Banana Plug

Model# 1894

Rating: *Hands free testing* in controlled voltage environment: 500 Vrms*, +122˚F (+50˚C) max.

BNC Female to Miniature Double Banana Plug



Model# 3269

Allows a BNC male to be used with equipment having 0.50in (12.70mm) spaced miniature banana jacks.

Rating: Maximum voltage for *hands free use*: 500 Vrms*, +122˚F (+50˚C) max.

BNC Male to Miniature Stackable Binding Posts

Model# 3296

Binding posts also accept miniature double banana plugs.

Rating: Maximum voltage for *hands free use*: 500 Vrms*, +122˚F (+50˚C) max.

*see rating message at start of section.

BNC Female to Single Banana Plug with Ground Lead



Model# 4684

Use with equipment having banana plugs or binding posts with non-standard spacing.

18 AWG Ground wire, 2.5in (63.50mm) long.

Rating: Maximum voltage for *hands free use*: 500 Vrms*, +131˚F (+55˚C) max.

BNC Feed-Thru Termination

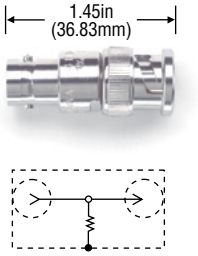

Model#	Ω
4119-50	50
4119-75	75
4119-600	600

Rating: 2W Carbon film resistor.

Accuracy: 2%.

Frequency Range: DC to 500 MHz, +216˚F (+102˚C) max.

BNC Male/Female with DC-Blocking Series Capacitor



Model# 5297

Use for sensitive RF measurements.

Rating: Maximum voltage for *hands free use*: 500 Vrms*, +216˚F (+102˚C) max.

Capacitor: 1000 pF, 600 Vdc.

BNC 50Ω Attenuator

Model#	dB
4108-3dB	3dB
4108-6dB	6dB
4108-10dB	10dB
4108-14dB	14dB
4108-20dB	20dB

Rating: 2W Avg. @ 77°F (25°C) max.

50Ω impedance. Metal film resistor attenuator.

Type N Male Terminator Plugs

Model#	Ω
4240-50	50

Rating: Frequency Range DC to 500 MHz, Power: 1W @ 158°F (70˚C) max.

Accuracy: 1%.

BNC In-Series Resistor Attenuator

Model#	Ω
4391-25	25
4391-50	50
4391-75	75

Rating: Frequency Range DC to 500 MHz, +216˚F (+102˚C) max.

Add series resistance to coaxial lines.

1%, 2W, non-inductive film resistor.

BNC Male Terminator Plugs



Model#	Ω
3840-50	50
3840-75	75

Rating: Frequency range dc to 500MHz, power .5W @ 158°F (70˚C) max.

Accuracy: 1%.

BNC Shorting Cap or Dust

Model#	Type
5085	Shorting cap
3839	Dust cap

Shorting cap provides protection and supplies a short across an input.

Dust cap protects sensitive instrument inputs and is non-shorting.

Tarnish resistant plating.

3in (76.20mm) long chain.

*see rating message at start of section.

BNC Straight RF Plugs



Fig. 1: Compression Style

Fig. 3: Crimp Style*

Fig. 2: Crimp Style

Rating: Maximum voltage for *hands free use*: 500 Vrms.

BNC: *Body:* tarnish resistant nickel-plated brass; *Center Contact:* male: gold-plated brass; female: gold-plated beryllium copper; *Dielectric:* PTFE.

***Performance:** 4 GHz with VSWR of 1.3 maximum from 0 to 4GHz.

**see data sheet on website for ratings.

Model#	Type	Fig.	Cable Group RG__/U BNC
50Ω Impedance Compression			
4488	BNC (m)	1	142, 142A, 142B, 223, 58, 58A, 58C, 5B, 5BA, 5BC, 8C, 141, 141A
5307	BNC (m)	1	174, 174A, 179B, 187, 187A, 188, 188A, 316
50Ω Impedance Crimp			
5285	BNC (m)	2	RG58, 58A, 58C, 141, 141A
7035*	BNC (m)	2	RG55A, 142, 142A, 223, 400
7040*	BNC (m)	2	RG179. 179B, 187, 187A, 174, 188, 188A, 316
73042**	BNC (m)	3	174, 188, 316
73043**	BNC (m)	2	8, 9, 11, 213, 214
73061	BNC (m)	3	58, 141
75Ω Impedance			
5286	BNC (m)	2	59, 59A, 59B, 62, 62A, 62B, 62C, 210
6752A	BNC (m)	2	59A, 59B, 62, 210, Belden 8241, 8263

BNC within Series Adapters

6701



3534

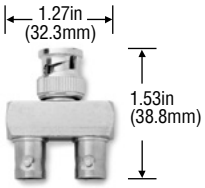

6700/6754



3284/6738



4896



3285/6739



3533/6740



3847/6744
See Cutout



3846
See Cut-Out



3283/6737



6705

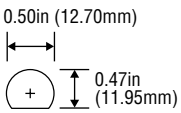

Panel Cut-Out for
3846/3847/6744

Model#	Type	Special Features
50Ω Impedance		
3283	BNC (f/f)	–
3533	BNC (m/m)	–
3285	BNC (f/m/f)	–
3284	BNC (f/f/f)	–
4896	BNC (m/f/f)	–
3534	BNC (f/m)	Right Angle
3847	BNC (f/f)	Hermetically Sealed (b)
3846	BNC (f/f)	Isolated Ground (a)
6700	BNC (f/m/f)	In-line
6701	BNC (f/m/f)	Right Angle
75Ω Impedance		
6705	BNC (f/f)	Isolated Ground (a)
6737	BNC (f/f)	–
6738	BNC (f/f/f)	–
6739	BNC (f/m/f)	–
6740	BNC (m/m)	–
6744	BNC (f/f)	Hermetically Sealed (b)
6754	BNC (f/m/f)	In-line

Notes: (a) Mounting hardware is isolated from outer conductor of BNC, (b) Leakage rate less than 10^{-7} cc/sec of tracer gas at one atmosphere.

Rating: Maximum voltage for *hands free use*: 500 Vrms*, -85˚F to +329˚F (-65˚C to +165˚C).

BNC: *Shell:* tarnish resistant nickel-plated brass; *Center Contact:* male: gold-plated brass; female: gold-plated beryllium copper; *Dielectric:* PTFE.

Bandwidth: to 4 GHz.

*see rating message at start of section.

BNC Panel Receptacles



2447/2447A

Dimensions for 6735
(not shown)
1.13in (28.6mm)



2451/2451A

Dimensions for 6736
(not shown)
1.06in (26.9mm)

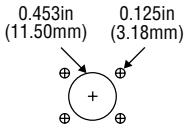

Cut-Out for 2447/2447A/6735

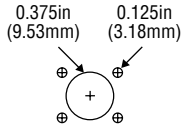

Cut-Out for 2451/2451A/6736

(see table for spacing)

Model#	Type	Spacing
50Ω Impedance		
2447	BNC (m)	0.531in (13.46mm) hole spacing center to center
2451	BNC (f)	
2447A	BNC (m)	0.50in (12.70mm) hole spacing center to center
2451A	BNC (f)	
75Ω Impedance		
6735	BNC (m)	0.50in (12.70mm) hole spacing center to center
6736	BNC (f)	0.50in (12.70mm) hole spacing center to center

BNC: *Shell:* tarnish resistant nickel-plated brass; *Center Contact:* male: gold-plated brass; female: gold-plated beryllium copper; *Dielectric:* PTFE .

BNC Female PCB Mount

4578/6747



4788/6748

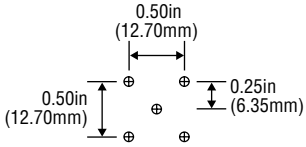

Cut-Out for 4578/4788/6747/6748

Model#	Type	Material
50Ω Impedance		
4578	Vertical BNC	–
4788	R/A BNC	Brass
6717	Dual R/A BNC	White Valox
75Ω Impedance		
6718	BNC (f)	White Valox
6747	BNC (f)	Vertical
6748	BNC (f)	Right Angle

Rating: Maximum voltage for *hands free use*: 500 Vrms*, *Impedance:* 50Ω, -85 to +329°F (+165 to -65°C).

BNC: *Body:* tarnish resistant nickel-plated brass; *Contact:* gold-plated beryllium copper. *Dielectric:* PTFE.



6717



6718

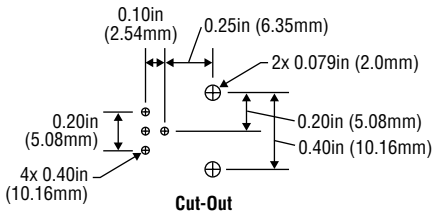

Cut-Out for 6717/6718

BNC Bulkhead Receptacles

4160/6745



4159/6741



4979

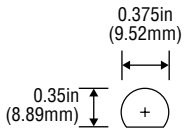

Cut-Out for 5148



3778/6741

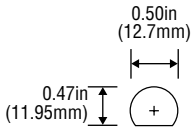

Cut-Out for 3778/6741

5148

Model#	Type	Special Features	Max. Panel Thickness
50Ω Impedance			
3778	BNC (f)	Isolated Ground, Teflon Insulation	0.18in (4.57mm)
5148	BNC (f)	Isolated Ground, Valox Insulation	0.175in (4.45mm)
4159	BNC (f)	Hermetically Sealed*	0.37in (9.40mm)
4160		–	0.10in (2.54mm)
4979	BNC (m)	–	0.19in (4.83mm)
75Ω Impedance			
6741	BNC (f)	Isolated Ground	–
6745	BNC (f)	–	–

* Leakage rate less than 10^{-7} cc/sec of tracer gas at one atmosphere.

BNC: *Body:* tarnish resistant nickel-plated brass; *Center Contact:* male: gold-plated brass; female: gold-plated beryllium copper (except as noted); *Dielectric:* PTFE.

Mounting hardware is isolated from outer conductor of BNC.

*see rating message at start of section.

SMA within Series Adapters





Model#	Type
4282	SMA (f) to (m), Right Angle
4284	SMA (f) to (f)

SMA: *Shell:* gold-plated brass; *Center Contacts:* gold-plated brass; *Dielectric:* PTFE.

Frequency Range: *4283, 4284:* 12.4GHz; *4282:* 12GHz.

SMA Male Terminator Plug



Model# 4286

Rating: Maximum voltage for *hands free use*: 335 Vrms*.

Impedance: 50Ω 1/2 W., 1%.

VSWR: 1.25 max. to 18GHz, 1/2 W, 85˚F to +329˚F (65˚C to +165˚C).

Resistor Terminator.

Gold-plated stainless steel with Teflon insulation.

SMA Plug, 50Ω Termination



72975

Bandwidth: 0-12.4 GHz on flexible cable.

Rating: For CE compliance and personal safety, do not hold in hand when voltages exceed 30 Vrms/42.4 Vpk/60 Vdc or current exceeds 8A maximum. Maximum voltage for *hands free use*: 500 Vpeak: RG58, 141, 143; 375 Vpeak: RG174, 188, 316. Do not use on circuits where transient stresses can exceed the rated voltage.

Body: machined brass, gold-plated finish; *Center Contacts:* plug: gold-plated brass; jack: gold-plated beryllium copper.

SMA Female to Female Bulkhead Receptacle



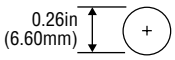

Panel Cut-Out

Model# 4285

SMA: *Shell:* gold plated brass; *Center Contacts:* gold plated brass; *Dielectric:* PTFE.

SMA Shorting Cap



Model# 5088

Screw onto SMA female. Protects sensitive instrument inputs or provides a necessary reference short.

SMA: *Shell:* gold plated; *Center Contacts:* gold-plated steel.

Type N Male Connector



Model# 4787

Fit Cable Types: RG58 and 142, 223, 141, 400.

N: *Body:* bronze-plated white brass; *Center Contact:* male: gold-plated brass; female: gold-plated beryllium copper; *Dielectric:* PTFE.

Impedance: 50Ω .

Rating: Maximum voltage for *hands free use*: 1,000 Vrms*.

Type N to UHF



Model#	Type
73047	N (f)/UHF (m)

N/UHF: *Body:* nickel-plated brass; *Center Contact:* gold-plated phosphor bronze; *Insulators:* PTFE.

Rating: Maximum voltage for *hands free use*: 750 V.

Type N to TNC



Model#	Type
73046	N (f)/TNC (m)

N/TNC: *Body:* nickel-plated brass; *Center Contact:* gold-plated phosphor bronze; *Insulators:* PTFE.

Impedance: 50Ω.

Rating: Maximum voltage for *hands free use*: 1500 V.

F Adapter



Model#	Type
6802	F (F/F) Bulkhead adapter

Material: These 75 Ω connectors are designed for fast installation with no crimping. Connectors are precision machined brass with nickel plating and gold plated center contacts.

F within Series Adapters



Model#	Type
6712	F (m/f) Right angle
6713	F (m/f) In line, Push-on

Material: Machined, nickel-plated brass.

*see rating message at start of section.

Type N Adapters



Model#	Type
3841	N (f/f)
3842	N (m/m)
3843	N (f/m)
5089	N (f/f/f)
73044*	N (m/f/m)
73045*	N (f/f) Pressurized Bulkhead

N: *Body:* nickel plated or bronze-plated white brass; *Center Contact:* male: gold-plated brass, female: beryllium copper or phosphor bronze, gold-plated; *Dielectric:* PTFE.

Impedance: 50Ω.

Rating: Maximum voltage for *hands free use*: 1,000 Vrms*.

*see data sheet on website for ratings

Type N Male 50Ω Connectors



Model#	Type	Cable Group RG__/U BNC	Rating
73048	N (m) Right Angle	214, 225, 393	1000V
73049	N (m) Right Angle	55, 142, 223	1500V
73050	N (m)	58, 141	1500V
73051	N (m)	8, 213	1500V
73052	N (m) Semi-Rigid	402	1500V
73062	N (m)	8, 9, 144, 165, 213, 214, 216, 225	1000V

N: *Body:* nickel-plated brass; *Center Contact:* gold-plated brass; *Dielectric:* PTFE.

Impedance: 50Ω.

Type N Panel Mount Receptacle



Model#	Type
2455	N (f)
4956	N (f)

N: *Body:* bronze-plated white brass; *Center Contact:* female: gold-plated beryllium copper; *Dielectric:* PTFE.

Impedance: 50Ω.

Rating: Maximum voltage for *hands free use*: 1,000 Vrms*.

Triaxial Female Bulkhead Receptacles



Model#	Lugs	Max. Panel Thickness
3580	2 lug (f)	0.25in (6.35mm)
4388*	2 lug (f)	0.25in (6.35mm)
5219	3 lug (f)	0.14in (3.56mm)

*Hermetically sealed leakage less than 10-7 cc/sec tracer gas at one atmosphere.

Triaxial: *Body/Fittings:* tarnish resistant nickel-plated brass; *Center Contact:* female: gold-plated beryllium copper; *Outer Contact:* gold-plated beryllium copper; *Dielectric:* PTFE.

*see rating message at start of section.

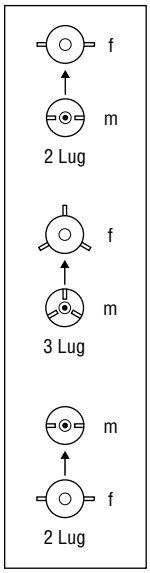

Triaxial Cable Plugs and Jacks



Model#	Lugs	Max. Panel Thickness	Fits Cable Types
3600	2 Lug (m)	–	Belden twinaxial 9272 0.242in (6.15mm) O.D.
4661	2 Lug (f)	0.14in (3.56mm)	Microdot 293-3930 0.175in (4.45mm) O.D.
5056	2 Lug (m)	–	Belden triaxial 9222 0.242in (6.15mm) O.D.
5218	3 Lug (m)	–	

Triaxial: *Body/Fittings:* tarnish resistant nickel-plated brass; *Center Contact:* male: gold-plated brass; female: gold-plated beryllium copper; *Outer Contact:* gold-plated beryllium copper; *Dielectric:* PTFE.

Triaxial Adapters

Model#	Lugs	Max. Panel Thickness
5178	2 Lug (f)	0.25in (6.35mm)
5290	2 Lug (f)	–

Triaxial: *Body/Fittings:* tarnish resistant nickel-plated brass; *Center Contact:* female: gold-plated beryllium copper; *Outer Contact:* gold-plated beryllium copper; *Dielectric:* PTFE.

RF MCX Connectors

Bandwidth: 3-6 GHz, depending upon connector. (see data sheet on website.)

Working Voltage: For CE compliance and personal safety, do not hold in hand when voltages exceed 30 Vrms/42.4 Vpk/60 Vdc or current exceeds 8A maximum. Maximum voltage for *hands free use*: 170 Vrms. Do not use on circuits where transient stresses can exceed the rated voltage.

Materials: *Body*: brass, gold-plated finish; Center Contacts: plug: gold-plated brass; jack: gold-plated beryllium copper.

Above specifications apply to models 73004, 73014, 73015 and 73012 below

RF MMCX Connectors

Bandwidth: 3-6 GHz, depending upon connector (see data sheet on website).

Working Voltage: For CE compliance and personal safety, do not hold in hand when voltages exceed 30 Vrms/42.4 Vpk/60 Vdc or current exceeds 8A maximum. Maximum voltage for *hands free use*: 170 Vrms. Do not use on circuits where transient stresses can exceed the rated voltage.

Materials: *Body*: brass, gold-plated finish; Center Contacts: plug: gold-plated brass; jack: gold-plated beryllium copper.

Above specifications apply to models 73037, 73028 and 73039 below

MCX Plug, Straight Crimp

Model#	Ω	Cable Group RG_/U
73004	75	179



MMCX 50Ω Jack, Straight Semi-Rigid Crimp

Model#	Cable Group RG_/U
73037	405



MCX Plug, Straight Semi-Rigid Crimp

Model#	Ω	Cable Group RG_/U
73014	50	402



MMCX 50Ω Jack, Right-Angle PCB Receptacle

73028



MCX Jack, Straight Crimp

Model#	Ω	Cable Group RG_/U
73012	75	179



*see rating message at start of section.

RF SMA Connectors

Bandwidth: 0-12.4 GHz on flexible cable (see data sheet on website).

Rating: For CE compliance and personal safety, do not hold in hand when voltages exceed 30 Vrms/42.4 Vpk/60 Vdc or current exceeds 8A maximum. Maximum voltage for *hands free use*: 500 Vpeak: RG58, 141, 143; 375 Vpeak: RG174, 188, 316. Do not use on circuits where transient stresses can exceed the rated voltage.

Materials: *Body:* machined brass, gold-plated finish; *Center Contacts:* plug: gold-plated brass; jack: gold-plated beryllium copper.

Above specifications apply to the models on this page

SMA 50Ω Plug



Model#	Description	Cable Group RG_/U
72943	Straight Crimp	58
72945	Straight Crimp	142, 400
72946	Straight Crimp	174, 188, 316

SMA 50Ω Plug, Right-Angle Crimp

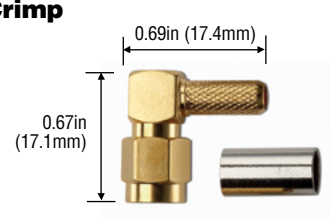

Model#	Cable Group RG_/U
72959	141, 174, 188, 316
72960	142, 400

SMA 50Ω Jack, Straight Crimp



Model#	Cable Group RG_/U
72953	142, 400
72954	174, 188, 316

SMA 50Ω Jack, Bulkhead Crimp



Model#	Cable Group RG_/U
72956	174, 178, 188, 316

SMA 50Ω Jack, Panel Receptacle



Model#	Description
72961	2 Hole
72962	4 Hole

SMA 50Ω Within Series Adapters

72964



72974



72966



72973

72967

Model#	Description
72964	Plug (m/m)
72966	Jack (f/f)
72967	Jack, Reverse Polarity (f/f)
72973	Jack (f) to Jack (f)
72974	Jack to Reverse SMA Plug

SMA 50Ω T Type

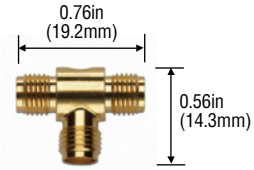

72968

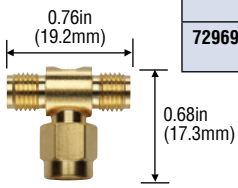

72969

Model#	Description
72968	Jack (f)/ Jack (f)/Jack (f)
72969	Jack (f)/Plug (m)/ Jack (f)

SMA 50Ω Jack, Straight PCB Receptacle

72963



SMA 50Ω Jack, Straight PCB Receptacle Edge Mount

72970



SMA 50Ω Jack, Right-Angle PCB Receptacle

72971



*see rating message at start of section.

RF SMA Connectors

Bandwidth: 3-4 GHz, depending upon connector (see data sheet on website).

Rating: For CE compliance and personal safety, do not hold in hand when voltages exceed 30 Vrms/42.4 Vpk/60 Vdc or current exceeds 8A maximum. Maximum voltage for *hands free use*: 250 Vrms. Do not use on circuits where transient stresses can exceed the rated voltage.

Materials: *Body:* machined brass, gold-plated finish; *Center Contacts:* plug: gold-plated brass; Jack: gold-plated beryllium copper.

Above specifications apply to the models on this page except 5375

SMB Jack, Straight Crimp

Model#	Ω	Cable Group RG_/U
72984	50	174, 188, 316



SMB Jack, Right-Angle Crimp

Model#	Ω	Cable Group RG_/U
72992	50	174, 188, 316



SMB Plug, Straight Crimp

Model#	Ω	Cable Group RG_/U
72981	50	174, 188, 316



SMB Plug, Right-Angle Crimp

Model#	Ω	Cable Group RG_/U
72988	50	174, 188, 316



SMB Plug, Bulkhead

Model#	Ω	Cable Group RG_/U
73000	50	174, 188, 316



SMB 50Ω Plug, Panel Receptacle — 72999



SMB 50Ω Jack, Straight PCB Receptacle — 72996



SMB 50Ω Jack, Right-Angle PCB Receptacle — 72998

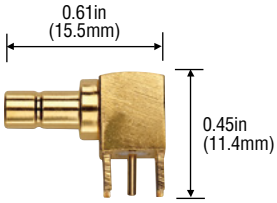

SMB 50Ω Plug, Straight PCB Receptacle — 72995



SMB 50Ω Plug, Right-Angle PCB Receptacle — 72997

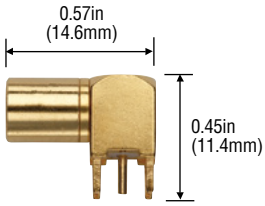

*see rating message at start of section.

SMA to BNC



Model#	Type
4288	SMA (m) to BNC (m)
4290	SMA (m) to BNC (f)
4289	SMA (f) to BNC (m)
4291	SMA (f) to BNC (f)

Rating: Maximum voltage for *hands free use*: 335 Vrms*.

Impedance: 50Ω.

SMA: *Shell:* gold-plated brass; *Center Contacts:* male: gold-plated brass; female: gold-plated beryllium coper; *Dielectric:* PTFE.

SMA to Type N



Model#	Type
4296	SMA (m) to type N (m)
4298	SMA (m) to type N (f)
4297	SMA (f) to type N (m)
4299	SMA (f) to type N (f)

Rating: Maximum voltage for *hands free use*: 335 Vrms*.

Impedance: 50Ω.

Material: *Shell:* gold-plated brass; *Center Contacts:* gold-plated brass; *Dielectric:* PTFE.

SMA to TNC



Model#	Type
4292	SMA (m) to TNC (m)
4294	SMA (m) to TNC (f)
4293	SMA (f) to TNC (m)
4295	SMA (f) to TNC (f)

Maximum voltage for *hands free use*: 335 Vrms*.

Impedance: 50Ω.

Material: *Shell:* gold-plated brass; *Center Contacts:* gold-plated brass; *Dielectric:* PTFE.

SMA to SMB

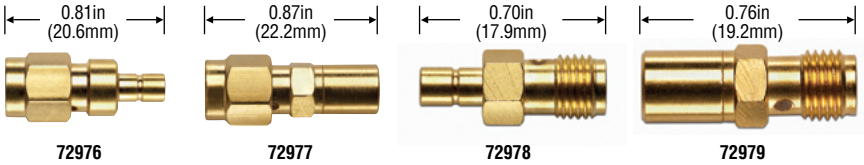

Model#	Type	Ω
72976	SMA (m) to SMB (m)	50
72977	SMA (m) to SMB (f)	
72978	SMA (f) to SMB (m)	
72979	SMA (f) to SMB (f)	

Bandwidth: 0-12.4 GHz on flexible cable.

Rating: For CE compliance and personal safety, do not hold in hand when voltages exceed 30 Vrms/42.4 Vpk/60 Vdc or current exceeds 8A maximum. Maximum voltage for *hands free use*: 500 Vpeak: RG58, 141, 143; 375 Vpeak: RG174, 188, 316. Do not use on circuits where transient stresses can exceed the rated voltage.

Materials: *Body:* machined brass, gold-plated finish; *Center Contacts:* plug: gold-plated brass; jack: gold-plated beryllium copper.

BNC to F



Model#	Type
6779	BNC (m)/F (f)
6780	BNC (f)/F (f)
6781	F (m)/BNC (f)
6782	BNC (m)/F (m)

BNC: *Shell:* tarnish resistant nickel-plated brass; *Center Contact:* male: gold-plated brass; female: gold-plated beryllium copper (except as noted); *Dielectric:* PTFE.

*see rating message at start of section.

Triaxial to BNC



Triaxial shell is shorted to outer shield

Model#	Type
5299	3 Lug Triax (f)/BNC (m) adapter
5298	2 Lug Triax (f)/BNC (m) adapter
5090	BNC (f)/2 Lug Triax (m) adapter
5300	BNC (f)/3 Lug Triax (m) adapter

Triaxial: *Body:* tarnish resistant nickel-plated brass; *Center Contact:* male: gold-plated brass; female: gold-plated beryllium copper; *Outer Contact:* gold-plated beryllium copper; *Dielectric:* PTFE.

BNC to TNC



Model#	Type
3844	BNC (f)/TNC (m)

Rating: Maximum voltage for *hands free use*: 500 Vrms*, -85˚F to + 325˚F (-65˚C to +165˚C) (except as noted).

Impedance: 50Ω (except as noted).

BNC: *Shell:* tarnish resistant nickel-plated brass; *Center Contact:* male: gold-plated brass; female: gold-plated beryllium copper (except as noted); *Dielectric:* PTFE.

UHF to BNC

3287

3286

Model#	Type	Special Features
3287	BNC (m)/ UHF (f)	Phos. Bronze Contact Nonconstant Impedance
3286	BNC (f)/UHF (m)	Nonconstant Impedance

Rating: Maximum voltage for *hands free use*: 335 Vrms*, -85 to +325˚F (-65 to +165˚C) (except as noted).

Impedance: 50Ω (except as noted).

UHF: *Shell:* tarnish resistant nickel-plated brass; *Center Contact:* male: gold-plated brass; female: gold-plated beryllium copper (except as noted); *Dielectric:* PTFE.

Type N to BNC

3535

3288

Model#	Type	Special Features
3535	BNC (m)/N (f)	
3288	BNC (f)/N (m)	Beryllium Copper Male Contact

Rating: Maximum voltage for *hands free use*: 500 Vrms max., -85 to +325˚F (-65 to +165˚C) (except as noted).

Impedance: 50Ω (except as noted).

N: *Shell:* tarnish resistant nickel-plated brass; *Center Contact:* male: gold-plated brass; female: gold-plated beryllium copper (except as noted); *Dielectric:* PTFE.

BNC Female to Phono (RCA) Male



Model# 5319

Rating: *Hands free testing* in controlled voltage environment: 500 Vrms*, 216˚F (+102˚C) max.

BNC: *Center Contact:* gold-plated.

BNC Male to Phono Jack

Model# 4054

Rating: *Hands free testing* in controlled voltage environment: 500 Vrms*, +257˚F (+125˚C) max.

BNC Female to 1/4in (6.35mm) Phone Plug



Model# 1297

Rating: *Hands free testing* in controlled voltage environment: 500 Vrms*, +257˚F (+125˚C) max.

Convert 2 conductor audio jacks to BNC.

BNC Female to Two Conductor, 0.14in (3.5mm) Dia. Mini Phone Plug



Model# 3837

Rating: *Hands free testing* in controlled voltage environment: 500 Vrms*, +257˚F (+125˚C) max.

Convert 2 conductor audio jacks to BNC.

*see rating message at start of section.

TNC Connectors



73054



73056



73057

Model#	Type	Cable Group RG_/U BNC
73054	TNC (m) Right Angle	55, 142, 223, 400
73056	TNC (m)	58, 141
73057	TNC (m)	59, 62

N: *Body:* nickel-plated brass; *Center Contact:* gold-plated brass; *Insulators:* PTFE.

Impedance: 50Ω.

Rating: Maximum voltage for *hands free use*: 1500 V.

TNC Adapter



Model#	Type
73053	TNC (f/m) Right Angle

N/TNC: *Body:* nickel-plated brass; *Center Contact:* male: gold-plated brass, female: gold-plated phosphor bronze; *Insulators:* PTFE.

Impedance: 50Ω.

Rating: Maximum voltage for *hands free use*: 1500 V.

Strain Relief Boot

Model#	Fits Cable Types	For Cable O.D.
5155-*	RG 58, 141	0.185in - .200 (4.70mm - 5.08mm)
5156-*	RG 59, 62, 210	0.237in - .247in (6.02mm - 6.27mm)
5157-*	RG 174, 187, 188	0.090in - .110in (2.29mm - 2.79mm)

Rating: +122˚F (+50˚C) max.

Use with crimp type connectors.

Sold in packages of 10.

***Std. Colors:** -0 Black, -2 Red

BNC Male with Strain Relief Boot



Make your own cable with strain relief.

5076: Black boot with nut only.

For use with connectors using a 7/16-28 clamp nut. Simply replace supplied nut with the one on the boot.

Rating: Maximum voltage for *hands free use*: 500 Vrms*, +122˚F (+50˚C) max.

Model#	Fits Cable Types	For Cable O.D.
5066-*	RG 58, 141	0.185in - 0.200 (4.70mm - 5.08mm)
5068-*	RG 174, 187, 188	0.090in - 0.110in (2.29mm - 2.79mm)
5076-*	RG 58, 141	0.185in - 0.200in (4.70mm - 5.08mm)

*Available in -0 black only



*see rating message at start of section.

Banana Plugs and Jacks

Just need a reliable plug or jack? Making your own test set? Pomona Electronics' selection is designed to meet demanding electrical characteristics. Nickel-plated plugs feature brass bodies and one-piece heat-treated beryllium copper springs with nylon or ABS insulation. Choose Pomona for the reliable and dependable connections your work demands.

Double Banana Plug with Wire Guide, Stackable, Solderless

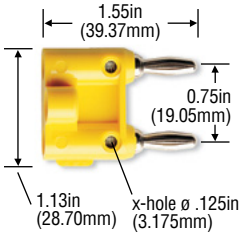

Model#	Plating	Insulation	*Std. Colors
MDP-*	Nickel	Polypropylene	-0 Black, -1 Brown, -2 Red, -3 Orange, -4 Yellow, -5 Green, -6 Blue, -7 Violet, -8 Gray, -9 White
4892-*	Gold	Polypropylene	-0 Black, -2 Red
4898-*	Nickel	Polyphenylene Sulfide	-0 Black, -6 Blue
4914	Set screws 8-32 x 0.210in (5.33mm), 100/pk		

Set screws secure wire. Simplifies cable construction or component mounting. Accepts cables to 0.22in (5.59mm) dia. max., (18-22 AWG wire).

Material: *Banana Plug/Jack:* brass; *Spring:* heat treated beryllium copper; *Finish:* nickel plating.

Rating: *For CE compliance* and for personal safety, do not hold in hand when voltages exceed 30 Vrms/42.4 Vpk/60 Vdc or current exceeds 8A maximum. Maximum voltage for *hands free use*: 5000 Vdc. Do not use on circuits where transient stresses can exceed the rated voltage. 15A, +122˚F (+50˚C) (Model 4898, +302˚F (+150˚C) max.).

Double Banana Plug with Shorting Bar



Model# MDP-S-*

Banana plugs internally shorted with #18 AWG wire.

X-hole accepts standard banana plug.

Material: *Banana Plug/Jack:* brass; *Spring:* heat treated beryllium copper; *Finish:* nickel plating; *Insulation:* Polypropylene.

Rating: For CE compliance and for personal safety, do not hold in hand when voltages exceed 30 Vrms/42.4 Vpk/60 Vdc or current exceeds 8A maximum. Maximum voltage for *hands free use*: 5000 Vdc. Do not use on circuits where transient stresses can exceed the rated voltage. 15A, +122˚F (+50˚C) max.

***Std. Colors:** -0 Black, -2 Red, -9 White.

Model# 4914

Set screws 8-32 x 0.210in (5.33mm), 100/pk.

Double Banana Plug with Solder Turret Terminals



Model# MDP-ST

Similar to MDP above except with bright tin plated solder turrets. Accepts cables to 0.215in (5.46mm) dia. max.

Material: *Banana Plug/Jack:* brass; *Spring:* heat treated beryllium copper; *Finish:* nickel plating; *Insulation:* polypropylene.

Rating: *For CE compliance* and for personal safety, do not hold in hand when voltages exceed 30 Vrms/42.4 Vpk/60 Vdc or current exceeds 8A maximum. Maximum voltage for *hands free use*: 5000 Vdc. Do not use on circuits where transient stresses can exceed the rated voltage. 15A, +131˚F (+55˚C) max.

Color: Black.

Model# 4914

Set screws 8-32 x 0.210in (5.33mm), 100/pk.

Double Banana Plug, Stackable, Solderless



Model# 1330-*

Similar to MDP without cable loop.

Features recess for mounting small components with set screws.

Model 1330 has setscrews like MDP.

Material: *Banana Plug/Jack:* brass; *Spring:* heat treated beryllium copper; *Finish:* nickel plating; *Insulation:* Polypropylene.

Rating: *For CE compliance* and for personal safety, do not hold in hand when voltages exceed 30 Vrms/42.4 Vpk/60 Vdc or current exceeds 8A maximum. Maximum voltage for *hands free use*: 5000 Vdc. Do not use on circuits where transient stresses can exceed the rated voltage.15A, +122˚F (+50˚C) max.

***Std. Colors:** -0 Black, -2 Red.

Model# 4914

Set screws 8-32 x 0.210in (5.33mm), 100/pk.

Double Banana Plug with Solder Turret Terminals



Model# 1330-ST-*

Similar to Model 1330 above, but features bright tin plated solder turrets.

Material: *Banana Plug/Jack:* brass; *Spring:* heat treated beryllium copper; *Finish:* nickel plating; *Insulation:* polypropylene.

Rating: *For CE compliance* and for personal safety, do not hold in hand when voltages exceed 30 Vrms/42.4 Vpk/60 Vdc or current exceeds 8A maximum. Maximum voltage for *hands free use*: 5000 Vdc. Do not use on circuits where transient stresses can exceed the rated voltage. 15A, +122˚F (+50˚C) max.

***Std. Colors:** -0 Black, -2 Red.

Isolated Double Banana Plug with Four Solder Terminals

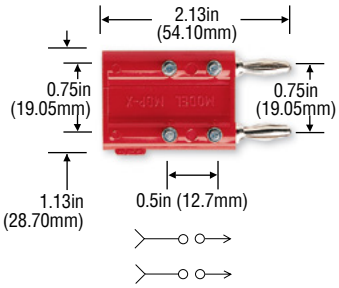

Model# MDP-X

Use to make your own attenuator, balun or filter.

Jacks are isolated from plugs.

Material: *Banana Plug/Jack:* brass; *Spring:* heat treated beryllium copper; *Finish:* nickel plating; *Insulation:* Polypropylene; *Solder turrets;* bright tin plated.

Rating: *For CE compliance* and for personal safety, do not hold in hand when voltages exceed 30 Vrms/42.4 Vpk/60 Vdc or current exceeds 8A maximum. Maximum voltage for *hands free use*: 2500 Vdc. Do not use on circuits where transient stresses can exceed the rated voltage. 15A, +131˚F (+55˚C) max.

Color: Red.

***Color Code:** -0 Black, -1 Brown, -2 Red, -3 Orange, -4 Yellow, -5 Green, -6 Blue, -7 Violet, -8 Gray, -9 White

QUAD Stacking Plug

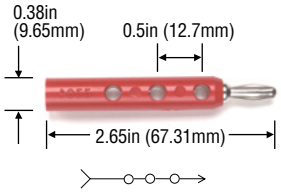

Model# 3364-*

Features one in-line stacking and three cross-stacking connections.

All jacks are connected to plug.

Material: *Banana Plug/Jack:* brass; *Spring:* heat treated beryllium copper; *Finish:* nickel plating; *Insulation:* ABS.

Rating: For CE compliance and for personal safety, do not hold in hand when voltages exceed 30 Vrms/42.4 Vpk/60 Vdc or current exceeds 8A maximum. Maximum voltage for *hands free use*: 5000 Vdc. Do not use on circuits where transient stresses can exceed the rated voltage. 15A, +122˚F (+50˚C) Max.

***Std. Colors:** -0 Black, -2 Red.

Triple Banana Plug, Stackable, Solderless



Model# 2970-*

Use for balanced line 2 conductor shielded cable assemblies. Accepts cables to 0.250in (6.35mm) dia. max., Setscrews secure wires.

Material: *Banana Plug/Jack:* brass; *Spring:* heat treated beryllium copper; *Finish:* nickel plating; *Insulation:* Polypropylene.

Rating: For CE compliance and for personal safety, do not hold in hand when voltages exceed 30 Vrms/42.4 Vpk/60 Vdc or current exceeds 8A maximum. Maximum voltage for *hands free use*: 5000 Vdc. Do not use on circuits where transient stresses can exceed the rated voltage.15A, +122˚F (+50˚C) max.

***Std. Colors:** -0 Black, -2 Red.

4mm Safety Banana Jack to Banana Plug Adapter

Model# 6728

Accepts safety-sheathed 4mm banana plug and adapts to standard banana plug.

Material: nickel plated brass.

Rating: For CE compliance and for personal safety, do not hold in hand when voltages exceed 30 Vrms/42.4 Vpk/60 Vdc or current exceeds 8A maximum, -10 to +55°C.

***Std. Colors:** -0 Black, -2 Red.

Double Banana Plug Splice



Model# 1823-*

Provides rapid method for splicing cables.

Rating: For CE compliance and for personal safety, do not hold in hand when voltages exceed 30 Vrms/42.4 Vpk/60 Vdc or current exceeds 8A maximum. Maximum voltage for *hands free use*: 5000 Vdc. Do not use on circuits where transient stresses can exceed the rated voltage. 15A, +131˚F (+55˚C) max.

***Std. Colors:** -0 Black, -2 Red.

Insulated Double Banana Plug Shorting Bar

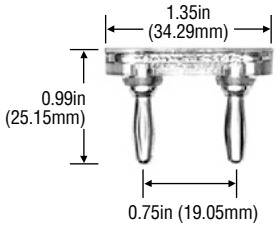

Model# 5145

Shorting bar is completely insulated in clear ABS thermoplastic.

Fits standard 0.166in (4.22mm) dia. banana jack.

Material: *Banana Plug Body:* brass; *Spring:* beryllium copper; *Finish:* nickel plating.

Rating: 15A, +122˚F (+50˚C) max., resistance less than 1.5mΩ.

Single Banana Plug Splice



Model# 1829-*

Provides rapid method for splicing single banana plug patch cords.

Rating: For CE compliance and for personal safety, do not hold in hand when voltages exceed 30 Vrms/42.4 Vpk/60 Vdc or current exceeds 8A maximum. Maximum voltage for *hands free use*: 5000 Vdc. Do not use on circuits where transient stresses can exceed the rated voltage. 15A, +55˚C (+131˚F) max.

***Std. Colors:** -0 Black, -2 Red.

Do-It-Yourself 4mm Stackable Banana Plug, Solder



Model# 6721

Build your own safety stacking leads with do-it-yourself safety-sheathed 4mm stackable banana plugs.

Material: *Contacts:* nickel-plated brass, *Insulation:* lucel acetal polymer.

Rating: IEC61010 1000V Category III**, 20A, 14 to 176°F (-10 to +95°C).

***Std. Colors:** -0 Black, -2 Red.

** When plug is correctly assembled and terminated.

Do-It-Yourself 4mm Right Angle Banana Plug

Model# 6729

Build your own safety leads with do-it-yourself safety-sheathed 4mm right angle banana plug.

Material: *Contacts:* nickel-plated brass; *Insulation:* lucel acetal polymer.

Rating: IEC61010 1000V Category III**, 20A, 14 to 176°F (-10 to +55°C).

***Std. Colors:** -0 Black, -2 red.

** When plug is correctly assembled and terminated.

***Color Code:** -0 Black, -1 Brown, -2 Red, -3 Orange, -4 Yellow, -5 Green, -6 Blue, -7 Violet, -8 Gray, -9 White

Do-It-Yourself Retractable Sheath Banana Plug



Model#	Color
122505A	Black
122506A	Red

Do-It-Yourself Retractable Sheath Banana Plugs provide fast simple assembly and reliable performance.

Rating: For CE CAT II 300V, CAT III 150V. Maximum voltage for *hands free use*: 1000 Vrms, 20A, ≤ 2 mΩ.

Accepts 18-22 AWG wire.

Do-It-Yourself In-Line Sheathed Banana Plug/ Banana Jack



Model#	Accepts wire AWG	Wire Access Hole	Type
4933-*	22, 20, 18	0.159in (4.04mm) Dia.	Plug
4986-*	16, 14	0.200in (50.8mm) Dia.	Plug
4934-*	22, 20, 18	0.159in (4.04mm) Dia.	Jack

These plugs and jacks are designed to fit together and provide protection from accidental shorting.

Material: *Banana Plug/Jack:* brass; *Spring:* beryllium copper; *Insulation:* polypropylene.

Rating: For CE compliance and for personal safety, do not hold in hand when voltages exceed 30 Vrms/42.4 Vpk/60 Vdc or current exceeds 8A maximum. Maximum voltage for *hands free use*: 1200V ac/dc. Do not use on circuits where transient stresses can exceed the rated voltage.15A, +176˚F (+80˚C) max.

***Std. Colors:** -0 Black, -2 Red.

Do-It-Yourself In-Line Sheathed (4mm) Banana Plug and Jack



Model#	Type
6383-*	Plug
6383-02	
6384-*	Jack
6384-02	

Safety-rated plugs and jacks for use with any wire from 22 to 18 AWG with flexible insulation.

Attaches to wire by crimp or soldering.

Plugs fit most sheathed DMM jacks and DMM test leads to make up your own banana plug or jack test lead or jumper.

See mating panel jacks (6387 on page 36).

Material: *Banana Plug/Jack:* brass; *Spring:* heat treated beryllium copper; *Insulation:* Santoprene®.

Rating: CAT II 300V, 15A, +275°F (+135°C) max.

***Std. Colors:** -0 Black, -2 Red, -02 Black and Red (2 per pkg).

*Sold in pkgs of 10.

Do-It-Yourself Solderless Stackup Banana Plug with Safety Shield



Internal set screw holds wire firmly.

Safety collar insulates exposed wire leads.

Accepts standard banana plug and fits 0.166in (4.22mm) dia. banana jack.

Material: *Banana Plug/Jack:* brass; *Spring:* heat treated beryllium copper.

Rating: For CE compliance and for personal safety, do not hold in hand when voltages exceed 30 Vrms/ 42.4 Vpk/60 Vdc or current exceeds 8A maximum. Maximum voltage for *hands free use*: 5000 Vdc. Do not use on circuits where transient stresses can exceed the rated voltage.15A, +122˚F (+50˚C) max. (Model 4899, +302˚F (+150˚C) max.).

Accepts 18-22 AWG wire.

Model#	Plating	Insulation	Std. Colors
1825-*	Nickel	Polypropylene	-0 Black, -1 Brown, -2 Red, -3 Orange, -4 Yellow, -5 Green, -6 Blue, -7 Violet, -8 Gray, -9 White. Sold in pkgs of 10
4897	Gold	Polypropylene	-0 Black, -2 Red
4899	Nickel	Polyphenylene Sulfide	-0 Black, -6 Blue Sold in pkgs of 10
6545	Nickel	Polypropylene	Pkg of 1 ea. of all 10 colors

Do-It-Yourself Solderless Stackup Banana Plug

4914 set screws 8-32 x 0.210 (5.33mm), 100/pk.

Internal set screw holds wire firmly.

Accepts standard banana plug, fits standard 0.166in (4.22mm) dia. banana jack.

Material: *Banana Plug/Jack:* brass; *Spring:* heat treated beryllium copper.

Rating: For CE compliance and for personal safety, do not hold in hand when voltages exceed 30 Vrms/ 42.4 Vpk/60 Vdc or current exceeds 8A maximum. Maximum voltage for *hands free use*: 5000 Vdc. Do not use on circuits where transient stresses can exceed the rated voltage.15A, +122˚F (+50˚C) max. (Model 5230, +302˚F (+150˚C) max.).

Accepts 18-22 AWG wire.

Model#	Plating	Insulation	Std. Colors
1325-*	Nickel	Polypropylene	-0 Black, -1 Brown, -2 Red, -3 Orange, -4 Yellow, -5 Green, -6 Blue, -7 Violet, -8 Gray, -9 White.
5406	Gold	Polypropylene	-0 Black, -2 Red
5230	Nickel	Polyphenylene Sulfide	-0 Black, -6 Blue
6546	Nickel	Polypropylene	Pkg of 1 ea. of all 10 colors

*Sold in pkgs of 10.

***Color Code:** -0 Black, -1 Brown, -2 Red, -3 Orange, -4 Yellow, -5 Green, -6 Blue, -7 Violet, -8 Gray, -9 White

Rivet Type Banana Plug



Model#	"X"	Panel
3257	0.094in (2.39mm)	0.062in (1.57mm)
3258	0.125 (3.17mm)	0.093in (2.36mm)

Excellent for riveting to panels or boards.

Fits standard 0.166in (4.22mm) dia. banana jack.

Material: *Banana Plug Body:* brass; *Spring:* beryllium copper; *Finish:* nickel plating.

Rating: For CE compliance and for personal safety, do not hold in hand when voltages exceed 30 Vrms/42.4 Vpk/60 Vdc or current exceeds 8A maximum. Maximum voltage for *hands free use*: 5000 Vdc. Do not use on circuits where transient stresses can exceed the rated voltage. 15A.

Sold in pkgs. of 10.

Rivet Type Banana Plug with Turret



Model# 3261

Excellent for riveting to panels or boards. Solder turret for rapid attachment of wires.

Fits standard 0.166in (4.22mm) dia. banana jack.

Material: *Banana Plug Body:* brass; *Spring:* beryllium copper; *Finish:* nickel plating.

Rating: For CE compliance and for personal safety, do not hold in hand when voltages exceed 30 Vrms/42.4 Vpk/60 Vdc or current exceeds 8A maximum. Maximum voltage for *hands free use*: 5000 Vdc. Do not use on circuits where transient stresses can exceed the rated voltage. 15A.

Sold in pkgs. of 10.

Banana Plug with Threaded Stud and Solder Lug



Model#	Thread
3263	6-32 x .50in (12.70mm)
3264	8-32 x .50in (12.70mm)

Fits standard 0.166in (4.22mm) dia. banana jack.

Material: *Banana Plug Body:* brass; *Spring:* beryllium copper; *Finish:* nickel plating.

Rating: For CE compliance and for personal safety, do not hold in hand when voltages exceed 30 Vrms/42.4 Vpk/60 Vdc or current exceeds 8A maximum. Maximum voltage for *hands free use*: 5000 Vdc. Do not use on circuits where transient stresses can exceed the rated voltage.15A.

Sold unassembled, in pkgs. of 10.

Insulated Banana Plug and Jack with Flexible Boot, Solder or Crimp

5169/5170 Boots

5167/5168 Jacks

Model#	Accepts wire AWG	Type	Mates with...
5169-*	22, 20, 18	Plug	Jack 5167
5170-*	16, 14		Jack 5168
5167-*	22, 20, 18	Jack	Plug 5169
5168-*	16, 14		Plug 5170

Ideal for making patch cords or field repairs. Snap-on flexible PVC boot allows wire to be crimped or soldered to banana plug or jack.

Fits standard 0.166in (4.22mm) dia. banana jack.

Material: Boot: *Banana Plug Body:* brass; *Spring:* beryllium copper; *Finish:* nickel plating; Jack: nickel plated brass.

Rating: For CE compliance and for personal safety, do not hold in hand when voltages exceed 30 Vrms/42.4 Vpk/60 Vdc or current exceeds 8A maximum. Maximum voltage for *hands free use*: 5000 Vdc. Do not use on circuits where transient stresses can exceed the rated voltage. 15A, +122˚F (+50˚C,) max.

***Std. Colors:** -0 Black, -2 Red.

Banana Plug with Screw and Soldering Lug



Model#	Thread
3265	6-32 x 0.25in (6.35mm)
3266	8-32 x 0.25in (6.35mm)

Fits standard 0.166in (4.22mm) dia. banana jack.

Material: *Banana Plug Body:* brass; *Spring:* beryllium copper; *Finish:* nickel plating.

Rating: For CE compliance and for personal safety, do not hold in hand when voltages exceed 30 Vrms/42.4 Vpk/60 Vdc or current exceeds 8A maximum. Maximum voltage for *hands free use*: 5000 Vdc. Do not use on circuits where transient stresses can exceed the rated voltage. 15A.

Sold unassembled, in pkgs. of 10.

4mm Banana Plug with Threaded M3 Stud



Model# 72918

4mm plug with threaded M3 stud, 2 nuts; 12mm (0.5in) stud length.

Sold unassembled, in pkgs. of 10.

Rating: For CE compliance and for personal safety, do not hold in hand when voltages exceed 30 Vrms/42.4 Vpk/60 Vdc or current exceeds 8A maximum. Maximum voltage for *hands free use*: 5000 Vdc. Do not use on circuits where transient stresses can exceed the rated voltage. 36A.

***Color Code:** -0 Black, -1 Brown, -2 Red, -3 Orange, -4 Yellow, -5 Green, -6 Blue, -7 Violet, -8 Gray, -9 White

DIY 4mm Banana Plug for Quick Wire Attachment

New



Model#	Color
73090-0	Black
73090-2	Red
73090-4	Yellow
73090-5	Green
73090-6	Blue
73090-9	White

Attach wires easily with a spring-loaded push-button tab for quick wire assembly.

Make 4mm banana plug patch cords conveniently in the field.

Material: *Contact:* nickel-plated brass/steel; *Insulation:* polypropylene/polyoxymethylene.

Rating: 33 Vac/70 Vdc, 20A.

Accepts: 18-22 AWG wire.

DIY Stackable 4mm Banana Plug for Quick Wire Attachment

New



Model#	Color
73092-0	Black
73092-2	Red
73092-4	Yellow
73092-5	Green
73092-6	Blue
73092-9	White

Stackable for chaining additional connections and test versatility.

Attach wires easily with a spring-loaded push-button tab for quick wire assembly.

Material: *Contact:* nickel-plated brass/steel; *Insulation:* polypropylene/polyoxymethylene.

Rating: 33 Vac/70 Vdc, 36A.

Accepts: 18-22 AWG wire.

DIY Sheathed 4mm Banana Plug for Quick Wire Attachment

New



Model#	Color
73091-0	Black
73091-2	Red

Banana plug contact is sheathed for higher voltage and added protection.

Attach wires easily with a spring-loaded push-button tab for quick wire assembly.

Make 4mm banana plug test leads conveniently in the field.

Material: *Contact:* nickel-plated brass/steel; *Insulation:* polypropylene/polyoxymethylene.

Rating: *CAT II 600 V/CAT III 300 V, 20A.

Accepts: 18-22 AWG wire.

*When plug is correctly assembled and terminated

DIY Retractable Sheath 4mm Banana Plug for Quick Wire Attachment, Stackable

New



Model#	Color
73093-0	Black
73093-2	Red
73093-4	Yellow
73093-5	Green
73093-6	Blue
73093-9	White

Retractable sheath allows for interfacing either sheathed or unsheathed 4mm banana jacks.

Stackable for chaining additional connections and test versatility

Attach wires easily with a spring-loaded push-button tab for quick wire assembly.

Material: *Contact:* nickel-plated brass/steel; *Insulation:* polyamide/polypropylene/polyoxymethylene.

Rating: 33 Vac/70 Vdc, 36A.

Accepts: 18-22 AWG wire.

Top Loading Binding Posts for Quick Wire Attachment

New



Model#	Color
73094-0	Black
73094-2	Red

Secure wires quickly.

Mounts are a #8 hole.

Great for any applications where a standard 5-Way or Spring Loaded Binding Post are used.

Material: *Body:* Nickel-plated brass; *Insulation:* Valox.

Rating: 33 Vac/70 Vdc, 15A; 1000 V. Maximum voltage for *hands free use*: 1000 V. Do not use on circuits where transient stresses can exceed the rated voltage.

Accepts: up to 15 AWG wire gauge.

***Color Code:** -0 Black, -1 Brown, -2 Red, -3 Orange, -4 Yellow, -5 Green, -6 Blue, -7 Violet, -8 Gray, -9 White

Panel Mount IEC61010 Banana Jacks for Sheathed Plugs



Model#	Color	Terminal
72912-0	Black	Threaded Stud
72912-2	Red	–
72913-0	Black	Solder Tab
72913-2	Red	–
72930*	–	Threaded Stud, Hexagonal Nut

Material: Gold-plated nickel (72912 and 72913)

Rating: 1000V CAT III, 36A max.

***Std. Colors:** all except -3 orange, see below

Sold in packages of 10 per color

Uninsulated Banana Jack

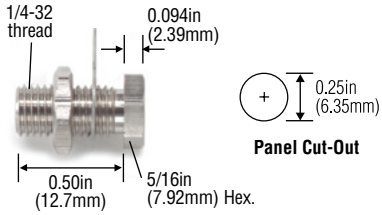

Model# 3267

Fits standard banana plug.

Material: nickel-plated brass.

Rating: *For CE compliance* and for personal safety, do not hold in hand when voltages exceed 30 Vrms/ 42.4 Vpk/60 Vdc or current exceeds 8A maximum. Maximum voltage for *hands free use*: 5000 Vdc. Do not use on circuits where transient stresses can exceed the rated voltage. 15A.

Replacement hex nuts available on page 39.

Panel Mount IEC61010 4 mm (0.16in) Banana Jack for Sheathed Plugs

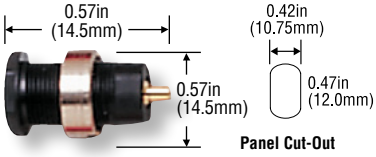

Model# 5931-*

Accepts flexible test lead sets 5907A, 5908A, 5909A available on page 68.

Max. Panel Thickness: 0.28in (7.0mm).

Insulation: Nylon.

Rating: 1000V CAT III per IEC61010-031 and IEC61010-1, 25A.

***Std. Colors:** -0 Black, -2 Red, -5 Green, -6 Blue, -9 White.

Sold in pkgs. of 10 per color.

Banana Jack with Wire Wrap Terminal

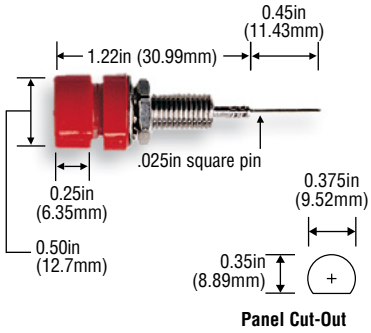

Model# 4005-*

Material: *Jack:* nickel-plated brass; *Terminal:* gold-plated phosphor bronze; *Insulation:* polycarbonate.

Rating: *For CE compliance* and for personal safety, do not hold in hand when voltages exceed 30 Vrms/42.4 Vpk/60 Vdc or current exceeds 8A maximum. Maximum voltage for *hands free use*: 2500 Vdc. Do not use on circuits where transient stresses can exceed the rated voltage. 3A, +239˚F (+115˚C) max.

***Std. Colors:** -0 Black, -2 Red.

Sold in pkgs. of 10 per color.

Replacement hex nuts available on page 39.

Panel Mount Banana Jacks with Mounting Base



Model#	Mounting Base
2269-*	Double
5233-0	Double High-Temp
4601-0	Triple

Mounts in panels from 0.063in (1.60mm) to 0.375in (9.53mm) thick. One black, one red. Triple has green.

Rating: For CE compliance and for personal safety, do not hold in hand when voltages exceed 30 Vrms/42.4 Vpk/60 Vdc or current exceeds 8A maximum. Maximum voltage for *hands free use*: 2500 Vdc. Do not use on circuits where transient stresses can exceed the rated voltage. 15A.

Temp: +239F (+115°C) [5233-0: +220°F (+428°C)].

***Mounting base color:** -0 Black, -2 Red.

Replacement hex nuts available on page 39.

Panel Mount Banana Jacks for Sheathed Plugs

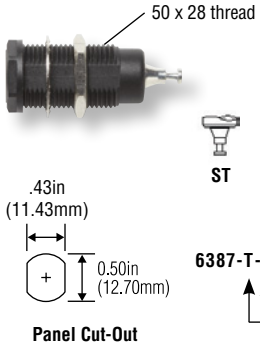

Model#	Std. Colors
6387-ST-T-*	-0 Black, -2 Red

These banana jacks fit most DMM plugs and all sheathed Pomona plugs. Available with several different terminals. Threaded and press-in style.

Rating: Designed to meet IEC61010 CAT III 1000 Vrms., 15A.

Sold in packages of 10.

Comes with Hex Nut and Lock Washer.

Replacement hex nuts available on page 39.

6387-T-P-C

Color Options:	-0 Black, -2 Red.
Plating Option:	T = Tin
Terminal Type:	ST = Solder Turret

***Color Code:** -0 Black, -1 Brown, -2 Red, -3 Orange, -4 Yellow, -5 Green, -6 Blue, -7 Violet, -8 Gray, -9 White

Terminal Strip Banana Jack Adapter

Model#	Thread	Vrms	Torque In/Lb	X Stud Length
5699-*	6-32	1100	7	0.25in (6.35mm)
5700-*	8-32	1600	16	0.32in (8.13mm)
5701-*	10-32	1700	25	0.32in (8.13mm)



This adapter provides a banana jack connection by replacing the screw in a terminal strip. Secure connections can be made with standard banana plug patch cords without breaking the connection to the terminal strip. Banana jack 0.166in (4.22mm) dia.

Material: *Banana Jack:* nickel-plated brass; *Insulation:* Nylon.

***Std. Colors:** -0 Black, -2 Red, -3 Orange, -4 Yellow, -9 White.

Ratings: *For CE compliance* and for personal safety, do not hold in hand when voltages exceed 30 Vrms/42.4 Vpk/60 Vdc or current exceeds 8A maximum. Maximum voltage *for hands free use*: (see chart for Vrms for each model#). Do not use on circuits where transient stresses can exceed the rated voltage. 25A, +216°F (+102°C) max.

Terminal Strip Banana Jack Adapter

Model#	Thread	Torque In/Lb	Length
73084-*	6-32 male	7	1.92in (4.88cm)
73085-*	10-32 male	20	1.92in (4.88cm)
73086-*	10-32 female	20	1.54in (3.91cm)
73088-*	8-32 male	16	1.92in (4.88cm)

Easily connect safety sheathed banana plug test leads to terminal strips via this Terminal Strip Banana Jack Adapter.

Material: *Contacts: nickel-plated brass, Insulation: polypropylene.*

***Std. Colors:** -0 Black, -2 Red, -4 Yellow, -6 Blue.

Rating: For CE Compliance and for personal safety, do not hold in hand when voltages exceed 30 Vrms/42.4 Vpk/60 Vdc or current exceeds 8A maximum. Maximum voltage for *hands free use*: 600 Vrms. Do not use on circuits where transient stresses can exceed the rated voltage. 20A, -10º C to +80º C (+14º F to 176º F).

Panel Mount Banana Jack



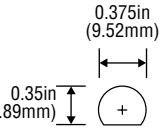

Panel Cut-Out

Model#	Plating	Insulation	Std. Colors
1581-*	Bright tin	Polycarbonate	-0 Black, -1 Brown, -2 Red, -3 Orange, -4 Yellow, -5 Green, -6 Blue, -7 Violet, -8 Gray, -9 White
2854-*	Gold	Polycarbonate	-0 Black, -1 Brown, -2 Red, -4 Yellow, -5 Green, -6 Blue, -8 Gray, -9 White
4900-*	Bright tin	Polyphenylene Sulfide	-0 Black, -6 Blue

Mounts in panels ranging in thickness from 0.063in (1.60mm) to 0.375in (9.53mm).

Material: Brass.

Rating: *For CE compliance* and for personal safety, do not hold in hand when voltages exceed 30 Vrms/42.4 Vpk/60 Vdc or current exceeds 8A maximum. Maximum voltage for *hands free use*: 2500 Vdc.

Do not use on circuits where transient stresses can exceed the rated voltage. 15A, +239˚F (+115˚C) max. (Model 4900, +428˚F (+220˚C) max.).

Mounting Bases and replacement hex nuts available on page 39.

Sold in pkgs. of 10 per color.

Binding Posts



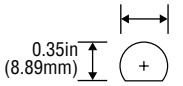

Panel Cut-Out

Model#	Material
3750-*	Gold-plated brass
3760-*	Bright tin-plated brass
3770-*	Gold-plated tellurium copper

Insulation: Polycarbonate.

Rating: *For CE compliance* and for personal safety, do not hold in hand when voltages exceed 30 Vrms/42.4 Vpk/60 Vdc or current exceeds 8A maximum. Maximum voltage for *hands free use*: 2500 Vdc. Do not use on circuits where transient stresses can exceed the rated voltage. 15A, +239˚F (+115˚C) max.

***Std. Colors:** 3750 and 3760: all 10 colors. 3770: -0 Black, -2 Red.

Sold unassembled.

Binding Post with Double Mounting



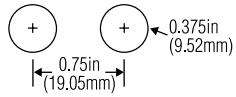

Panel Cut-Out

Model# 4243-*

Accepts standard banana plugs and 0.080in (2.03mm) pin tips, wires and probe tips in 0.10in (2.54mm) cross-hole.

One black and one red binding post.

Material: *Binding Post:* bright tin-plated brass; *Insulation:* polycarbonate.

Rating: *For CE compliance* and for personal safety, do not hold in hand when voltages exceed 30 Vrms/42.4 Vpk/60 Vdc or current exceeds 8A maximum. Maximum voltage for *hands free use*: 2500 Vdc. Do not use on circuits where transient stresses can exceed the rated voltage. 15A, +239˚F (+115˚C) max.

***Mtg. Base Colors:** -0 Black, -2 Red.

***Color Code:** -0 Black, -1 Brown, -2 Red, -3 Orange, -4 Yellow, -5 Green, -6 Blue, -7 Violet, -8 Gray, -9 White

Dual Binding Posts

Model#	Base
6883	Standard
6884	Raised Base



6883

5-way binding post with 3.91 mm (0.154 in) cross-hole that accepts up to 12 AWG wire and standard banana plugs. Posts are spaced at the standard 3/4 inch spacing to mate to dual banana plugs.

Material: *Binding Post:* nickel-plated brass. *Insulators:* nylon.

Rating: 30A current.



6884

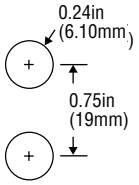

Panel Cut-Out for 6883/6884

Hex Head Binding Post

Model# 5018-*

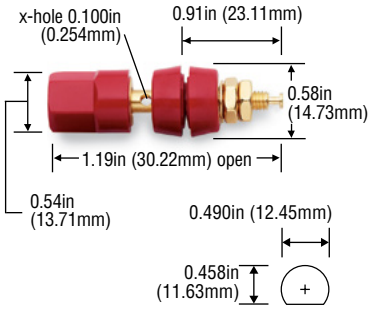

Panel Cut-Out

Meets MIL-P-55149/1A.

Material: *Binding Post Body, Nuts, Lockwasher:* gold-plated brass; *Insulation:* Nylon MIL-P-20693.

Rating: *For CE compliance* and for personal safety, do not hold in hand when voltages exceed 30 Vrms/42.4 Vpk/60 Vdc or current exceeds 8A maximum. Maximum voltage for *hands free use*: 1500 Vrms. Do not use on circuits where transient stresses can exceed the rated voltage. 30A, +176˚ (+80˚C) max.

***Std. Colors:** -0 Black, -2 Red, -4 Yellow, -5 Green, -6 Blue, -9 White.

Spring Loaded Binding Post

Model# 4995-*



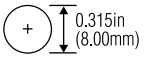

Panel Cut-Out

Meets MIL-P-55149/8.

Silicone rubber O-rings provide water resistant seal when mounted in panels from 0.062in to 0.125in (15.75mm to 3.18mm) thick.

Material: Nickel-plated brass.

***Std. Colors:** -0 Black, -2 Red.

Spring Loaded Binding Post

Model# 4770-*



Mounts in panels from 0.06in (1.6mm) to 0.38in (9.53mm) thick.

Accepts wires or plugs up to 0.08in (2.16mm) dia. with insulation up to 0.16in (4.06mm).

Material: *Body:* tin plated brass; *Insulation:* polycarbonate.

Rating: *For CE compliance* and for personal safety, do not hold in hand when voltages exceed 30 Vrms/42.4 Vpk/60 Vdc or current exceeds 8A maximum. Maximum voltage for *hands free use*: 630 Vdc. Do not use on circuits where transient stresses can exceed the rated voltage. 15A, +239˚F (+115˚C) max.

***Std. Colors:** -0 Black, -2 Red.

Shorting Link for Standard Binding Posts

Model# 4115



Solid shorting link for binding posts.

Material: nickel-plated brass.

Rating: 15A.

Sold in pkgs. of 10.

Fits Binding Posts on 0.750in (19.05mm) centers.

Miniature Double Banana Plug with Set Screws, Stackable, Solderless

Model# 2244-*



Internal set screws secure cable up to 0.15in (3.81mm) dia. or components.

Plugs fit miniature 0.104in (2.64mm) dia. jacks.

Material: *Banana Plug/Jack:* brass; *Spring:* beryllium copper; *Finish:* gold plating; *Insulation:* ABS

Rating: *For CE compliance* and for personal safety, do not hold in hand when voltages exceed 30 Vrms/42.4 Vpk/60 Vdc or current exceeds 8A maximum. Maximum voltage for *hands free use*: 2500 Vdc. Do not use on circuits where transient stresses can exceed the rated voltage. 5A, +122˚F (+50˚C) max.

***Std. Colors:** -0 Black, -2 Red.

***Color Code:** -0 Black, -1 Brown, -2 Red, -3 Orange, -4 Yellow, -5 Green, -6 Blue, -7 Violet, -8 Gray, -9 White

Miniature Solderless TypeTriple Banana Plug with Wire Guide



Model# 4653-0

Use for balanced line 2 conductor shielded cable assemblies.

Material: *Banana Plug/Jack:* brass; *Spring:* beryllium copper; *Finish:* gold plating; Insulation: ABS.

Rating: *For CE compliance* and for personal safety, do not hold in hand when voltages exceed 30 Vrms/42.4 Vpk/60 Vdc or current exceeds 8A maximum. Maximum voltage for *hands free use*: 2500 Vdc. Do not use on circuits where transient stresses can exceed the rated voltage. 5A, +122˚F (+50˚C) max.

Cable strain relief I.D. 0.19in (4.82mm).

Setscrews secure wires.

Replacement Hex Nuts

Model#	Qty.	Finish	Wrench Size	Nut Thickness	Thread
6549	500	Nickel	3/16in	0.65in (16.51mm)	4-40
6547	500	Nickel	1/4in	0.95in (24.13mm)	6-32
6440	500	Nickel	1/4in	0.95in (24.13mm)	8-32
6548	100	Gold	3/8in	0.95in (24.13mm)	10-32
6441	500	Nickel	3/8in	0.95in (24.13mm)	1/4-32
6389	100	Nickel	9/16in	0.95in (24.13mm)	1/2-28

Hex Nut	6549	6547	6440		6548	6441	6389
Fits on	3276 4513	3263 4511 6271	2142 2143 2382 2383 2439 2440 3264 3542 3750 3760	3770 4022 4098 4243 4512 4543 4773 6272	5018	1581 2269 2854 3267 4005 4069 4601 4900 5233 6270	4921 6387

Binding Post/Banana Jack Mounting Bases

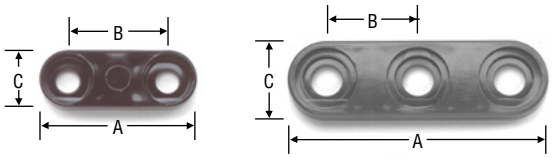

For binding post models 3750, 3760, 3770

Model#	Type	Used with	A	B	C
3862-*	Double	Standard	1.19in (30.22mm)	0.75in (19.05mm)	0.44in (11.18mm)
3863-*	Triple	Binding Posts	1.94in (49.28mm)	0.75in (19.05mm)	0.44in (11.18mm)
4619-*	Double	Miniature	0.87in (22.09mm)	0.50in (12.70mm)	0.38in (9.65mm)
4614-*	Triple	Banana Jacks	1.38in (35.05mm)	0.50in (12.70mm)	0.38in (9.65mm)
4654-*	Double	Standard	1.38in (35.05mm)	0.75in (19.05mm)	0.63in (16.00mm)
4590-*	Triple	Banana Jacks	2.13in (54.10mm)	0.75in (19.05mm)	0.63in (16.00mm)

Mount banana jacks and binding posts at standard 0.75in (19.05mm) spacing.

Material: polycarbonate

Rating: +239˚F (+115˚C) Max.

***Std. Colors:** -0 Black.

Sold in pkgs. of 10.

Miniature Solder Type Banana Plug

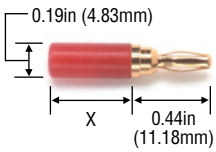

Model#	Insulator Length (X)
3690-*	0.45in (11.43mm)

Sold in pkgs. of 10

Material: *Banana Plug Body:* brass; *Spring:* beryllium copper; *Finish:* gold plating; *Insulation:* nylon.

Rating: *For CE compliance* and for personal safety, do not hold in hand when voltages exceed 30 Vrms/42.4 Vpk/60 Vdc or current exceeds 8A maximum. Maximum voltage for *hands free use*: 2500 Vdc. Do not use on circuits where transient stresses can exceed the rated voltage. 5A, +176˚F (+80˚C) max.

***Std. Colors:** -0 Black, -2 Red.

Fits miniature 0.104in (2.64mm) dia. banana jacks.

Miniature Banana Plug with Threaded Stud



Model#	X Length
3276	0.230in (5.84mm)
4513	0.480in (12.19mm)

Fits miniature 0.104in (2.64mm) dia. banana jacks.

Furnished with 4-40 hex nut, 4-40 threaded stud.

Material: *Banana Plug Body:* brass; *Spring:* beryllium copper; *Finish:* gold plating.

Rating: *For CE compliance* and for personal safety, do not hold in hand when voltages exceed 30 Vrms/42.4 Vpk/60 Vdc or current exceeds 8A maximum. Maximum voltage for *hands free use*: 2500 Vdc. Do not use on circuits where transient stresses can exceed the rated voltage. 5A.

Replacement hex nut available on page 39.

Sold unassembled, in pkgs. of 10.

***Color Code:** -0 Black, -1 Brown, -2 Red, -3 Orange, -4 Yellow, -5 Green, -6 Blue, -7 Violet, -8 Gray, -9 White

Do-It-Yourself Miniature Banana Plug, Stackable, Solderless

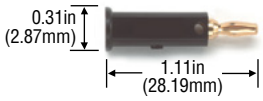

Model# 2944-*

Fits miniature 0.104in (2.64mm) dia. banana jacks.

Wire firmly held in place with internal set screw.

Material: *Banana Plug/Jack:* brass; *Spring:* beryllium copper; *Finish:* gold plating; *Insulation:* ABS.

Rating: *For CE compliance* and for personal safety, do not hold in hand when voltages exceed 30 Vrms/42.4 Vpk/60 Vdc or current exceeds 8A maximum. Maximum voltage for *hands free use*: 2500 Vdc. Do not use on circuits where transient stresses can exceed the rated voltage. 5A, +122˚F (+50˚C) max.

***Std. Colors:** -0 Black, -2 Red.

Do-It-Yourself Miniature Banana Plug with Safety Shield, Stackable, Solderless

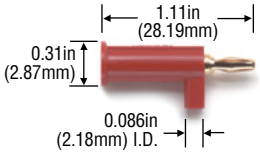

Model# 2945-*

Fits miniature 0.104in (2.64mm) dia. banana jacks.

Wire firmly held in place with internal set screw.

Material: *Banana Plug/Jack:* brass; *Spring:* beryllium copper; *Finish:* gold plating; *Insulation:* ABS

Rating: *For CE compliance* and for personal safety, do not hold in hand when voltages exceed 30 Vrms/42.4 Vpk/60 Vdc or current exceeds 8A maximum. Maximum voltage for *hands free use*: 2500 Vdc. Do not use on circuits where transient stresses can exceed the rated voltage. 5A, +122˚F (+50˚C) max.

***Std. Colors:** -0 Black, -2 Red.

Miniature Double Banana Plug with Shorting Bar



Model# 2035-*

Plugs fit miniature 0.104in (2.64mm) dia. banana jacks.

Banana plugs internally shorted with 18 AWG wire.

Material: *Banana Plug/Jack:* brass; *Spring:* beryllium copper; *Finish:* gold plating; *Insulation:* ABS.

Rating: *For CE compliance* and for personal safety, do not hold in hand when voltages exceed 30 Vrms/42.4 Vpk/60 Vdc or current exceeds 8A maximum. Maximum voltage for *hands free use*: 2500 Vdc. Do not use on circuits where transient stresses can exceed the rated voltage. 5A, +122˚F (+50˚C) max.

***Std. Colors:** -0 Black, -2 Red.

Miniature Double Banana Plug Shorting Bar



Model# 3030

Center hole accepts 4-40 screw.

Material: *Banana Plug Body:* brass; *Spring:* beryllium copper; *Finish:* gold plating.

Rating: 5A. Resistance less than 1.5 mΩ.

Fits Miniature Binding Posts and Miniature Banana Jacks on 0.5in (12.70mm) centers.

Miniature Rivet Type Banana Plug

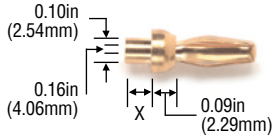

Model#	Panel	X Dim.
3268	0.062in (1.57mm)	0.094in (2.39mm)
3271	0.093in (2.36mm)	0.125in (3.17mm)
3272	0.125in (3.17mm)	0.156in (3.96mm)

Fits miniature 0.104in (2.64mm) dia. banana jacks.

Material: *Banana Plug Body:* brass; *Spring:* beryllium copper; *Finish:* gold plating.

Rating: *For CE compliance* and for personal safety, do not hold in hand when voltages exceed 30 Vrms/42.4 Vpk/60 Vdc or current exceeds 8A maximum. Maximum voltage for *hands free use*: 2500 Vdc. Do not use on circuits where transient stresses can exceed the rated voltage. 5A.

Sold in pkgs. of 10.

Miniature Binding Post

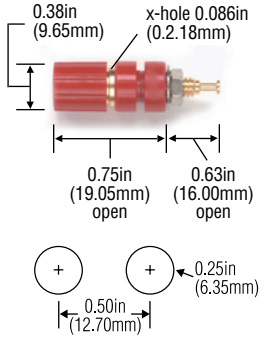

Panel Cut-Out

Model#	Plating
2382-*	Gold
2439-*	Tin

Accepts miniature banana plug.

8-32 hex nut and lockwasher included.

Material: *Binding Post Body, Nut:* brass; *Lockwasher:* steel; *Insulation:* polycarbonate.

Rating: *For CE compliance* and for personal safety, do not hold in hand when voltages exceed 30 Vrms/42.4 Vpk/60 Vdc or current exceeds 8A maximum. Maximum voltage for *hands free use*: 1500 Vdc. Do not use on circuits where transient stresses can exceed the rated voltage. 5A, +239˚F (+115˚C) max.

***Std. Colors:** -0 Black, -2 Red.

Replacement hex nuts available on page 39.

***Color Code:** -0 Black, -1 Brown, -2 Red, -3 Orange, -4 Yellow, -5 Green, -6 Blue, -7 Violet, -8 Gray, -9 White

Miniature Banana Jack with Wire Wrap Terminal



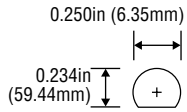

Panel Cut-Out

Model# 4022-*

Accepts miniature banana plugs.

Mounts in panels up to 0.250in (6.35mm) thick.

Material: *Jack:* nickel-plated brass; *Terminal:* gold-plated phosphor bronze; *Insulation:* polycarbonate.

Rating: *For CE compliance* and for personal safety, do not hold in hand when voltages exceed 30 Vrms/ 42.4 Vpk/60 Vdc or current exceeds 8A maximum. Maximum voltage for *hands free use*: 1500 Vdc. Do not use on circuits where transient stresses can exceed the rated voltage. 3A, +239˚F (+115˚C) max.

***Std. Colors:** -0 Black, -2 Red.

Sold unassembled, in pkgs. of 10.

Miniature Banana Jack, Panel Mount



Panel Cut-Out

Model# 2142-*

Accepts miniature banana plugs. Mounts in panels up to 0.250in (6.35mm) thick.

Material: gold-plated brass; *Insulation:* polycarbonate.

Rating: *For CE compliance* and for personal safety, do not hold in hand when voltages exceed 30 Vrms/42.4 Vpk/60 Vdc or current exceeds 8A maximum. Maximum voltage for *hands free use*: 1500 Vdc. Do not use on circuits where transient stresses can exceed the rated voltage. 5A, +239˚F (+115˚C) max.

***Std. Colors:** -0 Black, -2 Red, -3 Orange, -4 Yellow, -5 Green, -6 Blue, -9 White.

Uses hex nut 6440.

Replacement hex nuts available on page 39.

Sold unassembled, in pkgs. of 10 per color.

Miniature Insulated Binding Post with Double Mounting Base



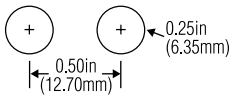

Panel Cut-Out

Model#	Plating
2383-*	Gold
2440-*	Tin

Accepts miniature banana plugs.

8-32 hex nut and lockwasher included.

Material: *Binding Post Body, Nut:* brass; *Lockwasher:* steel; *Insulation:* polycarbonate.

Rating: *For CE compliance* and for personal safety, do not hold in hand when voltages exceed 30 Vrms/ 42.4 Vpk/60 Vdc or current exceeds 8A maximum. Maximum voltage for *hands free use*: 1500 Vdc. Do not use on circuits where transient stresses can exceed the rated voltage. 5A, +239˚F (115˚C) max.

***Mounting Base Colors:** -0 Black, -2 Red.

***Std. Colors:** 2383: -0 Black, -2 Red. 2440: -0 Black.

Replacement hex nuts available on page 39.

Miniature Rivet Type Banana Jack with Turret

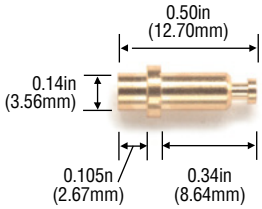

Model# 3277

Accepts miniature banana plugs.

Mounts in panels up to 0.062in (1.57mm) thick.

Material: Gold-plated brass.

Rating: *For CE compliance* and for personal safety, do not hold in hand when voltages exceed 30 Vrms/42.4 Vpk/60 Vdc or current exceeds 8A maximum. Maximum voltage for *hands free use*: 1500 Vdc. Do not use on circuits where transient stresses can exceed the rated voltage. 5A.

Sold in pkgs. of 10.

Rec. Mounting Hole: .140 ± .002 (9/64 drill).

Panel Thickness: 0.062in (1.57mm)

Do-It-Yourself Pin Tip Plug with Safety Shield, Stackable, Solderless

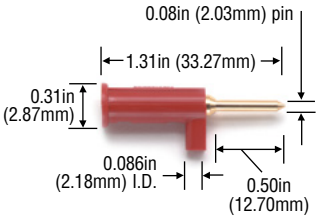

Model# 3548-*

Accepts miniature banana plug.

Wire firmly held in place with internal set screw.

Material: *Pin Tip Plug/Jack:* gold-plated brass; *Insulation:* ABS.

Rating: *For CE compliance* and for personal safety, do not hold in hand when voltages exceed 30 Vrms/ 42.4 Vpk/60 Vdc or current exceeds 8A maximum. Maximum voltage for *hands free use*: 3000 Vdc. Do not use on circuits where transient stresses can exceed the rated voltage.5A, +122˚F (+50˚C) max.

***Std. Colors:** -0 Black, -2 Red.

Miniature Banana Jack in Double Mounting Base, Panel Mount



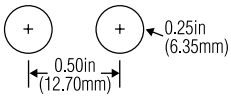

Panel Cut-Out

Model# 2143-*

Accepts miniature banana plugs. Mounts in panels up to 0.188in (4.78mm) thick.

Material: gold-plated brass; *Insulation:* polycarbonate.

Rating: *For CE compliance* and for personal safety, do not hold in hand when voltages exceed 30 Vrms/ 42.4 Vpk/60 Vdc or current exceeds 8A maximum. Maximum voltage for *hands free use*: 1500 Vdc. Do not use on circuits where transient stresses can exceed the rated voltage. 5A, +239˚F (+115˚C) max.

***Std. Mounting Base Colors:** -0 Black, -2 Red.

Colors: One black and one red jack.

***Color Code:** -0 Black, -1 Brown, -2 Red, -3 Orange, -4 Yellow, -5 Green, -6 Blue, -7 Violet, -8 Gray, -9 White

Pin Tip Jacks with Double Mounting Base



Model# 4543-*

Accepts 0.08in (2.03mm) dia. pin.

Max. panel thickness 0.188in (4.78mm).

Material: *Jack:* gold-plated brass; *Spring:* beryllium copper; *Insulation:* polycarbonate.

Rating: *For CE compliance* and for personal safety, do not hold in hand when voltages exceed 30 Vrms/42.4 Vpk/60 Vdc or current exceeds 8A maximum. Maximum voltage for *hands free use*: 1500 Vdc. Do not use on circuits where transient stresses can exceed the rated voltage. 5A, +239˚F (115˚C) max.

***Mtg. Base Colors:** -0 Black, -2 Red.

Insulated Pin Jack with Wire Wrap Terminal

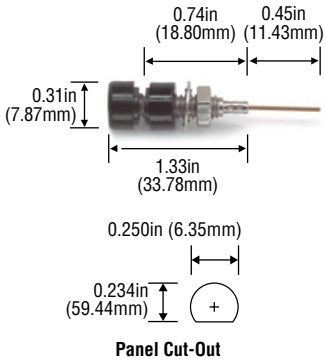

Model# 4773-*

Accepts 0.080in (2.03mm) dia. pin.

Max. panel thickness 0.25in (6.35mm).

Material: *Jack:* nickel-plated brass; *Spring:* gold-plated beryllium copper; *Terminal:* gold-plated phosphor bronze; *Insulation:* polycarbonate.

Rating: *For CE compliance* and for personal safety, do not hold in hand when voltages exceed 30 Vrms/ 42.4 Vpk/60 Vdc or current exceeds 8A maximum. Maximum voltage for *hands free use*: 1500 Vdc. Do not use on circuits where transient stresses can exceed the rated voltage. 3A, +239˚F (+115˚C) max.

***Std. Colors:** -0 Black, -2 Red, -6 Blue, -9 White.

Do-It-Yourself In-Line 4mm (0.16in) Banana Plug



Model# 5934-*

Wire connection by set screw. Accepts 18, 20 and 22 AWG wire.

Material: *Insulation:* Nylon.

Rating: *For CE compliance* and for personal safety, do not hold in hand when voltages exceed 30 Vrms/ 42.4 Vpk/60 Vdc or current exceeds 8A maximum. Maximum voltage for *hands free use*: 750 Vdc. Do not use on circuits where transient stresses can exceed the rated voltage.25A.

***Std. Colors:** -0 Black, -2 Red.

Sold in pkgs. of 10 per color.

Do-It-Yourself .080in (20.32mm) Dia. Pin Tip Plug with Flexible Boot, Solder or Crimp



Model#	Accepts Wire AWG
5173-*	22, 20,18

Ideal for making patch cords or field repairs. Snap-on flexible PVC boot allows wire to be crimped or soldered to pin tip plug.

Material: nickel-plated brass.

Accepts 18-22 AWG wire.

Rating: *For CE compliance* and for personal safety, do not hold in hand when voltages exceed 30 Vrms/42.4 Vpk/60 Vdc or current exceeds 8A maximum. Maximum voltage for *hands free use*: 3000 Vdc. Do not use on circuits where transient stresses can exceed the rated voltage. 5A, +122˚F (+50˚C) max.

***Std. Colors:** Available in 10 colors.

Pin Tip Jack



Model# 3542-*

Accepts 0.080in (2.03mm) dia. pin.

Jack: gold-plated brass; *Spring:* beryllium copper; *Insulation:* polycarbonate.

For CE compliance and for personal safety, do not hold in hand when voltages exceed 30 Vrms/42.4 Vpk/60 Vdc or current exceeds 8A maximum. Maximum voltage for *hands free use*: 1500 Vdc. Do not use on circuits where transient stresses can exceed the rated voltage.5A, +239˚F (115˚C) max.

-0 Black, -2 Red, -3 Orange, -4 Yellow, -5 Green, -6 Blue, -9 White.

Sold in pkgs. of 10.

Double Pin Tip Plug with Shorting Bar



Model# 3452-*

Accepts pin tip plugs. Internally shorted with 20 AWG wire. Use as connecting link for 0.50in (12.70mm) spaced pin tip jacks.

Pin Tip Plug/Jack: brass; *Spring:* beryllium copper; *Finish:* gold plating; *Insulation:* ABS.

For CE compliance and for personal safety, do not hold in hand when voltages exceed 30 Vrms/42.4 Vpk/60 Vdc or current exceeds 8A maximum. Maximum voltage for *hands free use*: 3000 Vdc. Do not use on circuits where transient stresses can exceed the rated voltage. 5A, +239˚F (+115˚C) max.

-0 Black, -2 Red.

Pin Tip Jack to Banana Plug

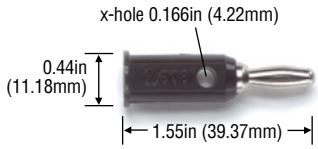

Model# 1809-*

Accepts 0.080in (2.03mm) pin tip plug or probe tip. Fits standard 0.166in (4.22mm) dia. banana jack.

Material: gold-plated beryllium copper.

Rating: *For CE compliance* and for personal safety, do not hold in hand when voltages exceed 30 Vrms/42.4 Vpk/60 Vdc or current exceeds 8A maximum. Maximum voltage for *hands free use*: 2500 Vdc. Do not use on circuits where transient stresses can exceed the rated voltage. 5A, +122˚F (+50˚C) max.

***Std. Color:** -0 Black, -2 Red.

Sold in pkgs. of 10.

***Color Code:** -0 Black, -1 Brown, -2 Red, -3 Orange, -4 Yellow, -5 Green, -6 Blue, -7 Violet, -8 Gray, -9 White

Banana Jack to Pin Tip Plug

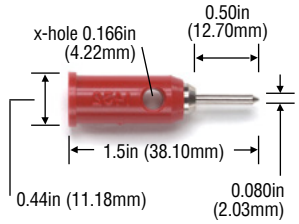

Model# 1432-*

Use to mate standard banana plug patch cords to equipment having pin jacks.

Material: *Jack/Plug:* nickel-plated brass; *Insulation:* polypropylene.

Rating: *For CE compliance* and for personal safety, do not hold in hand when voltages exceed 30 Vrms/42.4 Vpk/60 Vdc or current exceeds 8A maximum. Maximum voltage for *hands free use*: 3000 Vdc. Do not use on circuits where transient stresses can exceed the rated voltage. 5A, +122˚F (+50˚C) max.

***Std. Colors:** -0 Black, -2 Red.

Sold in pkgs. of 10.

Banana Jack to .080in (2mm) Dia. Pin Tip Jack

Model# 3834-*

Adapts standard 0.166in (4.22mm) dia. banana plug to 0.080in (2.03mm) dia. pin tip plug.

Material: *Banana Jack:* nickel-plated brass; *Pin Jack:* gold-plated beryllium copper; *Insulation:* polypropylene.

Rating: *For CE compliance* and for personal safety, do not hold in hand when voltages exceed 30 Vrms/42.4 Vpk/60 Vdc or current exceeds 8A maximum. Maximum voltage for *hands free use*: 3000 Vdc. Do not use on circuits where transient stresses can exceed the rated voltage. 5A, +131˚F (+55˚C) max.

***Std Colors:** -0 Black.

2mm Banana Jack



Model# 5935-*

Max. Panel Thickness: 0.31in (8mm).

Material: *Insulation:* nylon; *Finish:* nickel plating.

Rating: *For CE compliance* and for personal safety, do not hold in hand when voltages exceed 30 Vrms/42.4 Vpk/60 Vdc or current exceeds 8A maximum. Maximum voltage for *hands free use*: 500 Vdc. Do not use on circuits where transient stresses can exceed the rated voltage. 5A, ≤ 2 mΩ.

***Std. Colors:** -0 Black.

Sold in pkgs. of 10 per color.

Not compatible with Miniature Banana Plug or Pin Tip.

Double Banana Plug with Binding Posts, Stackable, Solderless



Model#	Plating
1286	Nickel
5405	Gold

Features insulated binding posts on 0.750in (19.05mm) centers for rapid mounting and interchangeability of components. Center cross hole 0.166in (4.22mm) dia. provides side stackup connection.

Material: *Binding Post/Banana Plug Body:* brass; *Spring:* beryllium copper; *Insulation:* ABS.

Rating: *For CE compliance* and for personal safety, do not hold in hand when voltages exceed 30 Vrms/42.4 Vpk/60 Vdc or current exceeds 8A maximum. Maximum voltage for *hands free use*: 2500 Vdc. Do not use on circuits where transient stresses can exceed the rated voltage. 15A, +122˚F (+50˚C) max.

Color: Black.

Banana Jack to Miniature Banana Plug



Model# 2138-*

Use to mate standard 0.166in (4.22mm) dia. banana plug to equipment having miniature banana jacks.

Material: *Jack:* nickel-plated brass; *Spring:* nickel-plated beryllium copper; *Insulation:* ABS.

Rating: *For CE compliance* and for personalsafety, do not hold in hand when voltages exceed 30 Vrms/42.4 Vpk/60 Vdc or current exceeds 8A maximum. Maximum voltage for *hands free use*: 2500 Vdc. Do not use on circuits where transient stresses can exceed the rated voltage. 5A, +122˚F (+50˚C) max.

***Std. Color:** -0 Black, -2 Red.

Sold in pkgs. of 10.

2mm Banana Plug

Model# 5936-*

Solder type wire connection.

Accepts 18-22 AWG wire.

Rating: *For CE compliance* and for personal safety, do not hold in hand when voltages exceed 30 Vrms/42.4 Vpk/60 Vdc or current exceeds 8A maximum. Maximum voltage for *hands free use*: 500 Vrms. Do not use on circuits where transient stresses can exceed the rated voltage. 5A, ≤ 2 mΩ.

***Std. Colors:** -0 Black, -2 Red.

Assembled Length: 1.07in (27.2 mm).

Sold unassembled, in pkgs. of 10 per color.

Not compatible with Miniature Banana Plug or Pin Tip.

Binding Post to Banana Plug



Model# 2894-*

Features insulated binding post for rapid mounting and interchangeability of components. Accepts standard banana plug. Center cross hole 0.166in (4.220mm) dia. provides side stackup connection.

Material: *Binding Post/Banana Plug Body:* nickel-plated brass; *Spring:* nickel-plated beryllium copper; *Insulation:* polypropylene

Rating: *For CE compliance* and for personalsafety, do not hold in hand when voltages exceed 30 Vrms/42.4 Vpk/60 Vdc or current exceeds 8A maximum. Maximum voltage for *hands free use*: 2500 Vdc. Do not use on circuits where transient stresses can exceed the rated voltage. 15A, +122˚F (+50˚C) max.

***Binding Post Colors:** -0 Black, -2 Red.

***Color Code:** -0 Black, -1 Brown, -2 Red, -3 Orange, -4 Yellow, -5 Green, -6 Blue, -7 Violet, -8 Gray, -9 White

Insulated Double Banana Plug Shorting Bar with Binding Post

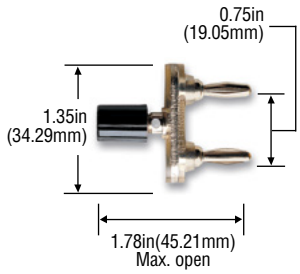

Model# 5165-*

Fits standard banana jack.

Shorting bar is completely insulated in clear ABS thermoplastic.

Material: *Binding Post/Banana Plug Body/ Shorting Bar:* nickel-plated brass; *Spring:* nickel-plated beryllium copper; *Insulation:* polycarbonate.

Rating: *For CE compliance* and for personal safety, do not hold in hand when voltages exceed 30 Vrms/42.4 Vpk/60 Vdc or current exceeds 8A maximum. Maximum voltage for *hands free use*: 2500 Vdc. Do not use on circuits where transient stresses can exceed the rated voltage. 15A, +122˚F (+50˚C) max.

***Binding Post Colors:** -0 Black, -2 Red.

Spade Lug to DMM Banana Jack

Model#	A	B	Lug Size
3744A-*	0.14in (3.56mm)	0.24in (6.10mm)	4, 5, 6
3777A-*	0.2in (5.0mm)	0.30in (7.7mm)	8, 10

Plugs into DMM leads. Permits DMM leads to be used with equipment having barrier strips, or binding post.

Material: *Banana Jack:* nickel-plated brass; *Spade Lug:* tin-plated copper; *Insulation:* polypropylene.

Rating: *For CE compliance* and for personal safety, do not hold in hand when voltages exceed 30 Vrms/ 42.4 Vpk/60 Vdc or current exceeds 8A maximum. Maximum voltage for *hands free use*: 5000 Vdc. Do not use on circuits where transient stresses can exceed the rated voltage. 15A, +122˚F (+50˚C) max.

***Std. Colors:** -0 Black, -2 Red, -02 Set of one black and one red.

Test Connector Adapter Set



Model# 6481

Full set of pin and socket adapters.

18 piece set includes one black and red pin and socket of each size.

Includes Silicone insulated 4ft (1.21m) leads to fit most DMMs from Fluke, Amprobe, Greenlee and others.

Low Thermal EMF Insulated Spade Lug to Banana Jack



Model# 2305

Special alloy and plating preserve the accuracy of low voltage measurement equipment. Thermal effects are minimized. Heavy construction for minimum voltage loss. Mates with low voltage banana plug patch cords and binding posts.

Material: *Jack and Spade Lug:* gold-plated tellurium copper; *Insulation:* ABS.

Rating: *For CE compliance* and for personal safety, do not hold in hand when voltages exceed 30 Vrms/ 42.4 Vpk/60 Vdc or current exceeds 8A maximum. Maximum voltage for *hands free use*: 5000 Vdc. Do not use on circuits where transient stresses can exceed the rated voltage.15A, +122˚F (+50˚C) max.

Set of one red and one black.

Connector Test Adapters

Pin type

Socket type





Model#	AWG	Contact Size	Type	Current Rating
4690-*	22	0.030in (0.76mm)	Socket	3A
4691-*			Pin	
3560-*	20	0.040in (1.02mm)	Socket	
3561-*			Pin	
3562-*	16	0.063in (1.60mm)	Socket	
3563-*			Pin	
3564-*	12	0.093in (2.36mm)	Socket	
3565-*			Pin	

An ideal test adapter for rapid testing of the hard-to-get at contacts of multi-pin/ socket connectors. Flexible tip allows testing of adjacent contacts. Flexibility and full insulation protects against shorting or contact damage. Model 4690 also fits 0.025in (0.63mm) sq. pins.

Material: *Banana Jack:* nickel-plated brass; *Socket:* gold-plated copper; *Pin:* gold-plated brass; *Insulation:* PVC.

Rating: *For CE compliance* and for personal safety, do not hold in hand when voltages exceed 30 Vrms/42.4 Vpk/60 Vdc or current exceeds 8A maximum. Maximum voltage for *hands free use*: 2500 Vdc. Do not use on circuits where transient stresses can exceed the rated voltage. +122˚F (+50˚C) max.

***Std. Colors:** -0 Black, -2 Red.

***Color Code:** -0 Black, -1 Brown, -2 Red, -3 Orange, -4 Yellow, -5 Green, -6 Blue, -7 Violet, -8 Gray, -9 White

Patch Cords and Test Leads

Pomona has made it easy for you to have exactly what you need with a huge selection of patch cords and test leads designed for reliable, convenient connections. Whether you need a test lead that can access an IC pin without shorting or a patch cord that accommodates multiple stacking, Pomona Electronics' design and reliability are your connection with quality.

Wire Specifications

Wire Designation	AWG	Description	O.D.	Jacket	Temperature Range	Color
B	18	65/36 copper	0.144in (3.66mm)	PVC	-4 to 221°F (-20 to +105°C)	10 Colors
Silicone	18	65/36 copper	0.144in (3.66mm)	Silicone	-58 to 302°F (-50 to +150°C)	Black and Red
P	20	41/35 copper	0.087in (2.20mm)	PVC	-4 to 221°F (-20 to +105°C)	10 colors
PTO	22	26/36 copper	0.064in (1.62mm)	PVC	-4 to 221°F (-20 to +105°C)	10 colors
	12	7 x 38/36 copper	0.144in (3.66mm)	PVC	140°F (+60°C)	Black, Red, Green

How To Order

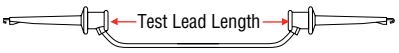

Typical Pomona Part Number: **3781-24-2**

Lead Length in Inches (Measured Inside Connectors)

Specify Color

Multi-Stacking Banana Plug Patch Cord



Model#	Length	Special Features
2948-12-*	12in (0.3m)	Gold-plated finish
2948-24-*	24in (0.6m)	
2948-36-*	36in (0.9m)	
2948-48-*	48in (1.2m)	
2948-60-*	60in (1.5m)	

Model 2948 Multi-Stacking Banana Plug Patch Cord features a gold-plated finish.

***Std. Colors:** -0 Black, -2 Red.

Model#	Length
B-4-*	4in (0.1m)
B-8-*	8in (0.2m)
B-12-*	12in (0.3m)
B-18-*	18in (0.5m)
B-24-*	24in (0.6m)
B-36-*	36in (0.9m)
B-48-*	48in (1.2m)
B-60-*	60in (1.5m)
B-72-*	72in (1.8m)

Model B: Multi-Stacking Banana Plug Patch Cord features a nickel-plated finish.

Cable: 18 AWG Wire, 0.144in (3.56mm) O.D.

Rating: *For CE compliance* and for personal safety, do not hold in hand when voltages exceed 30 Vrms/ 42.4 Vpk/60 Vdc or current exceeds 8A maximum. Maximum voltage for *hands free use*: 5000 Vdc. Do not use on circuits where transient stresses can exceed the rated voltage. 15A, +131˚F (+55˚C) max.

***Std. Colors:** Available in 10 Colors.

Test Lead Holders

Model#	Color	"A" Max Cable Dia.	Number of Slots
1508	Orange	0.210in (5.33mm)	14
4408	Black	0.320in (8.13mm)	10
2708	Blue	0.450in (11.43mm)	9

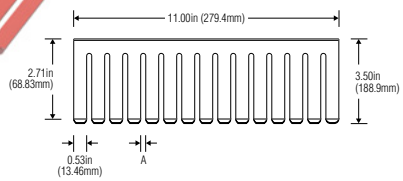

Multi-stacking Sheathed (4mm) Banana Plug Patch Cord

Model# 6727-*

4ft (1.2 meter) stackable safety lead.

Material: *Contacts:* nickel-plated brass; *Wire:* multi-strand copper,

Insulation: silicone.

Rating: IEC61010 1000V CAT III, 20A max (10A cont.), 14 to 131°F (-10 to +55°C).

***Std. Colors:** -0 Black only, -2 Red only.

Horizontal Stacking Banana Plug Patch Cord

Model#	Length
HB-12-*	12in (0.3m)
HB-24-*	24in (0.6m)
HB-36-*	36in (0.9m)
HB-48-*	48in (1.2m)
HB-60-*	60in (1.5m)

Cable: 18 AWG Wire, 0.144in (3.56mm) O.D.

Rating: *For CE compliance* and for personal safety, do not hold in hand when voltages exceed 30 Vrms/ 42.4 Vpk/60 Vdc or current exceeds 8A maximum. Maximum voltage for *hands free use*: 5000 Vdc. Do not use on circuits where transient stresses can exceed the rated voltage. 15A, +131˚F (+55˚C) max.

***Std. Colors:** -0 Black, -2 Red.

Cross Stacking Banana Plug Patch Cord



Model#	Length
1440-12-*	12in (0.3m)
1440-18-*	18in (0.5m)
1440-24-*	24in (0.6m)
1440-36-*	36in (0.9m)
1440-48-*	48in (1.2m)
1440-60-*	60in (1.5m)

Cable: 18 AWG Wire, 0.144in (3.56mm) O.D.

Rating: *For CE compliance* and for personal safety, do not hold in hand when voltages exceed 30 Vrms/42.4 Vpk/ 60 Vdc or current exceeds 8A maximum. Maximum voltage for *hands free use*: 5000 Vdc. Do not use on circuits where transient stresses can exceed the rated voltage.15A, +131˚F (+55˚C) max.

***Std. Colors:** -0 blk, -2 red.

***Color Code:** -0 Black, -1 Brown, -2 Red, -3 Orange, -4 Yellow, -5 Green, -6 Blue, -7 Violet, -8 Gray, -9 White

Multi-Stacking Banana Plug to Miniature Stacking Banana Plug

Model#	Length
3014-36-*	36in (0.9m)
3014-60-*	60in (1.5m)

Cable: 20 AWG Wire, 0.087in (2.21mm) O.D.

Rating: *For CE compliance* and for personal safety, do not hold in hand when voltages exceed 30 Vrms/ 42.4 Vpk/60 Vdc or current exceeds 8A maximum. Maximum voltage for *hands free use*: 3000 Vdc. Do not use on circuits where transient stresses can exceed the rated voltage. 5A, +131˚F (+55˚C) max.

***Std. Colors:** -0 Black, -2 Red.

Multi-Stacking Banana Plug to Minigrabber® Test Clip



Model#	Length
6249-12-*	12in (0.3m)
6249-24-*	24in (0.6m)
6249-36-*	36in (0.9m)

Features a slim 0.36in (9.14mm) body width. Hook attaches to component leads up to 0.060in (1.52mm) O.D.

Cable: 18 AWG Silicone insulated wire, 0.144in (3.56mm) O.D.

Rating: *For CE compliance* and for personal safety, do not hold in hand when voltages exceed 30 Vrms/ 42.4 Vpk/60 Vdc or current exceeds 8A maximum. Maximum voltage for *hands free use*: 300V. Do not use on circuits where transient stresses can exceed the rated voltage. 5A.

***Std. Colors:** -0 Black, -2 Red.

Multi-Stacking Banana Plug to Minigrabber® Test Clip



Model#	Length
3782-12-*	12in (0.3m)
3782-24-*	24in (0.6m)
3782-36-*	36in (0.9m)
3782-48-*	48in (1.2m)
3782-60-*	60in (1.5m)

Hook attaches to component leads up to 0.060in (1.52mm) O.D.

Cable: 20 AWG Wire, 0.087in (2.21mm) O.D.

Rating: *For CE compliance* and for personal safety, do not hold in hand when voltages exceed 30 Vrms/ 42.4 Vpk/60 Vdc or current exceeds 8A maximum. Maximum voltage for *hands free use*: 300V. Do not use on circuits where transient stresses can exceed the rated voltage. 5A, +131˚F (+55˚C) max.

***Std. Colors:** -0 Black, -2 Red, -4 Yellow, -5 Green, -6 Blue.

Right Angle Stacking Banana Plug Patch Cord

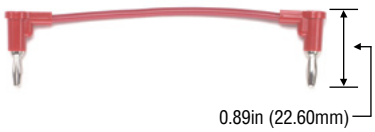

Model#	Length
2864-24-*	24in (0.6m)

Cable: 18 AWG Wire, 0.14in (3.56mm) O.D.

Rating: *For CE compliance* and for personal safety, do not hold in hand when voltages exceed 30 Vrms/ 42.4 Vpk/60 Vdc or current exceeds 8A maximum. Maximum voltage for *hands free use*: 5000 Vdc. Do not use on circuits where transient stresses can exceed the rated voltage. 15A, +131˚F (+55˚C) max.

***Std. Colors:** -0 Black, -2 Red.

Minigrabber® Test Clip with Sheathed

Model#	Plug Type	Ratings
6248-12-*	Sheathed Banana Jack	IEC61010-031 CAT II 300V

Test Lead Extender.

Silicone insulated 1ft (0.3m) leads fit on the end of modular test leads such as Pomona 5907A.

Std. Colors: -0 Black, -2 Red.

Multi-Stacking Banana Plug to Micrograbber® Test Clip



Model#	Length
5053-24-*	24in (0.6m)
5053-36-*	36in (0.9m)
5053-48-*	48in (1.2m)

Hook attaches to components up to 0.040in (1.02mm) O.D.

Cable: 20 AWG Wire, 0.087in (2.21mm) O.D.

Rating: *For CE compliance* and for personal safety, do not hold in hand when voltages exceed 30 Vrms/ 42.4 Vpk/60 Vdc or current exceeds 8A maximum. Maximum voltage for *hands free use*: 150V. Do not use on circuits where transient stresses can exceed the rated voltage. 3A, +131˚F (+55˚C) max.

***Std. Colors:** -0 Black, -2 Red.

***Color Code:** -0 Black, -1 Brown, -2 Red, -3 Orange, -4 Yellow, -5 Green, -6 Blue, -7 Violet, -8 Gray, -9 White

Minigrabber® Test Clip Leads

6244

6245

Model#	Plug Type	Ratings
6244-48-*	Right-angle DMM	CAT II 300V
6245-48-*	Straight DMM	CAT II 300V

Silicone insulated 4ft (122m) leads fit most meters from Fluke, Wavetek (Meterman), HP, Amprobe, Greenlee and others

Rating: *For CE compliance* and for personal safety, do not hold in hand when voltages exceed 30 Vrms/42.4 Vpk/60 Vdc or current exceeds 8A maximum. Maximum voltage for *hands free use*: 300 Vrms. Do not use on circuits where transient stresses can exceed the rated voltage.

***Std. Colors:** -0 Black, -2 Red

Double Banana Plug with Safety Shrouds



Model#	Length
6283-C-36	36in (0.9m)
6283-C-48	48in (1.2m)
6283-C-60	60in (1.5m)

Fits Digital Multi-meters and other instruments with shrouded jacks.

Offset design designates hot and ground leads.

Black and red banana plug shrouds.

Molded strain relief for long life.

MIL spec coaxial cable.

Overvoltage CAT II, 600V, 5A per IEC61010-031.

Double Banana Plug to Micrograbber® Test Clips



Model#	Length
4768-K-24	24in (0.6m)
4768-K-36	36in (0.9m)
4768-K-48	48in (1.2m)
4768-K-60	60in (1.5m)

Rating: *For CE compliance* and for personal safety, do not hold in hand when voltages exceed 30 Vrms/42.4 Vpk/60 Vdc or current exceeds 8A maximum. Maximum voltage for *hands free use*: 150 Vrms. Do not use on circuits where transient stresses can exceed the rated voltage. +122˚F (+50˚C) max.

See chart on page 7 for additional cable specifications.

Two Conductor shielded Balanced Line



Model#	Length
1167-18	18in (0.5m)
1167-24	24in (0.6m)
1167-36	36in (0.9m)
1167-48	48in (1.2m)
1167-60	60in (1.5m)

Rating: *For CE compliance* and for personal safety, do not hold in hand when voltages exceed 30 Vrms/42.4 Vpk/60 Vdc or current exceeds 8A maximum. Maximum voltage for *hands free use*: 1000 Vrms. Do not use on circuits where transient stresses can exceed the rated voltage. +131˚F (+55˚C) max.

Cable Type I: See chart on page 7 for additional cable specifications.

Multi-Stacking Double Banana Plug to Minigrabber® Test Clips



Model#	Length
3786-C-18	18in (0.5m)
3786-C-24	24in (0.6m)
3786-C-36	36in (0.9m)
3786-C-48	48in (1.2m)
3786-C-60	60in (1.5m)

Rating: *For CE compliance* and for personal safety, do not hold in hand when voltages exceed 30 Vrms/42.4 Vpk/60 Vdc or current exceeds 8A maximum. Maximum voltage for *hands free use*: 300 Vrms. Do not use on circuits where transient stresses can exceed the rated voltage. +122˚F (+50˚C) max.

See chart on page 7 for additional cable specifications.

***Color Code:** -0 Black, -1 Brown, -2 Red, -3 Orange, -4 Yellow, -5 Green, -6 Blue, -7 Violet, -8 Gray, -9 White

Multi-Stacking Double to Multi-Stacking Single Banana Plugs



Model#	Length
1368-A-18	18in (0.5m)
1368-A-24	24in (0.6m)
1368-A-36	36in (0.9m)
1368-A-48	48in (1.2m)
1368-A-60	60in (1.5m)

Rating: *For CE compliance* and for personal safety, do not hold in hand when voltages exceed 30 Vrms/42.4 Vpk/60 Vdc or current exceeds 8A maximum. Maximum voltage for *hands free use*: 300 Vrms. Do not use on circuits where transient stresses can exceed the rated voltage. +122˚F (+50˚C) max.

See chart on page 7 for additional cable specifications.

Multi-Stacking Double Banana Plug, One End Only

Model#	Length
1326-A-60	60in (1.5m)
1326-C-60	60in (1.5m)

Rating: *For CE compliance* and for personal safety, do not hold in hand when voltages exceed 30 Vrms/42.4 Vpk/60 Vdc or current exceeds 8A maximum. Maximum voltage for *hands free use*: A: 300 Vrms, C: 1400 Vrms. Do not use on circuits where transient stresses can exceed the rated voltage. +131˚F (+55˚C) max.

See chart on page 7 for additional cable specifications.

Multi-Stacking Banana Plug to SMD Grabber® Test Clip



Model#	Length
5302-12-*	12in (0.3m)
5302-24-*	24in (0.6m)
5302-36-*	36in (0.9m)

Pincer Opening: 0.040in (1.02mm).

Cable: 22 AWG Wire, 0.064in (1.63mm) O.D.

Rating: *For CE compliance* and for personal safety, do not hold in hand when voltages exceed 30 Vrms/42.4 Vpk/60 Vdc or current exceeds 8A maximum. Maximum voltage for *hands free use*: 150V. Do not use on circuits where transient stresses can exceed the rated voltage. 0.5A, +131˚F (+55˚C) max.

***Std. Colors:** -0 Black, -2 Red.

Multi-Stacking Banana Plugs, Two Each End



Model#	Length
2239-C-24	24in (0.6m)
2239-C-36	36in (0.9m)
2239-C-48	48in (1.2m)

Rating: *For CE compliance* and for personal safety, do not hold in hand when voltages exceed 30 Vrms/42.4 Vpk/60 Vdc or current exceeds 8A maximum. Maximum voltage for *hands free use*: 1400 Vrms. Do not use on circuits where transient stresses can exceed the rated voltage. +131˚F (+55˚C) max.

See chart on page 7 for additional cable specifications.



Multi-Stacking Double Banana Plug Cables

Model#	Cable Type	Length
2BA-18	Two Conductor Twisted Pair, 18 AWG, 0.25in (6.35mm) O.D.	18in (0.5m)
2BA-24		24in (0.6m)
2BA-36		36in (0.9m)
2BA-48		48in (1.2m)
2BA-60		60in (1.5m)
2BC-24	RG58C/U, 0.195in (4.95mm) O.D.	24in (0.6m)
2BC-36		36in (0.9m)
2BC-48		48in (1.2m)
2BC-60		60in (1.5m)

Rating: *For CE compliance* and for personal safety, do not hold in hand when voltages exceed 30 Vrms/42.4 Vpk/60 Vdc or current exceeds 8A maximum. Maximum voltage for *hands free use*: 2BA: 300 Vrms, 2BC: 1400 Vrms. Do not use on circuits where transient stresses can exceed the rated voltage. +131˚F (+50˚C) max.

Jumper Test Lead Set



Model#	Length
73087-6-*	6in (0.15m)
73087-9-4	9in (0.23m)
73087-12-*	12in (0.3m)
73087-20-4	20in (0.5m)
73087-24-*	24in (0.6m)
73087-36-*	36in (0.9m)
73087-72-*	72in (1.8m)
73087-150-4	150in (3.8m)
73087-210-4	210in (5.3m)

Each Jumper Test Lead Set includes a Sheathed (4mm) Banana Plug Test Lead, and Sheathed Banana Plug to Sheathed Banana Jack Patch Cord.

Cable: 18 AWG Wire, 0.146in (3.7mm) O.D.

Insulation: Silicone

Rating: *For CE compliance* and for personal safety, do not hold in hand when voltages exceed 30 Vrms/42.4 Vpk/60 Vdc or current exceeds 8A maximum. Maximum voltage for *hands free use*: 1000 Vrms. Do not use on circuits where transient stresses can exceed the rated voltage. 10A, -4° to +131°F (-20° to +55°C).

***Std. Colors:** -0 Black, -2 Red, -4 Yellow, -6 Blue.

***Color Code:** -0 Black, -1 Brown, -2 Red, -3 Orange, -4 Yellow, -5 Green, -6 Blue, -7 Violet, -8 Gray, -9 White

Double Banana Plug to Stacking Pin Tip Plugs



Model#	Length
2BC-PP-36	36in (0.9m)
2BC-PP-48	48in (1.2m)
2BC-PP-60	60in (1.5m)

Cable Type: RG58C/U 0.195in (4.95mm) O.D.

Rating: *For CE compliance* and for personal safety, do not hold in hand when voltages exceed 30 Vrms/42.4 Vpk/60 Vdc or current exceeds 8A maximum. Maximum voltage for *hands free use*: 1400 Vrms. Do not use on circuits where transient stresses can exceed the rated voltage. +122˚F (+50˚C) max.

Minigrabber® Test Clip Patch Cord



Model#	Length
3781-8-*	8in (0.2m)
3781-12-*	12in (0.3m)
3781-18-*	18in (0.5m)
3781-24-*	24in (0.6m)
3781-36-*	36in (0.9m)
3781-48-*	48in (1.2m)
3781-60-*	60in (1.5m)

Hook attaches to component leads up to 0.060in (1.52mm) O.D.

Cable: 20 AWG Wire, 0.087in (2.21mm) O.D.

Rating: *For CE compliance* and for personal safety, do not hold in hand when voltages exceed 30 Vrms/ 42.4 Vpk/60 Vdc or current exceeds 8A maximum. Maximum voltage for *hands free use*: 300V. Do not use on circuits where transient stresses can exceed the rated voltage. 5A, +216˚F (+102˚C) max.

***Std. Colors:** Available in 10 colors.

Minigrabber® Test Clip Patch Cord Kit

Model# 5523

Kit contains 10 pcs. of Model 3781-24, one of each color.

One End Only

Model#	Length
3780-60-*	60in (1.5m)

***Std. Colors:** -0 Black, -2 Red.

Minigator Clips to Miniature Double Banana Plug



Model#	Length
3027-K-24	24in (0.6m)

Rating: *For CE compliance* and for personal safety, do not hold in hand when voltages exceed 30 Vrms/ 42.4 Vpk/60 Vdc or current exceeds 8A maximum. Maximum voltage for *hands free use*: 45 Vrms. Do not use on circuits where transient stresses can exceed the rated voltage. +122˚F (+50˚C) max.

Jaw Opening: 0.187in (4.75mm)

See chart on page 7 for additional cable specifications.

Miniature Double Banana Plug Cable



Model#	Length
2247-K-24	24in (0.6m)

Rating: *For CE compliance* and for personal safety, do not hold in hand when voltages exceed 30 Vrms/ 42.4 Vpk/60 Vdc or current exceeds 8A maximum. Maximum voltage for *hands free use*: 1000 Vrms. Do not use on circuits where transient stresses can exceed the rated voltage. +131˚F (+55˚C) max.

Cable Type: RG174/U, 0.100in (2.54mm) O.D.

Double Banana Plug to Alligator Test Clips



Model#	Length
2BA-AL-36	36in (0.9m)
2BA-AL-48	48in (1.2m)

Cable Type: Two cond. Twisted Pair.

Model#	Length
2BC-AL-36	36in (0.9m)
2BC-AL-60	60in (1.5m)

Cable Type: RG58C/U50.

Rating: *For CE compliance* and for personal safety, do not hold in hand when voltages exceed 30 Vrms/ 42.4 Vpk/60 Vdc or current exceeds 8A maximum. Maximum voltage for *hands free use*: 150 Vrms. Do not use on circuits where transient stresses can exceed the rated voltage. +122˚F (+50˚C) max.

Jaw Opening: 0.30in (7.62mm) max.

***Color Code:** -0 Black, -1 Brown, -2 Red, -3 Orange, -4 Yellow, -5 Green, -6 Blue, -7 Violet, -8 Gray, -9 White

Low Thermal EMF Patch Cords

Special alloy plating and construction preserve the accuracy of microvolt and nanovolt measurement equipment. Designed to greatly minimize the effect of Thermal Electric Voltage (Thermal EMF). Thermal EMF is generated at the junction of dissimilar metals at different temperatures and is common source of error in micro- and nano- volt measurements.

Shielded Low Thermal EMF Spade Lug Patch Cord



Model#	Length
1756-24	24in (0.6m)
1756-48	48in (1.2m)

Cable: 12 AWG Wire, Shield Leads: 18 AWG.

Material: *Spade Lug:* gold-plated Electrolytic Tough Pitch (ETP) 110 Copper Alloy, 1/2 hard.

Rating: *For CE compliance* and for personal safety, do not hold in hand when voltages exceed 30 Vrms/ 42.4 Vpk/60 Vdc or current exceeds 8A maximum. Maximum voltage for *hands free use*: 2000 Vdc. Do not use on circuits where transient stresses can exceed the rated voltage. 20A, 131+˚F (+55˚C) max.

Low Thermal EMF Retractable Sheath Banana Plug to Spade Lug



Modle#	Length
5295-36-*	36in (0.9m)

Cable: 12 AWG Wire, 0.144in (3.56mm) O.D.

Material: *Spade Lug:* gold-plated Electrolytic Tough Pitch (ETP) 110 Copper Alloy, 1/2 hard; *Plug End:* gold-plated tellurium copper.

Rating: *For CE compliance* and for personal safety, do not hold in hand when voltages exceed 30 Vrms/ 42.4 Vpk/60 Vdc or current exceeds 8A maximum. Maximum voltage for *hands free use*: 1000V. Do not use on circuits where transient stresses can exceed the rated voltage. 7A, +131˚F (+55˚C) max.

***Std. Colors:** -0 Black, -2 Red.

Low Thermal EMF Spade Lug Patch Cord

Model#	Length
1693-36-*	36in (0.9m)
1693-60-*	60in (1.5m)

Cable: 12 AWG Wire, 0.144in (3.56mm) O.D.

Material: *Spade Lug:* gold-plated Electrolytic Tough Pitch (ETP) 110 Copper Alloy, 1/2 hard.

Rating: *For CE compliance* and for personal safety, do not hold in hand when voltages exceed 30 Vrms/ 42.4 Vpk/60 Vdc or current exceeds 8A maximum. Maximum voltage for *hands free use*: 2000 Vdc. Do not use on circuits where transient stresses can exceed the rated voltage. 20A, +131˚F (+55˚C) max.

***Std. Colors:** -0 Black, -2 Red.

Low Thermal EMF Retractable Sheath Banana Plug Patch Cord



Model#	Length
5291A-24-*	12in (0.3m)
5291A-36-*	36in (0.9m)
5291A-60-*	60in (1.5m)

Cable: 12 AWG Wire, 0.144in (3.56mm) O.D.

Material: *Plug Body:* gold-plated tellurium copper; *Spring:* gold-plated Beryllium Copper.

Rating: 1000V per IEC61010-031, 7A, +131˚F (+55˚C).

***Std. Colors:** -0 Black, -2 Red.

***Color Code:** -0 Black, -1 Brown, -2 Red, -3 Orange, -4 Yellow, -5 Green, -6 Blue, -7 Violet, -8 Gray, -9 White

SMD Grabber® Test Clip Patch Cord

Model#	Length
5301-12-*	12in (0.3m)
5301-24-*	24in (0.6m)

Pincer Opening: 0.04in (1.63mm).

Cable: 22 AWG Wire, 0.064in (1.60mm) O.D.

Rating: *For CE compliance* and for personal safety, do not hold in hand when voltages exceed 30 Vrms/42.4 Vpk/60 Vdc or current exceeds 8A maximum. Maximum voltage for *hands free use*: 150V. Do not use on circuits where transient stresses can exceed the rated voltage. 0.5A, +216˚F (+102˚C) max.

***Std. Colors:** -0 Black, -2 Red

SMD Grabber® Test Clip Patch Cord Kit

Model# 5521

Kit contains 10 pcs. of Model 5301-24, one each of ten colors.

MicroGrabber® Test Clip Patch Cord

Model#	Length
4613-12-*	12in (0.3m)
4613-24-*	24in (0.6m)
4613-36-*	36in (0.9m)
4613-48-*	48in (1.2m)

Hook attaches to components up to 0.040in (1.02mm) O.D.

20 AWG Wire, 0.087in (2.21mm) O.D.

Rating: *For CE compliance* and for personal safety, do not hold in hand when voltages exceed 30 Vrms/42.4 Vpk/60 Vdc or current exceeds 8A maximum. Maximum voltage for *hands free use*: 150V. Do not use on circuits where transient stresses can exceed the rated voltage. 3A, +216˚F (+102˚C) max.

***Std. Colors:** -0 Black, -2 Red.



MicroGrabber® Test Clip Patch Cord Kit

Model# 5525

Kit contains 10 pcs. of Model 4613-24, one each of ten colors.

1000V Alligator Patch Cord



Model#	Length
6576-24-*	24in (0.6m)
6576-36-*	36in (0.9m)

Jaw Opening: 0.300in (7.62mm).

Material: *Body:* nickel-plated steel; *Boot:* santoprene rubber.

Cable: 18 AWG Wire, silicone insulated.

Rating: Maximum voltage for *hands free use*: 1000V. 10A, -13 to 176°F (-25°C to 80°C).

***Std. Colors:** -0 Black, -2 Red.

Multi-Stacking Banana Plug to Alligator Test Clip



Model#	Length
1166-12-*	12in (0.3m)
1166-24-*	24in (0.6m)
1166-36-*	36in (0.9m)
1166-48-*	48in (1.2m)
1166-60-*	60in (1.5m)

Jaw Opening: 0.300in (7.62mm).

Cable: 18 AWG Wire, 0.144in (3.56mm) O.D.

Rating: *For CE compliance* and for personal safety, do not hold in hand when voltages exceed 30 Vrms/42.4 Vpk/60 Vdc or current exceeds 8A maximum. Maximum voltage for *hands free use*: 150V. Do not use on circuits where transient stresses can exceed the rated voltage. 5A, +122˚F (+50˚C) max.

***Std. Colors:** -0 Black, -2 Red.

Banana Plug to Alligator Clip Patch Cord Kit

Model#	Length
6357-36	36in (0.9m)

Kit contains 10 pcs. of Model 1166 patch cords, one each of 10 colors.

***Color Code:** -0 Black, -1 Brown, -2 Red, -3 Orange, -4 Yellow, -5 Green, -6 Blue, -7 Violet, -8 Gray, -9 White

Minigator Test Clip Patch Cord



Model#	Length
MG-B-12-*	12in (0.3m)
MG-B-24-*	24in (0.6m)

Jaw Opening: 0.187in (4.75mm).

Cable: 18 AWG Wire, 0.144in (3.56mm) O.D.

Rating: *For CE compliance* and for personal safety, do not hold in hand when voltages exceed 30 Vrms/ 42.4 Vpk/60 Vdc or current exceeds 8A maximum. Maximum voltage for *hands free use*: 45V. Do not use on circuits where transient stresses can exceed the rated voltage. 5A, +122˚F (+50˚C) max.

***Std. Colors:** -0 Black, -2 Red.

Alligator Test Clip Patch Cord



Model#	Length
AL-B-12-*	12in (0.3m)
AL-B-24-*	24in (0.6m)
AL-B-36-*	36in (0.9m)
AL-B-48-*	48in (1.2m)
AL-B-60-*	60in (1.5m)

Jaw Opening: 0.300in (7.62mm).

Cable: 18 AWG Wire, 0.144in (3.56mm) O.D.

Rating: *For CE compliance* and for personal safety, do not hold in hand when voltages exceed 30 Vrms/ 42.4 Vpk/60 Vdc or current exceeds 8A maximum. Maximum voltage for *hands free use*: 150V. Do not use on circuits where transient stresses can exceed the rated voltage. 5A, +122˚F (+50˚C) max.

***Std. Colors:** -0 Black, -2 Red.

Alligator Test Clip Patch Cord Kit

Model#	Length
6356-12	12in (0.3m)
6356-24	24in (0.6m)
6356-36	36in (0.9m)

Kit contains 10pcs. of Model AL-B patch cords, one each of 10 colors.

5 Way Alligator to Sheathed Right Angle Set

Model#	Length
6483-48-02	48in (1.2mm)

Clip includes bed of nails and single needle tip for easy, versatile piercing of wire insulation to contact inner conductor for measurement.

Pierces 19 to 26 AWG wire.

Std. Colors: -0 Black, -2 Red, -02 Set of one black and one red.

Multi-Stacking Banana Plug to Minigator Test Clip

Model#	Length
3220-12-*	12in (0.3m)
3220-24-*	24in (0.6m)
3220-36-*	36in (0.9m)
3220-48-*	48in (1.2m)

Jaw Opening: 0.187in (4.75mm).

Cable: 20 AWG Wire, 0.087in (2.21mm) O.D.

Rating: *For CE compliance* and for personal safety, do not hold in hand when voltages exceed 30 Vrms/42.4 Vpk/ 60 Vdc or current exceeds 8A maximum. Maximum voltage for *hands free use*: 45V. Do not use on circuits where transient stresses can exceed the rated voltage. 5A, +122˚F (+50˚C) max.

***Std. Colors:** -0 Black, -2 Red.

Retractable Sheath Banana Plug Patch Cord



Model#	Length
4911A-12-*	12in (0.3m)
4911A-24-*	24in (0.6m)
4911A-36-*	36in (0.9m)
4911A-48-*	48in (1.2m)
4911A-60-*	60in (1.5m)

Cable: 18 AWG Wire, 0.144in (3.56mm) O.D.

Rating: 1000V per IEC61010-031, 10A, +176°F (+80°C) max.

***Std. Colors:** -0 Black, -2 Red.

Minigrabber® Test Clip to Straight Banana Plug Patch Cord



Model#	Length
4650-24-*	24in (0.6m)
4650-36-*	36in (0.9m)

Hook attaches to component leads up to 0.060in (1.52mm) O.D.

Cable: 20 AWG Wire, 0.087in (2.21mm) O.D.

Rating: *For CE compliance* and for personal safety, do not hold in hand when voltages exceed 30 Vrms/ 42.4 Vpk/60 Vdc or current exceeds 8A maximum. Maximum voltage for *hands free use*: 300V. Do not use on circuits where transient stresses can exceed the rated voltage.5A, +122˚F (+50˚C) max.

***Std. Colors:** -0 Black, -2 Red.

***Color Code:** -0 Black, -1 Brown, -2 Red, -3 Orange, -4 Yellow, -5 Green, -6 Blue, -7 Violet, -8 Gray, -9 White

0.025in (0.64mm) Square Pin Jack to Straight Banana Plug

Model#	Length
4771-24-*	24in (0.6m)
4771-36-*	36in (0.9m)

Cable: 22 AWG Wire, 0.064in (1.63mm) O.D.

Rating: *For CE compliance* and for personal safety, do not hold in hand when voltages exceed 30 Vrms/ 42.4 Vpk/60 Vdc or current exceeds 8A maximum. Maximum voltage for *hands free use*: 30 Vrms/42.4 Vpk/ 60 Vdc or current exceeds 8A maximum. Do not use on circuits where transient stresses can exceed the rated voltage. 3A, +122˚F (+50˚C) max.

***Std. Colors:** -0 Black, -2 Red.

Banana Plug to Banana Jack

2.5	Length
4702-24-*	24in (0.6m)
4702-36-*	36in (0.9m)
4702-48-*	48in (1.2m)

Cable: 18 AWG Wire, 0.144in (3.56mm) O.D.

Rating: *For CE compliance* and for personal safety, do not hold in hand when voltages exceed 30 Vrms/ 42.4 Vpk/60 Vdc or current exceeds 8A maximum. Maximum voltage for *hands free use*: 5000 Vdc. Do not use on circuits where transient stresses can exceed the rated voltage. 15A, +131˚F (+55˚C) max.

***Std. Colors:** -0 Black, -2 Red.

0.025in (0.64mm) Square Pin Jack Patch Cord

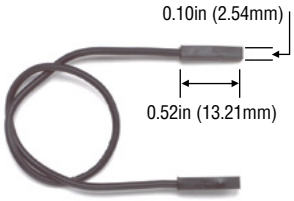

Model#	Length
4741-6-*	6in (0.15m)
4741-12-*	12in (0.3m)
4741-24-*	24in (0.6m)

Cable: 22 AWG Wire, 0.064in (1.63mm) O.D.

Rating: *For CE compliance* and for personal safety, do not hold in hand when voltages exceed 30 Vrms/42.4 Vpk/60 Vdc or current exceeds 8A maximum. Maximum voltage for *hands free use*: 45 Vac/60 Vdc. Do not use on circuits where transient stresses can exceed the rated voltage. 3A, +122˚F (+50˚C) max.

***Std. Colors:** -0 Black, -2 Red.

0.025in (0.64mm) Square Pin Jack Patch Cord Kit

Model# 5948

Kit contains 10 pcs. of Model 4741-6, one ea. of 10 colors.

Miniature Stacking Banana Plug Patch Cord



Model#	Length
1081-4-*	4in (0.1m)
1081-8-*	8in (0.2m)
1081-12-*	12in (0.3m)
1081-18-*	18in (0.5m)
1081-24-*	24in (0.6m)
1081-36-*	36in (0.9m)
1081-48-*	48in (1.2m)
1081-60-*	60in (1.5m)

Cable: 20 AWG Wire, 0.087in (2.21mm) O.D.

Rating: *For CE compliance* and for personal safety, do not hold in hand when voltages exceed 30 Vrms/ 42.4 Vpk/60 Vdc or current exceeds 8A maximum. Maximum voltage for *hands free use*: 3000 Vdc. Do not use on circuits where transient stresses can exceed the rated voltage. 5A, +131˚F (+55˚C) max.

***Std. Colors:** -0 Black, -2 Red.

Stacking Pin Tip Plug Patch Cord



Model#	Length
P-4-*	4in (0.1m)
P-8-*	8in (0.2m)
P-12-*	12in (0.3m)
P-18-*	18in (0.5m)
P-24-*	24in (0.6m)
P-36-*	36in (0.9m)

Cable: 20 AWG Wire, 0.087in (2.21mm) O.D.

Rating: *For CE compliance* and for personal safety, do not hold in hand when voltages exceed 30 Vrms/ 42.4 Vpk/60 Vdc or current exceeds 8A maximum. Maximum voltage for *hands free use*: 3000 Vdc. Do not use on circuits where transient stresses can exceed the rated voltage. 5A, +131˚F (+55˚C) max.

***Std. Colors:** -0 Black, -2 Red.

Alligator Test Clip to Insulated Spade Lug



Model#	Length
1960-36-*	36in (0.9m)

Jaw Opening: 0.30in (7.62mm).

Cable: 18 AWG Wire, 0.144in (3.56mm) O.D.

Rating: *For CE compliance* and for personal safety, do not hold in hand when voltages exceed 30 Vrms/42.4 Vpk/ 60 Vdc or current exceeds 8A maximum. Maximum voltage for *hands free use*: 150V. Do not use on circuits where transient stresses can exceed the rated voltage. 5A, +122˚F (+50˚C) max.

***Std. Colors:** -0 Black, -2 Red.

***Color Code:** -0 Black, -1 Brown, -2 Red, -3 Orange, -4 Yellow, -5 Green, -6 Blue, -7 Violet, -8 Gray, -9 White

Calibration Kits

Pomona has made it easy for you to have exactly what you need with a huge selection of patch cords and test leads designed for reliable, convenient connections. Whether you need a test lead that can access an IC pin without shorting or a patch cord that accommodates multiple stacking, Pomona Electronics' design and reliability are your connection with quality.

Calibration Accessory Kit

Model# CK73041

The Pomona CK73041 Calibration Kit includes the major connectors and test cables you need for instrument calibration in a comprehensive kit. Versatile adapters and flexible cables greatly expand the variety of test cables you can create, reducing the number of special-purpose patch cords and connectors needed for calibration applications.

Perfect for:

- Field Calibration
- Outfitting a new technician or lab
- Comprehensive replacement of important connectors and leads

The Calibration Kit allows you to:

- Combine connectors with patch cords to create a wide variety of necessary test cables.
- Reduce the number of test cables needed by creating multiple combinations.
- Make low voltage precision measurements with shielded low thermal EMF spade lug patch cords.
- Easily connect to a variety of test equipment with BNC to banana and BNC to binding post adapters.
- Use shielded coax cables for test and calibration rather than unshielded leads.
- Turn banana plug patch cords into test leads terminated with alligator clips, spade lugs, or pin tips.
- Access N Type instrument jacks.
- Connect to analog components from coaxial cables.
- Take advantage of shielded dual conductor patch cords.
- Daisy-chain leads for those long lead situations.

For data sheets/specifications of the individual components contained in the CK73041 Calibration Kit, please visit our Pomona website at: **www.pomonaelectronics.com**

***Color Code:** -0 Black, -1 Brown, -2 Red, -3 Orange, -4 Yellow, -5 Green, -6 Blue, -7 Violet, -8 Gray, -9 White

Boxes and Enclosures

From setting up system electronics to circuitry prototyping, Pomona provides you with the boxes and enclosures to securely seal signal sensitive cables and wires. The large variety of die-cast aluminum connectorized enclosures and phenolic or molded thermoplastic boxes are ready to house components in styles and sizes that will simplify your interconnections.

Miniature Size Die Cast Aluminum Box with Cover

3753/3754

3752



3751

		Connector: A		Connector: B	
Model#	Finish	Type	Length	Type	Length
3754	None	–	–	–	–
3753	BBE	–	–	–	–
3751	BBE	BNC (F)	0.72in (18.29mm)	BNC (F)	0.72in (18.29mm)
3752	BBE	BNC (F)	0.72in (18.29mm)	BNC (M)	0.85in (21.59mm)
4742	Replacement cover				
4864	Cover screws, 100/pkg				
2352	Connector screws with solder turret,100/pkg				

BBE = Blue Baked Enamel Cover and screws included with all boxes.

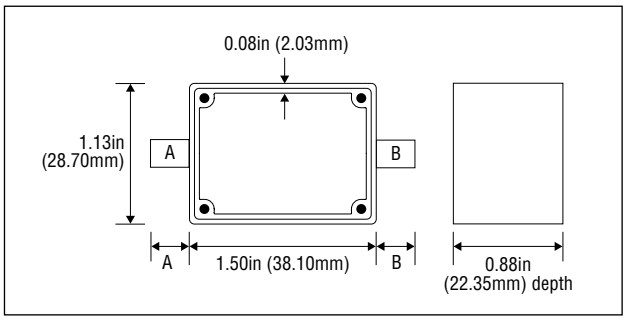

"A" Size Die Cast Aluminum Box with Cover

2397/2400

2390

2391

2392

2401

2393

2399

2398

		Connector: A		Connector: B		Connector: C	
Model#	Finish	Type	Length	Type	Length	Type	Length
2400	None	–	–	–	–	–	–
2397	BBE	–	–	–	–	–	–
2390	BBE	BNC (F)	0.72in (18.29mm)	BNC (F)	0.72in (18.29mm)	–	–
2391	BBE	BNC (M)	0.85in (21.59mm)	BNC (F)	0.72in (18.29mm)	–	–
2392	BBE	BNC (F)	0.72in (18.29mm)	BNC (F)	0.72in (18.29mm)	BNC (F)	0.72in (18.29mm)
2401	BBE	BNC (F)	0.72in (18.29mm)	BNC (F)	0.72in (18.29mm)	BNC (M)	0.85in (21.59mm)
2393	BBE	BNC (F)	0.72in (18.29mm)	BNC (M)	0.85in (21.59mm)	PDB	0.82in (20.83mm)
2398	BBE	SMA (F)	0.38in (9.69mm)	SMA (M)	0.38in (9.69mm)	–	–
2399	BBE	SMA (F)	0.38in (9.69mm)	SMA (F)	0.38in (9.69mm)	–	–
4245	Replacement cover						
3728	Flange mounting cover						
4864	Cover screws, 100/pkg						
2352	Connector screws with solder turret						

BBE = Blue Baked Enamel PDB = Post, Double Binding Cover and screws included with all boxes.

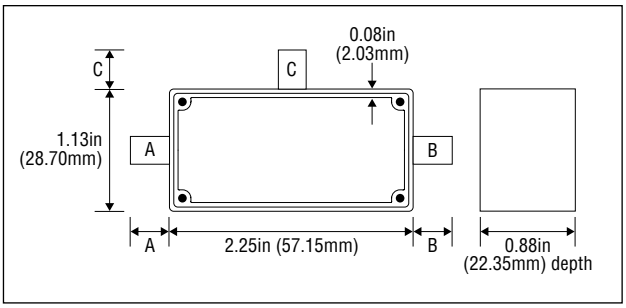

"B" Size Die Cast Aluminum Box with Cover

		Connector: A		Connector: B		Connector: C		Connector: D	
Model#	Finish	Type	Length	Type	Length	Type	Length	Type	Length
2428	None	–	–	–	–	–	–	–	–
2417	BBE	–	–	–	–	–	–	–	–
3230	BBE	BNC (F)	0.72in (18.29mm)	BNC (F)	0.72in (18.29mm)	–	–	–	–
3231	BBE	BNC (F)	0.72in (18.29mm)	BNC (M)	0.85in (21.59mm)	–	–	–	–
3239	BBE	IBNC	0.47in (11.94mm)	IBNC	0.47in (11.94mm)	–	–	–	–
3232	BBE	BNC (F)	0.72in (18.29mm)	BNC (F)	0.72in (18.29mm)	BNC (F)	0.72in (18.29mm)	–	–
3234	BBE	BNC (F)	0.72in (18.29mm)	BNC (F)	0.72in (18.29mm)	BNC (F)	0.72in (18.29mm)	BNC (F)	0.72in (18.29mm)
4246	Replacement cover								
3719	Flange mounting cover								
4864	Cover screws, 100/pkg								
2352	Connector screws with solder turret								

BBE = Blue Baked Enamel IBNC = Isolated BNC Cover and screws included with all boxes.

2417/2428

3230

3231

3239

3232



3234

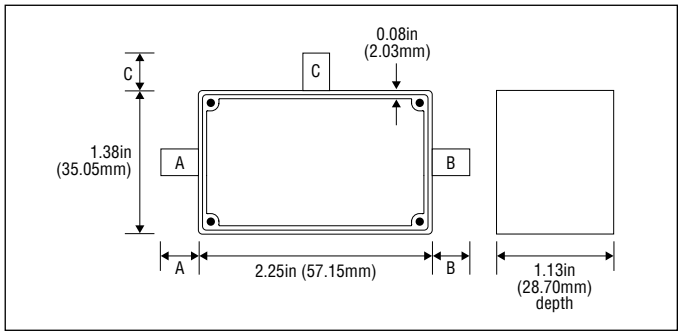

"C" Size Die Cast Aluminum Box with Cover

		Connector: A		Connector: B	
Model#	Finish	Type	Length	Type	Length
2906	None	–	–	–	–
2901	BBE	–	–	–	–
2902	BBE	BNC (F)	0.72 (18.29mm)	BNC (F)	0.72 (18.29mm)
4248	Replacement cover				
2352	Connector screws with solder turret				

BBE = Blue Baked Enamel Cover and screws included with all boxes.



2901 / 2906

2902

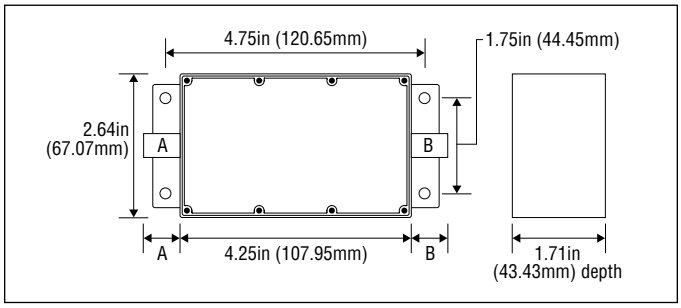

"D" Size Die Cast Aluminum Box with Cover

3602

3603

3601/3606

		Connector: A		Connector: B	
Model#	Finish	Type	Length	Type	Length
3606	None	–	–	–	–
3601	BBE	–	–	–	–
3602	BBE	BNC (F)	0.72 (18.29mm)	BNC (F)	0.72 (18.29mm)
3603	BBE	BNC (F)	0.72 (18.29mm)	BNC (M)	0.85 (21.59mm)
2352	Connector screws with solder turret				

BBE = Blue Baked Enamel Cover and screws included with all boxes.

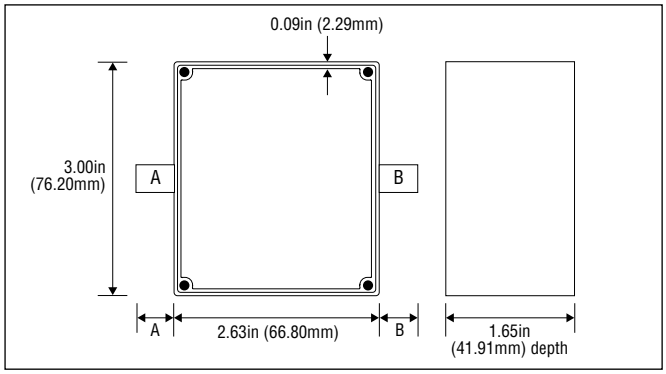

"E" Size Die Cast Aluminum Box with Cover



4226

Model#	Finish
5186	None
4226	Blue Baked Enamel

Cover and screws included.

Recommended Circuit Board Sizes:

8.00in x 1.49in x .062in,
(203.2mm x 37.85 x 1.57mm) Thick.

3.90in x 1.49in x .062in,
(99.06mm x 37.85 x 1.57mm) Thick.

7.60in x 3.40in x .062in,
(193.04mm x 86.36mm x 1.57mm) Thick.

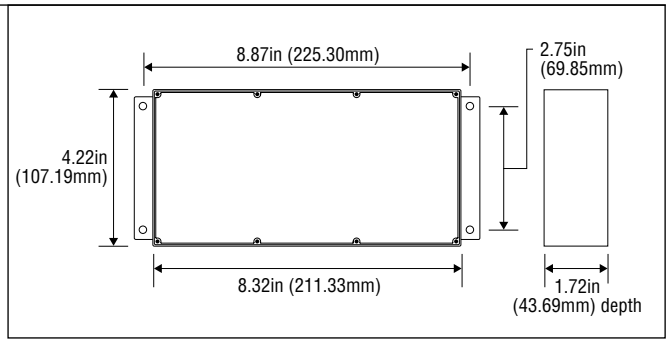

"F" Size Extruded Aluminum Box with Covers

3301/3306

3302

		Connector: A		Connector: B	
Model#	Finish	Type	Length	Type	Length
3306	None	–	–	–	–
3301	BBE	–	–	–	–
3302	BBE	BNC (F)	0.72in (18.29mm)	BNC (F)	0.72in (18.29mm)
4247	Replacement cover				
4862	Cover screws, 100/pkg				
2352	Connector screws with solder turret				

BBE = Blue Baked Enamel Cover and screws included with all boxes.

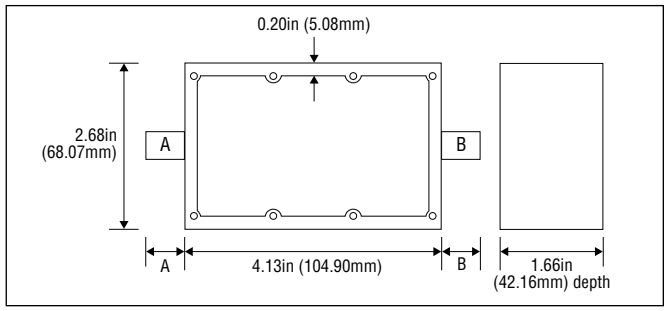

Recommended Circuit Board Sizes:

3.90in x 1.48in x 0.062in,
(99.06mm x 37.59 x 1.57mm) Thick.

2.40in x 1.48in x 0.062in,
(60.96mm x 37.59mm x 1.57mm) Thick.

"G" Size Extruded Aluminum Box with Cover



3311

Model#	Finish
3316	None
3311	Blue Baked Enamel
4247	Replacement cover
4862	Cover screws, 100/pkg

Cover and screws included.

Recommended Circuit Board Sizes:

3.90in x 2.98in x .062in,
(99.06mm x 75.69mm x 1.57mm) Thick.

2.40in x 2.98in x .062in,
(60.96mm x 75.69mm x 1.57mm) Thick.

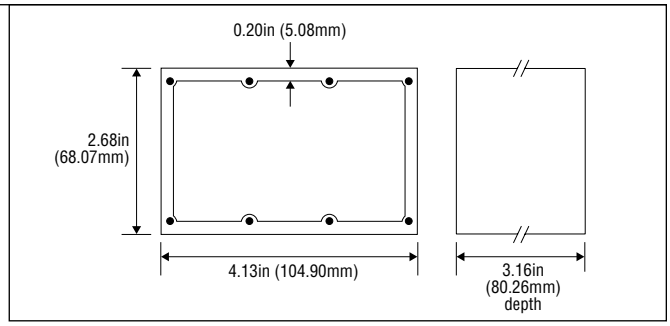

"H" Size Extruded Aluminum Box with Cover

3742

Model#	Finish
3743	None
3742	Blue Baked Enamel
4247	Replacement cover
4862	Cover screws, 100/pkg

Cover and screws included.

Recommended Circuit Board Sizes:

3.90in x 5.98in x .062in,
(99.06mm x 75.69mm x 1.57mm) Thick.

2.40in x 5.98in x 0.062in,
(60.96mm x 75.69mm x 1.57mm) Thick.

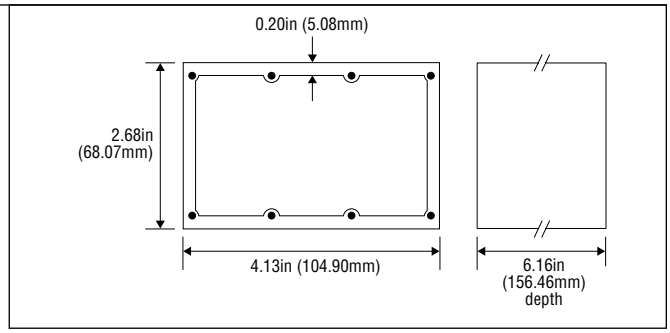

"J" Size Die Cast Aluminum Box with Cover



4655/5255

4656

		Connector: A		Connector: B to E	
Model#	Finish	Type	Length	Type	Length
5255	None	–	–	–	–
4655	BBE	–	–	–	–
4656	BBE	BNC (F)	0.72 (18.29mm)	BNC (F)	0.72 (18.29mm)
4864	Cover screws, 100/pkg				

BBE = Blue Baked Enamel Cover and screws included with all boxes.

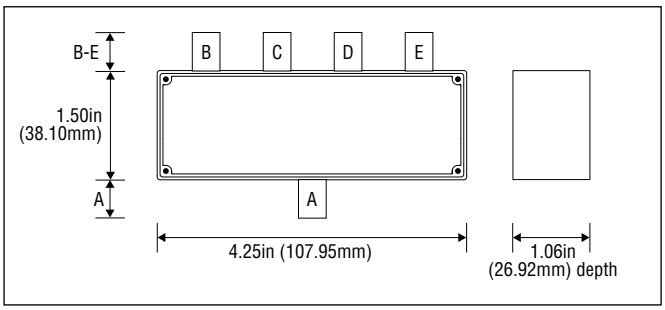

Recommended Circuit Board Sizes:

4.13in x 0.87in x 0.062in,
(104.9mm x 22.10mm x 1.57mm) Thick.

1.38in x 0.87in x .062in,
(35.05mm x 22.10mm x 1.57mm) Thick.

"L" Size Die Cast Aluminum Box with Cover



4903

Model#	Finish
5203	None
4903	Blue Baked Enamel
4864	Cover screws, 100/pkg

Cover and screws included.

Recommended Circuit Board Sizes:

5.88in x 1.48in x .062in,
(149.35mm x 37.59mm x 1.57mm) Thick.

2.88in x 1.48in x .062in,
(73.15mm x 37.59mm x 1.57mm) Thick.

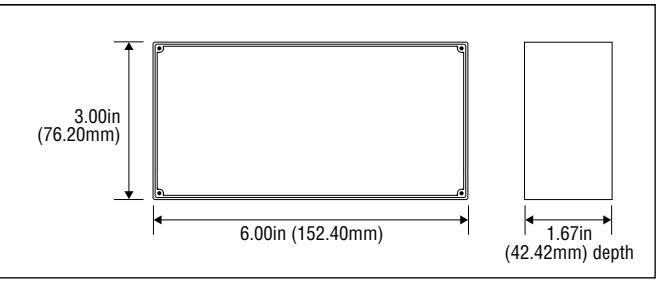

Molded Thermoplastic Box with Card Guides and Cover

3850-0

Model#	Finish
3850-0	Black - Thermoplastic
3850-6	Blue - Thermoplastic
4864	Cover screws, 100/pkg

Cover and screws included.

Recommended Circuit Board Sizes:

2.51in x 1.60in x .062in,
(63.35mm x 40.64mm x 1.57mm) Thick.

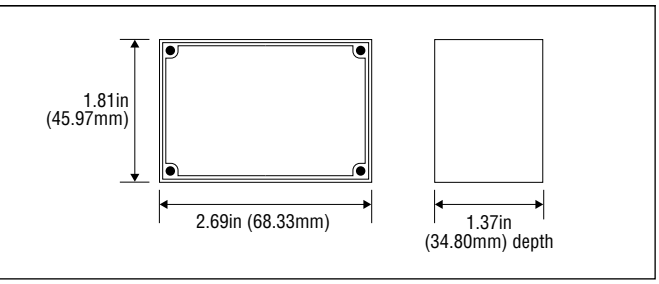

DMM Accessories and Kits

Connecting with the industry's leading digital multimeter brands, Pomona provides the world's largest selection of test leads and probes. Superior materials and outstanding design, assure conformity with industry-leading reliablility and performance standards. From high-density IC leads to voltage on a distribution panel, Pomona connects you with the right solution.

Deluxe Multi-Use DMM Maxi-Kit

Model# 5677B

1. Silicone insulated 4ft (1.2m) leads with right angle plug.
2. Modular probe set with replaceable tips.
3. 5 sets of replacement tips.
4. Retractable tip test probe set.
5. Test lead coupler set.
6. Medium alligator clip set.
7. Large alligator clip set.
8. Spade lugs.
9. IC probe tip adapter.
10. Minigrabber® test clip leads.
11. Minipincer® test clip leads.
12. Nylon storage pouch.

- Modular probes with interchangeable tips.
- Silicone insulated 4ft (1.2m) test leads with right-angle DMM plugs for most meters from Fluke, HP, Meterman, Amprobe, and others.
- New retractable tip probe with 3in (76.2mm) long tip and silicone leads.
- Minigrabber® and Minipincer® test clip leads attach to test leads.
- Test lead coupler connects leads to probe set for 16ft (4.8m) reach.
- Nylon storage pouch with compartments for accessories.

Electronic DMM Maxi-Kit

Model# 6340

1. Silicone insulated 4ft (1.2m) leads.
2. Modular probe set.
3. Precision electronic probes.
4. 4 sets of replacements tips.
5. Test lead couplers.
6. Medium alligator clips.
7. Large alligator clips.
8. Minigrabber® test clip leads.
9. Minipincer® test clip leads.
10. Spade lugs.
11. Nylon storage pouch.

- Modular probes with caged-spring tips fit 4mm sockets.
- Silicone insulated 4ft (1.2m) test leads with right-angle DMM plugs fit most meters from Fluke, HP, Meterman, Amprobe, Greenlee and others.
- Precision Electronic probe with replacement tips offers flexibility in testing.
- Minigrabber® and Minipincer® test clip leads for smaller test points.
- Nylon storage pouch with compartments for accessories.

Deluxe Electronic DMM Test Lead Kit

Model# 5674C

1. Silicone insulated 4 ft (1.2m) leads with right-angle plug.
2. Modular probe set with standard tips.
3. Extended probe tip adapters.
4. Medium alligator clips.
5. IC probe tip adapters.
6. Minigrabber® test clip leads.
7. Minipincer® test clip leads.
8. Maxigrabber® test clips with pincer tip.
9. Nylon storage pouch.

- Modular probes with standard probe tips.
- Insulated 4ft (1.2m) test leads with right-angle DMM plugs fit most meters from Fluke, HP, Meterman, and others.
- Probe tip extender with 3in (76.2mm) long tip.
- Minigrabber® test clip leads attach to test leads.
- Minipincer® test clip leads for fine pitch chip leads.
- Maxigrabber® test clips attach to test leads.
- Nylon storage pouch with compartments for accessories.

Electronic DMM Test Lead Kit

Model# 5543B

1. Silicone insulated 4ft (1.2m) test. leads with right-angle DMM plugs.
2. Modular electronic test probes with standard tips.
3. Extended fine-tip probe adapter -red.
4. Medium alligator clip -black.
5. IC probe tip adapter -red.
6. Insulated spade lug -black.
7. Minipincer® test clip lead -red.
8. Minigrabber® test clip lead -red.
9. Nylon storage pouch.

- Silicone insulated 4ft (1.2m) test leads fit meters from Fluke, HP, Meterman, and others.
- Modular electronic test probes attach to leads.
- Extended fine-point adapter attaches to probe tips.
- IC adapter attaches to probe for secure probing on chip leads.
- Minipincer® test clip lead for fine pitch chip leads.
- Minigrabber® test clip lead extend the reach of the test leads.

Basic Electronic DMM Test Lead Kits

Model#	Plug Type	Ratings
6343	Right-angle DMM plugs	IEC61010, CAT III 1000V CAT II 1000V without protective cap
5672A	Right-angle banana plug	30 Vrms/42.4 Vpk/60 Vdc
6344	Straight DMM plugs	IEC61010, CAT III 1000V CAT II 1000V without protective cap
5325A	Stacking banana plugs	30 Vrms/42.4 Vpk/60 Vdc

1. Comfort-grip DMM test probes.
2. Silicone insulated 4ft (1.2m) leads.
3. Extended probe tip adapters.
4. Alligator clip probe tip adapters.
5. Plastic storage case (not shown).

Note: Model 5672A has HEAVY-DUTY stainless-steel tips.

See page 67 for banana plug types.

- Featuring Pomona's new comfort-grip probes.
- Monolithic probes with fixed tips.
- DMM plugs fit most meters from Fluke, Meterman, HP, Amprobe, Greenlee, and others.
- Extended tip adapter has sharp needle point.
- Alligator clip adapter snaps onto the probe tip.

Deluxe Electronic Bench DMM Test Lead Kit

Model# 6204A

1. Silicone insulated 4ft (1.2m) test leads with straight DMM plugs.
2. Modular electronic test probes with standard tips.
3. Extended fine-tip probe adapters.
4. Medium alligator clips.
5. IC lead probe tip adapters.
6. Insulated spade lugs.
7. Minipincer® test clip leads.
8. Minigrabber® test clip leads.
9. Nylon storage pouch.

- Silicone insulated 4ft (1.2m) leads fit meters from Fluke, HP (Agilent), Keithley and others.
- Modular electronic test probes attach to leads.
- Extended fine-point adapters attach to probe tips.
- IC adapters attach to probes for secure probing on chip leads.
- Minipincer® test clip leads for fine pitch chip leads.
- Minigrabber® test clip leads extend the reach of the test leads.

Electronic Bench DMM Test Lead Kit

Model# 5901B

1. Silicone insulated 4ft (1.2m) test leads with straight DMM plugs.
2. Modular electronic test probes with replaceable tips.
3. 5 sets of replacement probe tips
4. Medium alligator clips.
5. Insulated spade lugs.
6. Minigrabber® test clip leads.
7. Nylon storage pouch.

- DMM plugs fit meters from Fluke, HP (Agilent), Keithley and others.
- Modular electronic test probes with replaceable tips adapt to many different modes.
- Replacement probe tips offer a wide variety of probing solutions.
- Alligator clips attach to test lead for reliable connections.
- Spade lugs attach to test leads for binding posts or terminal screws.
- Minigrabber® test clip leads extend the reach of the test leads.
- Uses 080 replaceable probe tips.
- Rated CAT II 600V 10A.

Deluxe Automotive DMM Test Lead Kit



Mode# 6530A

1. Silicone insulated 4ft (1.2m) test leads with right-angle DMM plugs.
2. Heavy-duty modular test probes with stainless-steel tips.
3. Heavy-duty alligator clips.
4. Insulation piercing clips.
5. Maxigrabber® test clips with alligator jaws.
6. Maxigrabber® test clips with hook.
7. Backprobe pins.
8. Nylon storage pouch.

- Alligator clips attach to test lead for reliable connections.
- Sharp stainless-steel probe tips resist wear.
- Insulation piercing clips make connections without stripping insulation from wires.
- Backprobe pins access contacts through the back side of automotive connectors.
- DMM plugs fit meters from Fluke, Meterman, Amprobe, Greenlee and others.
- Maxigrabber® test clips with alligator jaws for quick and easy connections.

Industrial/Automotive DMM Test Lead Kit



Model# 5903A

1. Silicone insulated 4ft (1.2m) test leads with right-angle DMM plugs.
2. Modular electrical test probes with stainless steel tips.
3. Heavy-duty alligator clips.
4. Insulation piercing clips.
5. Maxigrabber® test clips with alligator jaws.
6. Nylon storage pouch.

- DMM plugs fit meters from Fluke, Meterman, Amprobe, Greenlee and others.
- Sharp stainless-steel probe tips resist wear.
- Alligator clips attach to test lead for reliable connections.
- Insulation piercing clips make connections without stripping insulation from wires.
- Maxigrabber® test clips with alligator jaws for quick and easy connections.

Deluxe Electrical DMM Test Lead Kit

Model#	Plug Type	Ratings
5904A	Right-angle DMM plug	CAT III 1000V per IEC61010-031 CAT II 1000V without protective cap

1. Silicone insulated 4ft (1.2m) test leads.
2. Modular electrical test probes with stainless-steel tips.
3. Maxigrabber® test clips with jaws.
4. Maxigrabber® test clips with hooks.
5. Maxigrabber® test clips with pincers.
6. Large alligator clips.
7. Nylon Storage pouch.
8. Protective caps

- DMM plugs fit meters from Fluke, Meterman, Amprobe, Greenlee and others.
- Alligator clips attach to the test leads for secure connections.
- Maxigrabber® test clips attach to test leads.
- Nylon storage pouch to contain all kit components.

Electrical DMM Test Lead Kit

Model# 5673B

1. Silicone insulated 4ft (1.2m) test leads with right-angle DMM plugs.
2. Modular electrical test probes with stainless-steel tips.
3. Extended tip probe adapters.
4. Insulated spade lugs.
5. Medium alligator clips.
6. Large alligator clips.
7. Nylon storage pouch.

- DMM plugs fit meters from Fluke, Meterman, Greenlee, Amprobe and others.
- Spade lugs connect to test leads and can be secured to binding posts or terminals.
- Alligator clips plug into the test leads.

Basic Electrical DMM Test Lead Kit



Model#	Plug Type	Ratings
5900A	Right-angle DMM plug	CAT III 1000V per IEC61010-031 CAT II 1000V without protective cap

1. Silicone insulated 4ft (1.2m) test leads with right-angle DMM plugs.
2. Modular electrical test probes with standard tips.
3. Maxigrabber® test clips.
4. Nylon storage pouch.

- DMM plugs fit meters from Fluke, Metermam, Greenlee, Amprobe and others.
- Maxigrabber® test clips with jaws attach to test leads.
- Nylon carrying pouch included.

Multi-Use DMM Test Lead Kit

Model#	Ratings
5899A	CAT III 1000V per IEC61010-031 CAT II 1000V without protective cap

1. Silicone insulated 4ft (1.2m) test leads with right-angle DMM plugs.
2. Modular electrical test probes with standard tip.
3. Maxigrabber® with pincer tips.
4. Medium alligator clips.
5. Nylon storage pouch.

- DMM plugs fit meters from Fluke, Meterman, Greenlee, Amprobe and others.
- Alligator clips attach to test lead for reliable connections.
- Maxigrabber® test clips with pincers for quick and easy connections.

Deluxe Industrial Test Companion™ Kit

Model# 6173A

Includes shoulder-pack style Cordura carrying case plus the following IEC61010 compliant test accessories:

1. Modular Electrical Test Probe Set with Banana Plug Tip.
2. Flexible Test Lead Set with Right-Angle and Straight Banana Plugs.
3. Probe Lead Set with Sharp Stainless Steel Tip.
4. Maxigrabber® Test Clip Set with Pincer Tip.
5. Maxigrabber® Test Clip Set with Hook Tip.
6. Maxigrabber® Test Clip Set with Jaws.
7. Extra Large Alligator Clip Set.
8. Medium Alligator Clip Set.
9. Insulated Spade Lug Set.
10. Test Companion Carrying Case.

Industrial Test Companion™ Kit

Model# 6172A

Includes shoulder-pack style Cordura carrying case plus the following IEC61010 compliant test accessories:

1. Modular Electrical Test Probe Set with Banana Plug Tip.
2. Flexible Test Lead Set with Right-Angle and Straight Banana Plugs.
3. Probe Lead Set with Sharp Stainless Steel Tip.
4. Maxigrabber® Test Clip Set with Pincer Tip.
5. Maxigrabber® Test Clip Set with Hook Tip.
6. Medium Alligator Clip Set.
7. Insulated Spade Lug Set.

Probe and Lead Kit for Portable Scopes



Model# 72942

Includes shoulder-pack style Cordura carrying case plus the following test accessories:

1. Red Scope Probe, 500 MHz, see page 81.
2. Black Ground Lead.
3. Red Sprung Hook.
4. Probe Tip Ground.
5. Modular Test Probe with Standard 0.080in (2mm) Tip.
6. Flexible Test Lead Set with Straight and Right-Angle Banana Plugs.
7. Medium Alligator Clip Set.
8. Extra Large Alligator Clip Set.
9. Maxigrabber® Set Pincer Style.
10. Maxigrabber® Test Clip Set with Jaws.

Precision Electronic Test Probe Set



Model#	Features	Ratings
6341	Probe set with complete set of 5 tips	CAT II 1000V*
6342	Probe set with sharp point gold pogo pin tips	CAT II 1000V
6275	Probe set with sharp stainless steel rigid tips	CAT II 1000V
6354	Replacement probe tips. Set of 5 types.	

- Replaceable 0.04in (1.01mm) pogo-pin tips.
- Small outline for tight test situations.
- Replaceable pogo-pin tips.
- Comfort-grip textured surface.
- Fits all meters including Fluke, HP (Agilent), Keithley, Meterman and others.
- Silicone insulated leads resist abrasion and heat.

Replacement Tips

1. Sharp-point gold pogo-pin.
2. Tri-point gold pogo-pin.
3. Quad-point gold pogo-pin.
4. Sharp stainless steel rigid.
5. 3in (76.2mm) long extended. Stainless steel.

*except when used with 3in (76.2mm) tip which is 33Vrms/70Vdc.

See page 70 for more probe tips.

Safety 2mm/4mm Test Probe Set

Model#	Ratings
6601	IEC61010 1000V CAT III CAT II 1000V without protective cap

- Versatile 2mm probe tip with screw-on 4mm tip.
- Each probe includes Protective Cap designed to meet Guidance Note GS38.
- Silicon insulated 4ft (1.2m) test leads with right-angle DMM plugs.
- Comfort-grip textured surface.

Retractable Needle Tip Test Probes

Model#	Plug Type	Ratings
5953A	Right-angle DMM	CAT II 600V*
5952A	Stacking banana	600V**

*per IEC61010

- Silicone insulated 4ft (1.2m) leads fits most meters from Fluke, Meterman, HP, Amprobe, Greenlee and others.
- Fully insulated tip extends to 3in (76.2mm).
- Durable 0.040in (1.02mm) stainless-steel needle tips reach into inaccessible areas.
- Set of 2 probes, one black and one red.

**Ratings: For CE compliance and for personal safety, do not hold in hand when voltages exceed 30 Vrms/ 42.2 Vpk /60 Vdc or current exceeds 8A maximum. Maximum voltage for hands free use: 600 Vrms. Do not use on circuits where transient stresses can exceed the rated voltage.

See page 67 for banana plug types.

Test Probes with Screw-on Alligator Clips

Model#	Ratings
6723	IEC61010 1000V CAT III 20A (probe alone)
	IEC61010 1000V CAT II without protective cap
	IEC61010 300V, CAT II 10A (with alligator clip attached)

- Probe set includes 2 screw-on alligator clips.
- 8-32 threaded tips allow secure, attachment of alligator clips.
- Silicon insulated 4ft (1.2m) test leads with right-angle DMM plugs.
- Comfort-grip textured surface.
- Wide temperature range of 14 to 131°F (-10 to +55°C).

Pomona's Test Companion™ Accessory Cases and Pouches

Model#	Description
6146	Briefcase style with carrying strap
6147	Medium shoulder-pack with carrying strap
5955	Folding case with Velcro

6146

6147

5955

SMD Micro Tip/Test Probe

Model#	Color
5144-48-0	Black
5144-48-2	Red
6235	Set of two: Black, Red

The probe microtip is specially designed to probe SMD contacts. It features a stainless steel needle tip that is flexible to help prevent damage to SMD lands. The tip is curved to aid in probing hard to reach areas.

Ratings: For CE compliance and for personal safety, do not hold in hand when voltages exceed 30 Vrms/ 42.4 Vpk/60 Vdc or current exceeds 8A maximum. Maximum voltage for *hands free use*: 1200 Vrms Max. Do not use on circuits where transient stresses can exceed the rated voltage.

Maxigrabber® Test Clip Set with Pincer

Model# 5910B

Includes set of 2, one red and one black.

Pincer Opening: 0.080in (2.03mm) dia. test point.

Rating: Overvoltage CAT III, 1000V, 10A per IEC61010-031.

Maxigrabber® Test Clip Set with Hook

Model# 5911B

Includes set of 2, one red and one black.

Hook Fits Test Points to: 0.060in (1.52mm) diameter.

Hook Opens to: 0.25in (6.5mm).

Rating: Overvoltage CAT III, 1000V, 10A per IEC61010-031.

Maxigrabber® Test Clip Set with Jaws

Model# 5912B

Includes set of 2, one red and one black.

Jaw Opening: 0.50in (12.70mm) dia.

Rating: Overvoltage CAT III, 1000V, 10A per IEC61010-031.

Insulation Piercing Maxigrabber® Test Clip Set

Model# 5913

Includes set of 2, one red and one black.

Pierces insulation to make connection on wire up to 0.144in (3.66mm) diameter.

Rating: 1000 Vrms max, 10A. Do not use on circuits where transient stresses can exceed the rated voltage.

TwistGuard™ Test Lead Set

New

Model#	Features	Plug Type	Ratings
7519A	Retractable probe tip sheath	Right-angle DMM (1)	CAT III 1000V, CAT IV 600V, CAT II 1000V*

*per IEC61010-031
CAT II 1000V CAT II with sheath retracted

Twist and Test for Measurement Versatility and Increased Safety

The Pomona Electronics 7519A TwistGuard™ Test Lead Set features an adjustable probe tip shroud for use in different measurement environments. By twisting the test probe, the user can change the exposed probe tip length, reducing the amount of tip exposed and any chance of an arc flash from short circuits.

The patented design offers the versatility and quality needed to instantly change the test leads from a CAT II rated probe to a CAT III/IV rated probe, allowing users to meet the latest electrical safety standards.

- TwistGuard™ feature for changing between 0.75in to 0.16in (19mm to 4mm) probe tip lengths, reducing tip exposure for increased safety.
- Probes always show correct category rating for the tip exposure used.
- Compatible with all instruments that accept standard 4mm shrouded banana plugs.
- WearGuard™ test lead wire is covered by two layers of silicone insulation, which acts as a wear indicator exposing an inner contrasting color when the leads are nicked, scuffed, or otherwise damaged and in need of replacement.
- Extra-heavy strain relief on both the probe-end and banana plug-end, tested beyond 30,000 bends without failure.
- Rubber-overmold on the probe and plug provides the user a comfortable hold and steady grip for making accurate measurements.
- CAT III 1000 V/CAT IV 600 V, 10 A max. when probe tip shroud is fully extended.
- CAT II 1000 V when probe tip shroud is retracted.

Replacement DMM Test Lead Sets with Fixed Tips

5.5in (139.7mm)

Model#	Features	Plug Type	Ratings
5519A	Standard tip Nickel/brass	Right-angle DMM (1)	CAT III 1000V*
6365	Standard tip Nickel/brass	Straight DMM (2)	CAT III 1000V*
6366	Standard tip Nickel/brass	Retractable sleeve (5)	CAT III 1000V*
5898	Stainless steel heavy-duty tip	Right-angle DMM (1)	CAT III 1000V*
5309A	Stainless steel heavy-duty tip	Stacking banana (3)	30 Vrms/60 Vdc**

*per IEC61010-031
CAT II 1000V without protective caps

- Monolithic probes with fixed tips.
- Durable 080 tips for long life.
- Comfort-grip probe.
- Silicone insulated 4ft (1.2m) leads fit most DMMs from Fluke, HP (Agilent), Meterman, Amprobe, Greenlee and others.

For Plug Type, see below.

**Ratings: For CE compliance and for personal safety, do not hold in hand when voltages exceed 30 Vrms/42.4 Vpk/60 Vdc or current exceeds 8A maximum. Maximum voltage for hands free use: 1000 Vrms. Do not use on circuits where transient stresses can exceed the rated voltage.

Plug Types
1. Right-angle DMM plug*
2. Straight DMM plug*
3. Stacking banana plug
4. Straight banana plug
5. Retractable sleeve banana plug

* Shrouded DMM plugs fit most DMMs from Fluke, Meterman, HP, Keysight, Amprobe, Greenlee and others.



Replacement DMM Test Leads

Choose plug for this end from below

Plugs into probes below



Model#	Application	Features	Ratings
5907A	Hand held DMM modular test leads	Right-angle DMM plug (1)	CAT III 1000V*
5908A	Bench-top DMM modular test leads	Straight DMM plugs (2)	CAT III 1000V*
5909A	Hand held DMM modular test leads	Right-angle DMM plug at both ends (1)	CAT III 1000V*
6358	Universal DMM test leads	Retractable sheath DMM plugs (3)	CAT III 1000V*

*per IEC61010-031

- Leads for Pomona Modular Test Probes.
- Plugs fit most popular DMMs from Fluke, Meterman, HP (Agilent), Amprobe, Greenlee and others.
- Silicone insulated 4ft (1.2m) leads.
- Wear indication with double insulated silicone leads for increased safety.
- Retractable sleeve plug fits all banana jacks, binding posts and DMM input jacks.

Plug Types

1. Right-angle DMM.
2. Straight DMM.
3. Retractable sheath 0.16in (4mm).

Replacement Modular Test Probes

6232A



5906A

6479

5689A

Model#	Probe Type	Features	Ratings
6232A	Modular electrical probe	Standard 0.08in (2.03mm) tip	CAT III 1000V*
6479	Industrial modular probe	Stainless-steel 0.08in (2.03mm) sharp-point	CAT III 1000V*
5906A	Lantern tip	Fits 4mm Jack	CAT III 1000V*
5689A	Replaceable tip modular probe	Stainless-steel 0.08in (2.03mm) sharp-point	CAT II 600V

*per IEC61010-031
CAT II 1000V without protective cap

- Modular probes fit all Pomona test leads.
- Lantern tip probes fit into banana jacks.

Replacement Modular Test Probe Sets

Model#	Description	Probe Type	Test Lead Type	Ratings
6286	Standard tip with right-angle DMM plug	6232A	5907A	CAT III 1000V*

*per IEC61010-031
CAT II 1000V without protective cap

- Modular test probes sets contain one set of modular probes and test leads in one package.
- Silicone insulated 4ft (1.2m) leads fit most meters from Fluke, Meterman, HP (Agilent), Amprobe, Keithley, Greenlee and others.

6232A

Insulation Piercing Clip Sets

6405

Model#	Features	Colors
6405	Attach to test leads 4in (10.2cm) long	Set of red/black
6413	Attach to 0.080in (2.03mm) probe tip(10.2cm) long	Set of red/black

- Double V block centers wire
- Set of 2, (red and black jacks)
- Bright yellow for easy location
- Attach to test leads

Large Alligator Clip Set



Model#	Color
6041B	Set of 2: Black, Red

Fits on any DMM or banana plug test lead.

Rating: IEC61010-031 CAT III 1000V 20A.

Jaw Opening: 1.0in (25.40mm).

Industrial Alligator Clip Set



Model# 5914

Fits on any DMM or banana plug test lead.

Rating: IEC61010-031 CAT III 600V 10A.

Jaw Opening: to 1.0in (25.40mm).

***Std. Colors:** -0 Black, -2 Red.

Medium Alligator Clip Set

New



Model#	Color
5916B	Set of 2: Black, Red

Fits on any DMM or banana plug test lead.

Rating: CAT II 1000V, 10A.

Jaw Opening: to 0.30in. (7.62mm).

Alligator Clip Set for Test Probes

New



Model#	Color
6264B	Set of 2: Black, Red

Alligator Clip.

Attach to probe tip.

Rating: CAT II 1000V, 10A.

Works with comfort-grip style and modular electrical probes.

Test Lead Couplers

Model# 6252

Banana plug splice.

Maintains overvoltage rating up to CAT III 1000V per IEC61010-031.

Use with any Pomona DMM test leads, even 0.16in (4mm plugs).

Test Probe Tip Adapters

Model#	Application
6262-02	fits comfort-grip style and modular probes 6232A and 6479
5682-*	fits modular probe 5689A



6262



5682

Extended Fine Point.

Insulated probe for hard to reach test points.

Maximum 3A.

Std. Colors: -02 1 ea. Black, Red.

***Std. Colors:** -0 Black, -2 Red.

Insulated Spade Lug Adapters

6203

Model#	Color
6203	Set of 2: Black, Red
1614A-*	1 Clip

Connect banana plug patch cords to binding posts.

Fits screws or binding posts from #10: 0.32in to 0.25in (8.13mm to 6.35mm).

Compatible with any Pomona banana jack shrouded or unshrouded

***For singles, order:** -0 Black, -2 Red.



***Color Code:** -0 Black, -1 Brown, -2 Red, -3 Orange, -4 Yellow, -5 Green, -6 Blue, -7 Violet, -8 Gray, -9 White

0.08in (2.03mm) Replacement Probe Tips

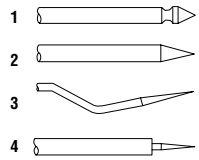

Model#	Item	Features
5133	3	SMD Microtip™ stainless-steel tip
6364	Full set	Set of all tips
	1(4ea)	Nickel-plated standard tip
	2(2ea)	Stainless-steel sharp point
	3(2ea)	SMD Microtip™ stainless-steel tip
	4(2ea)	Sharp needle-point stainless-steel

0.04in (1.01mm) Replacement Probe Tips

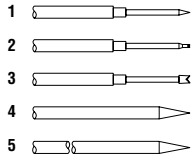

Model#	Item	Features
6212	3	Quad-point gold-plated pogo pin
6354	Full set	Set of all tips
	1	Sharp gold-plated
	2	Triple-point gold-plated pogo pin
	3	Quad-point gold-plated pogo pin
	4	Sharp stainless-steel
	5	3in (76.2mm) long extended

SMD Test Tweezer Products

Model#	Features	Ratings
5143-K-48	Stacking Banana Plug	30 Vrms/42.4 Vpk/60 Vdc,3A
5142-K-48	BNC Male	30 Vrms/42.4 Vpk/60 Vdc,3A
5678-K-48	Right-Angle DMM Plug	30 Vrms/42.4 Vpk/60 Vdc, 3A

Length: 48in (1.22m)



5143



5142

5678

Create Your Own Test Leads for Your Own Specific Needs with the Following:

Test Lead Wire with Silicone or PVC Insulation

Model#	Insulation Type	Length
6733-*	Silicone	50ft (15.2m)
6734-*	PVC	50ft (15.2m)

- 50ft (15.2m) of unterminated 18 AWG test lead wire 50ft (15.2m lengths only.)
- Choose from heat-resistant silicone or PVC insulation.
- Very flexible with 192 strands of 41 AWG base copper conductor.
- Wear indication with double insulated silicone leads for increased safety.
- Create your own test leads with the adapters shown below.
- Wide temperature range of -58 to 302°F (-50 to 150°C) with PVC insulation.

***Std. Colors:** -0 Black, -2 Red.

See pages 31-43 for more do-it-yourself plugs.

Do-It-Yourself 4mm Right Angle Banana Plug

Model# 6729

Build your own safety leads with do-it-yourself safety-sheathed 4mm right-angle banana plug.

Material: *Contacts:* nickel-plated brass; *Insulation:* lucel acetal polymer.

Rating: IEC61010 1000V Category III**, 20A, 14 to 131°F (-10 to +55°C).

***Std. Colors:** -0 Black, -2 Red.

** When plug is correctly assembled and terminated.

Do-It-Yourself 4mm Stackable Banana Plug



Model# 6721

Build your own safety stacking leads with do-it-yourself safety-sheathed 4mm stackable banana plugs.

Material: *Contacts:* nickel-plated brass, *Insulation:* lucel acetal polymer.

Rating: IEC61010 1000V Category III**, 20A, 14 to 131°F (-10 to +55°C).

***Std. Colors:** -0 Black, -2 Red.

** When plug is correctly assembled and terminated.

Kelvin Probes

Model# 6303

For 4-wire and 2-wire measurements.

Patented design for high precision rapid testing.

Gold-plated for accuracy.

Easily move from one test point to another for rapid readings.

For use with 4-wire Kelvin meters such as Agilent 34401A, and 3458A.

Rating: *For CE compliance* and for personal safety, do not hold in hand when voltages exceed 30 Vrms/ 42.4 Vpk/60 Vdc or current exceeds 8A maximum

Length: 48in (122cm)

Kelvin Lead Set with Kelvin Clips

Model# 6730

- Gold-plated Kelvin clip jaws allow 4-wire resistive measurements.
- Silicone insulated 3.3ft (1m) test lead.
- Safety sheathed straight DMM plugs for convenient bench use.
- Clips firmly grip test points for low-loss connection.

Rating: *30 Vrms/42.4 Vpk/60 Vdc 2A Max.*

Kelvin Clip Set

Model# 5940

Two gold-plated clips connect to test points for 4-wire resistive measurement.

Clips open to 0.25in (6.35mm) maximum.

Gold-plated plugs and clips.

Rating: *For CE compliance* and for personal safety, do not hold in hand when voltages exceed 30 Vrms/42.4 Vpk/60 Vdc or current exceeds 8A maximum.

Overall Length: 26.5in (67.3cm).

Do-It-Yourself In-Line Sheathed (4mm) Banana Plug and Jack



6383

6384

Model #	Type
6383-*	Plug
6383-02	
6384-*	Jack
6384-02	

- Safety-rated plugs and jacks for use with any wire from 22 to 18 AWG with flexible insulation.
- Plugs fit most sheathed DMM jacks and DMM test leads to make up your own banana plug or jack test lead or jumper.

See mating panel jacks (6387 on page 36).

Material: *Banana Plug/Jack:* brass; *Spring:* heat treated beryllium copper; *Insulation:* Santoprene®.

Attaches to wire by crimp or soldering.

Rating: IEC61010 CAT II 300V, 15A, +275°F (+135°C) max.

***Std. Colors:** -0 Black, -2 Red, -02 Black and Red (2 per pkg).

*Sold in pkgs of 10.

*see rating message at start of section.

***Color Code:** -0 Black, -1 Brown, -2 Red, -3 Orange, -4 Yellow, -5 Green, -6 Blue, -7 Violet, -8 Gray, -9 White

Find the right accessory for your test tools

Digital multimeter

FLUKE

Model Number	Pomona Recommended #1	Pomona Recommended #2	Pomona Recommended #3
179	7519A	6343	5904A
233	7519A	5900A	6172A
114/117	7519A	5900A	5673B
115	6275	6343	5543B
287	6341	5674C	6340
289	7519A	5899A	6173A
87V	5519A	5673B	4408
3000 FC	7519A	5899A	5677B
279 FC	7519A	5899A	5677B
8845A/8846A	5519A	5901B	6204A

Electrical tester

FLUKE

Model Number	Pomona Recommended #1	Pomona Recommended #2	Pomona Recommended #3
T5	6041B	6232A	5912B
T+/T+Pro	6041B	6232A	5912B
T6	6041B	6232A	5912B

Clamp meter

FLUKE

Model Number	Pomona Recommended #1	Pomona Recommended #2	Pomona Recommended #3
902/902 FC	5907A	6041B	5900A
323/324/325	5900A	7519A	5904A
353/355	5907A	6041B	5673B
370 Series/FC/381	5913	7519A	6173A

Insulation multimeter

FLUKE

Model Number	Pomona Recommended #1	Pomona Recommended #2	Pomona Recommended #3
1503/1507	5907A	6041B	5674C
1587/1587 FC	5907A	6041B	5906A

Process tools

FLUKE

Model Number	Pomona Recommended #1	Pomona Recommended #2	Pomona Recommended #3
725/726	5912B	5900A	6173A
787/789	7519A	5900A	6173A

Portable oscilloscope

FLUKE

Model Number	Pomona Recommended #1	Pomona Recommended #2	Pomona Recommended #3
190 Series II	6146	72941	72942
120B Series	6146	72941	72942

Digital multimeter

AMPROBE

Model Number	Pomona Recommended #1	Pomona Recommended #2	Pomona Recommended #3
AM-510	5907A	6041B	5673B
AM-530	5519A	5900A	5673B

Clamp multimeter

AMPROBE

Model Number	Pomona Recommended #1	Pomona Recommended #2	Pomona Recommended #3
AMP-220	5907A	6041B	5673B
AMP-330	5519A	5900A	5673B
ACD-14-PRO	7519A	5900A	6173A

Grabbers and Test Clips

Pomona Electronics' Grabber® Test Clips connect rapidly to component test leads, terminals and IC leads. Specially designed tips slide easliy onto wire-wrap terminals. And do-it-yourself Grabber test clips can be assembled quickly and easily by the user.

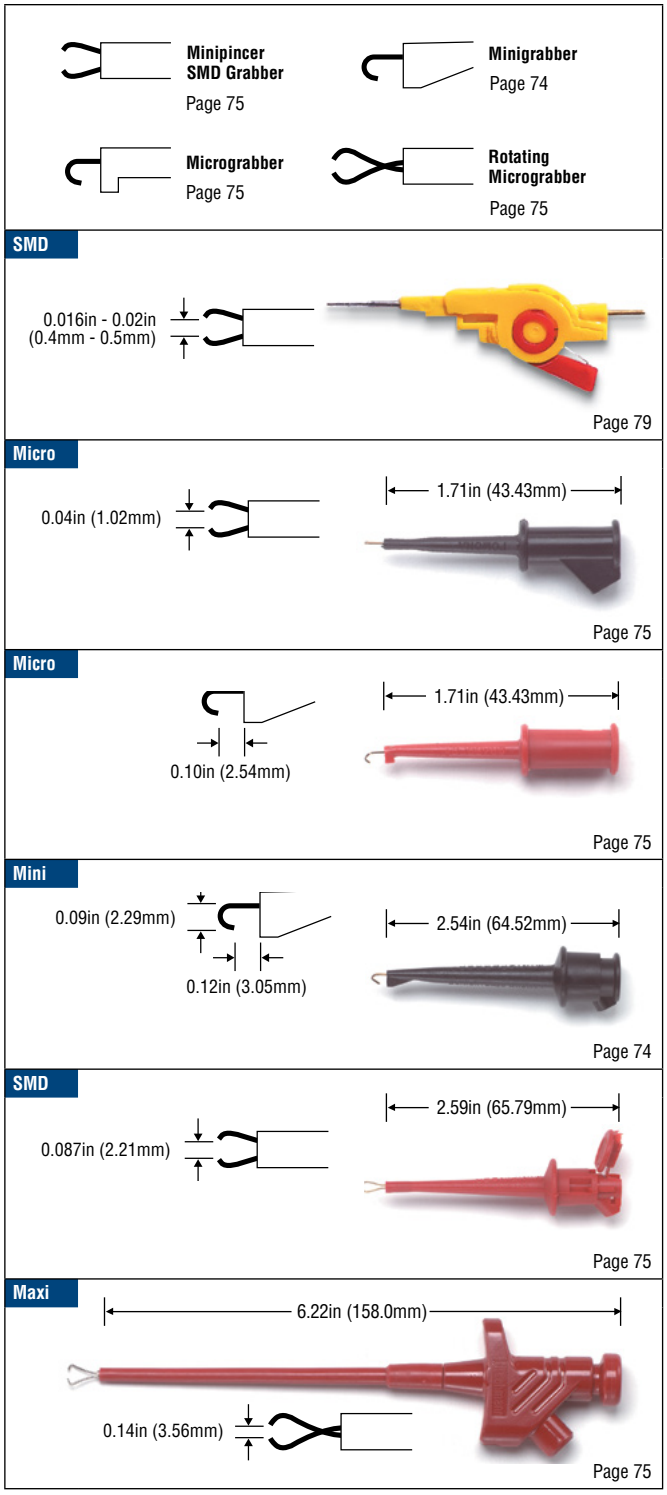

Minigrabber® Test Clip with Banana Jack

Model# 4723-*

Banana Jack built into plunger.

Overall Length: 2.54in (64.52mm).

Rating: Maximum voltage for *hands free use*: 300V. 5A, 216˚F (+102˚C) max.

***Std Colors:** -0 Black, -2 Red.

Do-It-Yourself Minigrabber® Test Clips

Model#	Max. Wire Dia.	Temperature
3925-*	0.090in (2.29mm)	216°F (102°C)
4555-*	0.144in (3.55mm)	300°F (149°C)

Overall Length: 2.35in (59.69mm).

Rating: Maximum voltage for *hands free use*: 300V. 5A, +216˚F (+102˚C) max.*

Std Colors: -0 Black, -2 Red.

Model#	Features
4176-02	Kit contains 2 pcs. of 3925, one black/one red
5522	Kit contains 10 pcs. of 3925, one of each color

Minigrabber® Test Clip with Pin Tip Jack

Model# 4826-*

A pin jack is built right into the plunger, allowing this test clip to be attached directly to the end of a pin tip patch cord. It can also be used as an adapter for test probes with 0.080in (2.03mm) tips.

Overall Length: 2.54in (64.52).

Rating: Maximum voltage for *hands free use*: 300V. 5A, 216˚F (+102˚C) max..

***Std Colors:** -0 Black, -2 Red.

Oscilloscope Probe Tip Adapter

6553

Model#	Probe Type
6553	Modular Series

- Adapter attaches directly to the oscilloscope probe tip.
- Designed for use with Micro SMD Grabber Test Clips.

Ratings: The components in this section have a hands free rating for use in controlled voltage environments. However, for CE compliance these products are not intended for hand held use at voltages above 33 Vrms/70 Vdc.

***Color Code:** -0 Black, -1 Brown, -2 Red, -3 Orange, -4 Yellow, 5 Green, -6 Blue, -7 Violet, -8 Gray, -9 White

Pomona ELECTRONICS

SMD Grabber® Test Clip with 0.025in (0.635mm) Square Pin

Model#	Features
5360	Sold Individually

Pincer type contact designed for testing 0.05in (1.25mm) lead pitches such as SOJ, SOIC and PLCC surface mounted packages.

0.15in (3.81mm) sq. access hole leads to 0.025in (0.635mm) sq. pin.

Overall Length: 1.73in (43.94mm).

Rating: Maximum voltage for *hands free use*: 150V. 0.5A, 216˚F (+102˚C) max.

***Std Colors:** -0 Black, -2 Red.

0.025in (0.635mm) Square Pin Patch Cords available, see page 53.

Do-It-Yourself SMD Grabber® Test Clips

Model#	Max. Wire Dia.
5243-*	0.090in (2.29mm)
5520	Kit containing 10 pcs of 5243 one of each color

Pincer type contact designed for testing 0.05in (1.27mm) lead pitches such as SOJ, SOIC and PLCC surface mounted packages.

Overall Length: 1.71in (43.43mm).

Rating: Maximum voltage for *hands free use*: 150V. 0.5A, 216˚F (+102˚C) max.

***Std Colors:** -0 Black, -2 Red.

Do-It-Yourself Micrograbber® Test Clips

Model#	Features
4233-*	-0 Black, -2 Red, -5 Green, -9 White

Overall Length: 1.71in (43.43mm).

Material: Gold plated brass

Rating: 150V, 3A, +216˚F (+102˚C) max.

For hook dimensions see page 74.

Micrograbber® Test Clip with 0.025in (0.635mm) Square Pin

Model#	Features
4521*	Sold individually

***Std Colors:** -0 Black, -2 Red.

Do-It-Yourself Flexible Maxigrabber® Test Clips

Model# 5830-*

Rotating pincer type contact for easier access. Standard banana jack and screw for direct wire termination.

Overall Length: 6.22in (157.9mm).

Rating: *Maximum voltage for hands free use: 250V.*

***Std Colors:** -0 Black, -2 Red.

For pincer dimensions see page 74.

Do-It-Yourself Minipincer® Test Clip

Model# 5418-*

Pincer type contact.

Overall Length: 2.59in (65.79mm).

Rating: Maximum voltage for *hands free use*: 300V. 5A, 176˚F (+80˚C) max.

***Std Colors:** -0 Black, -2 Red

For pincer dimensions see page 74.

Miniature Alligator Test Clip with 2mm Banana Jack

5788-*

Jaw Opening: 0.24in (6.10mm) max.

Overall Length: 1.57".

Rating: 45V, +80˚C (+176˚F) max.

***Std. Colors:** -0 Black, -2 Red.

Sold in pkgs of 10 per color.

Mini-alligator Clip with 2mm Jack

Model#	Color
72924-0	Black
72924-2	Red

Rating: 600V CAT II, 10A.

Medium Alligator Clip Set

New



Model#	Features
5916B	Set of 2 Clips Black and Red

Insulated clip with sheathed 0.16in (4mm) receptacle accepts flexible lead sets 5907A, 5908A, 5909A.

Jaw Opening: 0.30in (7.62mm) max.

Overall Length: 2.91in (73.9mm).

Rating: CAT II 1000V, 10A.

Large Alligator Clip Set

Model#	Features
6041B	Set of 2 Clips Black and Red
6042B-*	1 Clip

Insulated clip with sheathed 0.16in (4mm) receptacle accepts flexible lead sets 5907A, 5908A and 5909A (p. 63).

Jaw Opening: 1.0in (25.40mm) max.

Overall Length: 3.5in (88.90mm).

Rating: Conforms to IEC61010-2-031, Overvoltage CAT III, 1000V, 20A max.

Alligator Test Clip to Banana Jack, with Insulator, Solderable

Model#	Plating	Features
2240-*	Nickel	10 clips and insulators/pkg.
6567	Nickel	10 clips w/o insulators/pkg.

Jaw Opening: Alligator clip has 0.30in (7.62mm) max.

Overall Length: 2.16in (54.86mm).

Rating: Maximum voltage for *hands free use*: 150V. 5A, 122˚F (+50˚C) max.

***Std Colors:** -0 Black, -2 Red.

Sold unassembled.

SMD/Micro Format Test

Components and circuit boards are getting smaller and smaller. Pomona makes your job easier by providing clips and leads designed for micro-test, including a variety of 2mm connectors for use in tight spaces. From clips designed for chip pitches down to 0.008in (0.2mm), to patch cords, and even complete SMD test kits, Pomona has the connection you need.

SMD Multi-Use Test Kit

Model# 72928

SMD test kit designed for multiple small format test applications.

Kit includes:

1.72902-0	Micro SMD Grabber Test Clips, (Black)
2.72902-2	Micro SMD Grabber Test Clips, (Red)
3.72906-0	Mini SMD Grabber Test Clips, (Black)
4.72906-2	Mini SMD Grabber Test Clips, (Red)
5.72905-0	Clip lead for Micro SMD Grabber - 0.8mm female/4 mm female, (Black)
6.72905-2	Clip lead for Micro SMD Grabber - 0.8mm female/4 mm female, (Red)
7.5908A	Bench-top DMM Modular Test leads
8.72920-39-0	Multi-stacking 2mm safety sheathed patch cords, PVC, 100mm (39in), (Black)
9.72920-39-2	Multi-stacking 2mm safety sheathed patch cords, PVC, 100mm (39in), (Red)
10.72923-0	SMD test probe with sharp, spring mounted tip, 2mm jack, (Black)
11.72923-2	SMD test probe with sharp, spring mounted tip, 2mm jack, (Red)
12.72917-0	4mm banana plug to 2mm sheathed banana jack adapter, (Black)
13.72917-2	4mm banana plug to 2mm sheathed banana jack adapter, (Red)
14.72924-0	Mini-alligator clip with 2mm jack, (Black)
15.72924-2	Mini-alligator clip with 2mm jack, (Red)

Large Folding Test Kit Pouch

SMD High Density Circuit Test Kit



Model# 72935

SMD test kit designed for probing high density circuits.

Kit includes: 2 DMM leads with 4mm plugs, 2 test probes with spring-loaded tips, 6 micro SMD grabbers (72902), 6 adapter leads 0.8mm female to 0.4mm jack, 2 mini SMD grabbers with 4mm connectors, 2 holding rods (72903).

Micro SMD Grabber Test Clips Kit

Model#	Includes
72902	12 clips, 12 leads, 6 rods

Kit of 12 Micro SMD Grabbers in 6 colors. Grabbers are designed for easy attachment to SMD chips with pitches down to 0.008in (0.20 mm). Thin yet durable design permits attachment with close spacing in tight areas. Insulated tip minimizes shorting on adjacent pins. Gold plating for low resistance connections. Kit also includes 6 holding rods to reinforce connection positions during side-by-side measurements (order Model# 72903). In addition, kit includes 12 micro leads with 0.8mm female/0.8mm male connectors.

Micro SMD Grabber Test Clips

Model#	Color
72902-0	Singles - Black
72902-2	Singles - Red

Designed for easy attachment to SMD chips with pitches down to 0.008in (0.20 mm). Thin yet durable design permits attachment with close spacing in tight spaces. Insulated tip minimizes shorting on adjacent pins. Gold plating for low resistance connections. Holding rods available to reinforce connection positions during side-by-side measurements (order Pomona model number 72903). Order Pomona model number 72905-0 for clip lead for Micro SMD Grabber—0.8mm female/4 mm female (black) or 72905-2 (red) for easy attachment to standard test leads. 72902 includes one black and one red clip. (Black).



Clip lead for Micro SMD Grabber 0.8mm/2mm

Model#	Color
72904-0	Black
72904-2	Red

Clip lead for easy attachment of Micro SMD Grabber to test leads with 2mm plugs. 0.8mm female/2 mm female.

Clip lead for Micro SMD Grabber 0.8mm/4mm

Model#	Color
72905-0	Black
72905-2	Red

Clip lead for easy attachment of Micro SMD Grabber (Pomona 72902) or Mini SMD Grabber (Pomona 72906) to standard test leads. 0.8mm female/4 mm female.

Mini SMD Grabber Test Clips

Model#	Color
72906-0	Black
72906-2	Red

Designed for easy attachment to SMD chips with pitches down to 0.032in (0.80 mm). Insulated shaft can be bent up to 36 degrees for versatile attachment in awkward locations or close proximity to other clips. Rotating jaws increase versatility in connection and stacking. Thin (3mm) profile allows close placement to adjacent clips. Compatible with leads with 0.80 mm female connectors. Order Pomona model number 72905-0 for clip lead for SMD Mini Grabber—0.8mm female/4 mm female (black) or 72905-2 (red) for easy attachment to standard test leads.

Holding Rods for Micro SMD Clips

Model# 72903

Holding rods reinforce 72902 connection positions during side-by-side measurements. (10/pkg).

Mini SMD Grabber Test Clip with Lead and 2mm Jack

Model#	Color
72907-20-0	Black
72907-20-2	Red

Mini SMD Grabber Test Clip (Pomona 72906) with 20 inch (50cm) lead and 2mm Jack.

SMD Test Probe with Sharp, Spring Mounted Tip

Model#	Color
72923-0	Black
72923-2	Red

SMD test probe with sharp, spring mounted tip and 2mm jack. Provides ultra-fine control for probing high density SMD circuits. Very fine 0.03in (0.7mm) diameter stainless steel tip is spring-mounted for controlled pressure. Removable, clear IC insulator cap prevents shorting of adjacent IC loges. Sheathed 2mm receptacle adapts to 2mm test leads and adapters.

Rating: 600V CAT III, 1A.

Mini SMD Grabber Test Clip with Lead and 4mm Jack

Model#	Color
72929-20-0	Black
72929-20-2	Red

Mini SMD Grabber Test Clip (Pomona 72906) with 20 inch (50cm) lead and 4mm Jack for easy attachment to DMM leads.

Do-it-yourself 2mm Stackable Safety Sheathed Plug

Model#	Color
72925-0	Black
72925-2	Red

Rating: 600V CAT II 10A.

Multi-stacking 2mm Safety Sheathed Patch Cords

Model#	Length	Color
72920-20-0	20in (50cm)	Black
72920-20-2	20in (50cm)	Red
72920-39-0	39in (100cm)	Black
72920-39-2	39in (100cm)	Red

Multi-stacking 2mm safety sheathed male/male patch cords, PVC.

Rating: 600V CAT II, 10A max.

2mm Safety Sheathed Patch Cords

Model#	Length	Color
72919-39-0	39in (100cm)	Black
72919-39-2	39in (100cm)	Red

2mm safety sheathed male/male patch cords, PVC.

2mm/4mm Male-male Test Leads



Model#	Length	Color
72936-0	3.9in (99.1mm)	Black
72936-2	3.9in (99.1mm)	Red

Provides a quick and easy configuration between a 4mm sheathed banana jack to a 2mm sheathed banana jack.

Mini-alligator Clip with 2mm Jack

Model#	Color
72924-0	Black
72924-2	Red

Rating: 600V CAT II, 10A.

Rotating Micrograbber® Test Clip with Two 0.025in (0.635mm) Square Pins

Model#	Features
5790-*	Sold individually

Use when testing IC leads at 0.05in (1.25mm) pitch or in other tight situations. Pincers rotate for ease of access.

Overall Length: 2.12in (53.85mm)

Rating: 33 Vrms/70 Vdc

***Std Colors:** -0 Black, -2 Red.

Micro SMD Grabber® Test Clip for 0.05 to 0.01in (1.25 to 0.2 mm) Lead Pitch

Model#	Profile Height	Lead Pitch	Tip	Qty	Colors
6442	0.28in (7mm) low	0.05 -0.01in (1.25 -0.3mm)	Long	10	10
6351	0.55in 14mm	0.03 -0.01in (0.85 -0.2mm)	Long	10	2
6352	0.55in 14mm	0.05 -0.01in (1.25 -0.3mm)	Long	10	2
6353	0.55in 14mm	0.05 -0.01in (1.25 -0.3mm)	Short	10	2



- Use with PQFP, SOIC, TSOP and SSOP packages with lead pitches down to 0.01 to 0.02in (0.2 to 0.5 mm).
- Thin body allows an unlimited number of clips to be stacked side by side.
- Maximum frequency is 100MHz.

Rating: *For CE compliance* and personal safety, do not hold in hand when voltages exceed 30 Vrms/42.4 Vpk/60 Vdc or current exceeds 8A mximum.

Maximum voltage for *hands free use*: 70 Vrms max.

Supplied with female to male flying leads.

2mm Safety Sheathed Jacks

Model#	Color
72921-0	Black
72921-2	Red

2mm safety sheathed jack with 1.9mm wire wrap connecting pin.

Materials: *Contacts:* Nickel plated brass. *Insulation:* Polyamide.

Rating: 600V CAT II, 10A.

2mm Safety Sheathed Jack with Solder Tab

Model#	Color
72922-0	Black
72922-2	Red

Materials: *Contacts:* Nickel plated brass, *Insulation:* Polyamide.

Rating: 600V CAT II, 10A.

4mm Safety Banana Jack to 2mm Banana Plug Adapter

Model#	Color
72914-02	One Black and One Red
72914-0	Black
72914-2	Red

Accepts 4mm safety-sheathed banana plugs. 10/pkg.

Rating: 33 Vac/70 Vdc, 36A

4mm Banana Plug to 2mm Sheathed Banana Jack Adapter



Model#	Color
72917-0	Black
72917-2	Red

Accepts 2mm safety-sheathed banana plugs. 10/pkg.

Rating: 33 Vac/70 Vdc, 10A.

Oscilloscope Probes and Accessories

Pomona's oscilloscope probes give you the full range you need designed, rated, and specified to match the bandwidth of your instrument, they provide you with full voltage read-out over the entire rated bandwidth of each probe.

Modular Passive Oscilloscope Probes

Featuring a new, compact, ergonomically designed probe handle, these modular general purpose passive voltage probes are ideal for use with a wide variety of oscilloscopes. They also feature a spring-loaded, pogo-pin replaceable tip. The fine tip probes are perfectly suited for probing high-density chip leads with less than 0.060in (1.52mm) spacing. Modular in design, the probe handle is capable of receiving a variety of spring-loaded and fixed tips, providing greater testing versatility. An affordable, versatile probe for many uses.

Probe sets includes the probe, BNC adapter, ground blade, 8.7in (22cm) ground lead, IC tip adapters with 0.8mm to 1.27mm pitch, insulating tip, protection cap, solid tip, spring tip, sprung hook, trimmer tool, 2 footer positioner, and complete set of instructions and specifications.

Model#	Probe Ratio	Maximum Input Voltage CAT II[1]	Recommended Scope Bandwidth MHz	Bandwidth MHz (-3dB) (Probe)	(System)	System Risetime (ns)	Probe Input Resistance (MΩ)	Probe Input Capacitance (pF)	Compensation Range (pF)	Readout Actuator[2]	Cable Length
6491	1:1	55 V	60	30	-	< 12	1	< 39.5	-	-	4ft (1.2m)
6493	10:1	300 V	60	150	-	< 2.4	10	< 12.5	15 - 40	No	4ft (1.2m)
6494	10:1	300 V	60	150	-	< 2.4	10	< 12.5	15 - 40	Yes	4ft (1.2m)
6495	10:1	300 V	100	250	-	< 1.4	10	< 12.5	10 - 35	No	4ft (1.2m)
6496	10:1	300 V	350	-	350	< 1	10	< 14.5	10 - 35	No	4ft (1.2m)
6497	10:1	300 V	350	-	350	< 1	10	< 14.5	10 - 35	Yes	4ft (1.2m)
6498	100:1	1000 V	500	-	400	< 0.9	50	< 7.5	10 - 50	No	6.6ft (2m)
6499	1:1 10:1	55 V 300 V	60	20 150	- -	< 18 < 2.4	1 10	< 78 < 13	- 15 - 40	No	4ft (1.2m)
6500	1:1 10:1	55 V 300 V	100	30 250	- -	< 12 < 1.4	1 10	< 80 < 13	NA 10 - 35	No	4ft (1.2m)

Replacement Accessory Kit: 73040

Kit includes:
Retractable Hook Tip
BNC Adapter
Insulating Tip
Trimmer Tool
8.7in (22cm) Ground Lead with Alligator Clip
1 ea. Rigid Probe Tip
1 ea. Spring Probe Tip

Oscilloscope Probe Tip Adapter Model# 6553



This adapter provides an easy, fast, and reliable way to connect your oscilloscope probe to IC test adapters, test clips and grabbers using 0.025in (0.635mm) connection pins.

Pomona adapters with 0.025in (0.635mm) pins

5360
5790
6351
6352
6353
6490
6442



All "IC" test clips

[1] **Rating:** Per IEC61010-031. Maximum voltage allowed on the low or ground connection including shell and housing must not exceed 30V.
[2] Any oscilloscope that uses the Tektronix® style range actuator

Microline Passive Oscilloscope Probes

500 MHz X10 Passive Voltage Probe 4ft (1.2m) cable, 500V peak.

The perfect solution for accessing hard-to-reach test points, particularly fine pitch IC leads. The Microline Probe features a 500 MHz X10 passive voltage probe compactly designed for on-the-go field service or in the lab.

Pomona adapters with 0.025in (0.635mm) pins

5360
5790
6351
6352
6353
6490
6 442
All "IC" test clips

Replacement Accessory Kit: 73040

Kit includes:
Retractable Hook Tip
BNC Adapter
Insulating Tip
Trimmer Tool
8.7in (22cm) Ground Lead with Alligator Clip
1 ea. Rigid Probe Tip
1 ea. Spring Probe Tip

Oscilloscope Probe Tip Adapter Model# 6553



This adapter provides an easy, fast, and reliable way to connect your oscilloscope probe to IC test adapters, test clips and grabbers using 0.025in (0.635mm) connection pins.

Model#	Probe Ratio	Maximum Input Voltage CAT I[1]	Recommended Scope Bandwidth MHz	System Bandwidth MHz (-3dB)	System Risetime (ns)	Probe Input Resistance (MΩ)	Probe Input Capacitance (pF)	Compensation Range (pF)	Readout Actuator[2]	Cable Length
6551	10: 1	300 V	500	500	< 0.7	10	< 11	10 - 20	Yes	4ft (1.2m)
6554	10: 1	300 V	500	500	< 0.7	10	< 11	10 - 20	No	4ft (1.2m)

[1] **Rating:** Per IEC61010-031. Maximum voltage allowed on the low or ground connection including shell and housing must not exceed 30V.
[2] Any oscilloscope that uses the Tektronix® style range actuator

Insulated Oscilloscope Probes for Portable Applications



Features

- With a CAT II, 600 V (CAT III, 300 V) rating, these probes are perfect for use with portable oscilloscopes.
- And with a 500 MHz bandwidth, these probes provide plenty of headroom for those high frequency measurements.
- Fully Insulated.
- Meets IEC 61010-031.
- Ergonomic Design with Comfort Grip.

Accessories Included

- Push-On Hook Clip.
- Push-On Reference Contact.
- Reference lead with alligator clip for the connection to the 0.2 mm safety socket in the handle.

Model#	Probe Ratio	Maximum Input Voltage CAT II[1]	Bandwidth (MHz)	Input Resistance (MΩ)	Input Capacitance (pF)	Approximate Risetime (ns)	Compensation Range (pF)	Cable Length
72940-*	10: 1	600 V	500	10	13	1	10 - 30	4ft (1.2m)
72941 (set)	10: 1	600 V	500	10	13	1	10 - 30	4ft (1.2m)
72942	See page 65							

[1] Derated with frequency.
[2] For oscilloscopes with 1MΩ input resistance.
*Standard Colors: -2 Red, -8 Gray

Audio/Video/Broadcast

Whether setting up your own home theater or looking for connectors for that next broadcast event, Pomona audio/video/broadcast accessories get you connected reliably. From F connectors to phono jacks, look to Pomona for parts you can depend on.

BNC Female to Phono (RCA) Male

Model# 5319

Rating: Maximum voltage for *hands free use*: 500 Vrms, 216˚F (+102˚C) max.

BNC: *Center Contact:* gold-plated.

BNC Male to Phono Jack

Model# 4054

Rating: Maximum voltage for *hands free use*: 500 Vrms, +257˚F (+125˚C) max.

F Adapters and PCB Mount Connector



Model#	Description
6802	F (F/F) Bulkhead adapter

Material: This 75 Ω connector is designed for fast installation with no crimping. Connector is precision machined brass with nickel plating and gold plated center contact.

BNC Female to 1/4in (6.35mm) Phone Plug



Model# 1297

Rating: Maximum voltage for *hands free use*: 500 Vrms, +257˚F (+125˚C) max.

Convert 2 conductor audio jacks to BNC.

BNC Female to Two Conductor, 0.14in (3.5mm) Dia. Mini Phone Plug

Model# 3837

Rating: Maximum voltage for *hands free use*: 500 Vrms, +257˚F (+125˚C) max.

Convert 2 conductor audio jacks to BNC.

1/4 in, PC Board Mount Phone Jacks



Model#	Type
7158	PC board mount, 3-conductor
7159	PC board mount, 2-conductor
7160	PC board mount, 3-conductor

PC board mounts for connection with standard commercial phone plugs. Solderable with nickel silver contacts.

BNC Male to 1/4in (6.35mm) Two Conductor Phone Jack

Model# 4043

Rating: Maximum voltage for *hands free use*: 500 Vrms, +257˚F (+125˚C) max.

Convert 2 conductor phone plugs to BNC.

F Within Series Adapters



Model#	Type
6712	F (m/f) Right angle
6713	F (m/f) In line, Push-on

Material: Machined, nickel-plated brass

Phono Jack to Double Stacking Banana Plug



Model# 1442

Rating: Maximum voltage for *hands free use*: 500 Vdc, +122˚F (+50˚C) max.

Permits phono plug to be used with equipment having standard banana jacks or binding posts.

1/4 in Plug/RCA Jack

6878

Two pole mono-to-mono adapters in easy-to-use configurations. Contacts are nickel-plated brass.

RCA (phono) Jack



6880

Sleek silver and gold compact design. Handles up to 6.0mm (0.24in) O.D. cable. Body is made of die cast zinc alloy with tarnish resistant nickel-plating. Contacts are gold-plated brass.

RCA (phono) Plug

6881

Sleek silver and gold compact design. Handles up to 6.0mm (0.24in) O.D. cable. Body is made of die cast zinc alloy with tarnish resistant nickel-plating. Contacts are gold-plated brass.

1/4in (6.35mm) Phone Jack to Double Stacking Banana Plug



Model# 4044

Rating: Maximum voltage for *hands free use*: 500 Vrms, +122˚F (+50˚C) max.

2 conductor 0.25in (6.35mm) dia. phone jack.

Automotive

Offering a variety of test accessories designed specifically for the automotive environment, Pomona simplifies automotive diagnostics. Pomona automotive accessories give you access to wiring or cables in congested engine compartments, under-dash wiring harnesses, and other generally hard-to-reach places.

Insulation Piercing Clip Sets

6405

Model#	Features	Colors
6405	Attach to test leads	Set of red/black
6413	Attach to 0.080in (2.03mm) Probe tip	Set of red/black

- Double V block centers wire.
- 6405, 6413: set of 2, (red and black jacks).
- Bright yellow for easy location.
- Attach to test leads.

Rigid Backprobe Pin



Model# 6262-02

- Sharp point to pierce insulation or weather boot up to 2in (50.8mm) deep.
- For low voltage use < 30V.
- Set of 2 (red + black).
- Fits comfort-grip style and modular probes 6232A and 6479.

Insulation Piercing Maxigrabber® Test Clip Set

Model# 5913

- Insulated probe for hard to reach test points.
- Set of 2, red and black.

Test Connector Adapter Set



Model# 6481

- Full set of pin and socket adapters
- 18 piece set includes one black and red pin and socket of each size.
- Contact sizes: 0.03in (0.75mm), 0.04in (1mm), 0.06in (1.5mm), 0.10in (2.5mm).
- Includes Silicone insulated 4ft (1.22m) leads to fit most DMMs from Fluke, Amprobe, Greenlee and others.

Test Lead Rack

Model# 4408M

- Magnetic, attach to tool box or other steel cabinet.
- Neat storage for leads.
- Easy access.

Coaxial Lead Set Lead Set

Model# 6534

- Complete set of coaxial leads.
- Molded strain relief.
- Seven piece set from 1 to 10ft (0.3 to 3.05m).
- Standard BNC connectors fit oscilloscopes and other instruments.

Basic Backprobe Pins

Model# 6411

- Make connection to terminals inside connectors up to 1in (25.40mm) deep.
- For low voltage use < 30V.
- Pkg of 10.

IC Test Clips and Adapters

Innovative solutions. Pomona Electronics' IC Test Clips—signed for your chip. Uniquely designed for testing surface mount devices—easily, securely and successfully. Low-profile fine-pitch chips, densely populated boards, or vertical boards, POMONA test clips connect you with confidence.

How to Measure or Calculate the Critical Dimension for Your QFP Test Clip

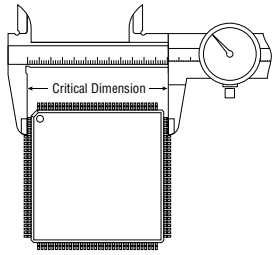

Measure Critical Dimension with calipers parallel to the plane of the PCB

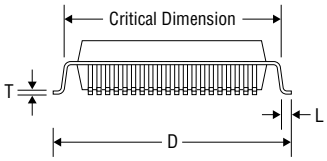

Critical Dim. C = D - 2 (L - T)

Test Clip Selection Made Easy

To select the Pomona IC Test Clip specifically designed for your chip, find the table for your chip type and follow the selection procedure outlined in this section.

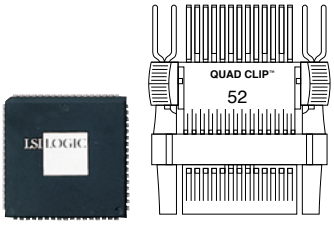





PLCC

To find your PLCC Quad Clip® test adapter, see PLCC table on page 85 and reference the following characteristics of your target chip:

1. Number of Leads
2. Body Size

DIP

To find your DIP test clip, see DIP table on page 86 and reference the following characteristics of your target chip:

1. Number of Leads
2. Test Clip Contact Style (see Fig. 1 and 2, page 86)

SOIC/SOJ

To find your SOIC Clip® test clip, see SOIC/SOJ table on page 86 and reference the following characteristics of your target chip:

1. Number of Leads
2. Confirm Body Width Compatibility
3. For Lower and Top Test Clip Width (see Fig. 1, 2 and 3, page 86)

PLCC Test Clips

Pomona's low-cost Quad Clip® test clips quickly lock onto J-leaded PLCCs, providing easy access for testing surface-mounted devices. PLCC test clips attach to PLCC chips with a sliding cam that clamps onto the chip body. Access to chip leads is provided by 0.025in (0.635mm) pins at 0.100in (2.54mm) spacing. Pomona offers a Quad Clip® test clip to fit all currently available PLCC chip sizes.

Lead Pitch: 0.050in (1.27mm)



	X Min.	Y Min.
Single Testing	0.120in (3.1mm)	0.110in (2.8mm)
Adjacent Testing	0.325 (8.3mm)	0.285 (7.2mm)

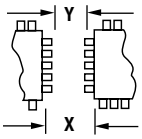



Model#	No. Leads	Lead Pattern	Body Size	Typical Applications
5279	20	5 X 5	0.36in X 0.36in (9.14mm x 9.14mm)	Intel 85C220
5280	28	7 X 7	0.46in X 0.46in (11.68mm x 11.68mm)	Intel 5C60, 85C224, Philips 8XC751, Raytheon TMC1173
5733	32	7 X 9	0.46in X 0.56in (11.68mm x 14.22mm)	AMD 29F040, Xicor X28TC256, Cypress CY7B991
5281	44	11 X 11	0.63in X 0.63in (16.00mm x 16.00mm)	AMD MACH110, 80C88, Seimens SAB-C501
5312	52	13 X 13	0.75in X 0.75in (19.05mm x 19.05mm)	Intel 87C196, 87C196, Motorola 68008
5401	68	17 X 17	0.95in X 0.95in (24.13mm x 24.13mm)	Intel 80C188, AMD MACH220, Hitachi H8/330
5402	84	21 X 21	1.15in X 1.15in (29.21mm x 29.21mm)	AMD MACH130, Altera EPF8452, Cirrus Logic CLi6005
5515A	20-84	–	–	PLCC Clip Kit containing 1 of each size PLCC Clip

DIP Test Clips

Fig. 1

Fig. 2

Model#	No. Leads	Chip Width	Contact Style	Contact Material	Typical Applications	Fig.
5014	14	0.3in (7.62mm)	Closed	Nickel Silver	–	1
5114	14	0.3in (7.62mm)	Open	Nickel Silver	–	2
3916A	16	0.3in (7.62mm)	Closed	Nickel Silver	Analog Devices AD7715	1
5220	20	0.3in (7.62mm)	Open	Gold Plate	–	2

Pomona DIP Test Clips provide fast, reliable and secure connections to socketed and through-hole DIP chips. Available in two styles, DIP Test Clips give you the option of full coverage of clip contacts for maximum durability or open contacts at the board level for easier access to chip leads.

Fig.1: Spring-actuated clip features gold-plated beryllium copper or spring-tempered nickel silver pins to assure positive contact in a firm wiping action for hands-free testing.

Fig. 2: Clip features same construction as Figure 1 except for an opening on the outside of the contact housing to permit probing while the clip is attached to the DIP.

SOIC/SOJ Test Clips

SOIC Clip® test clips feature a narrow-profile design that makes testing SOIC and SOJ chips on densely-populated boards easier and safer.



Fig. 1

Fig. 2

Fig. 3

Fig. 1:
Spring-loaded SOIC Clip® attaches to target chip and holds on with spring pressure against the chip body. Contacts on top of the clip are 0.025in (0.635mm) pins at 0.10in (2.54mm) spacing. Designed to attach to surface-mounted chips with either gull wing or "J" leads.

Fig. 2:
This 14-pin clip features a slider that presses the contact housings against the chip and provides a more secure connection on surface mounted chips with gull wing or "J" leads. Compact design is ideal for testing on densely-populated boards.

Fig. 3:
New 32-, 40- and 44-pin SOIC/SOJ test clip is a new design of the spring-loaded clip that features double-row .025 wire wrap pins for easy connection to ribbon cable. This clip will fit all SOIC/SOJ chips between 0.30in (7.62mm) and 0.60in (15.24mm) width.

Lead Pitch: 0.050in (1.27mm).

Model#	No. Leads	Lower Width (A)	Body Widths	Top Width (B)	Typical Applications	Fig.
5250	8	0.26in (6.60mm)	0.15in to 0.3in (3.81mm to 7.62mm)	0.430in (10.92mm)	Analog Devices AD834JR, Triquint TQ9122N	1
5251	14	0.410 (10.41mm)	0.15in to 0.3in (3.81mm to 7.62mm)	0.755in (19.18mm)	Motorola HCT08A, Philips 74HC125	1
5252	16	0.460 (11.68mm)	0.15in to 0.3in (3.81mm to 7.62mm)	0.830in (21.08mm)	Maxim MAX791, Microlinear ML6509, AMD 26LS31	1
5253	20	0.560 (14.22mm)	0.15in to 0.3in (3.81mm to 7.62mm)	1.030in (26.16mm)	Linear Tech. LT1130, Maxim MX7226, Motorola HCT373A	1
5254	24	0.660 (16.76mm)	0.15in to 0.3in (3.81mm to 7.62mm)	1.230in (31.24mm)	Altera EP610APC, Linear Tech. LT1130, Motorola MC22V10S	1
5437	28	0.760 (19.30mm)	0.15in to 0.3in (3.81mm to 7.62mm)	1.430in (36.32mm)	Texas Inst. SN74F32D, Altera EPM5032, Raytheon TMC1171	1
6107	32	0.870 (22.10mm)	0.30in to 0.60in (7.62mm to 15.24mm)	0.870in (22.10mm)	Toshiba TMPN3120, Hitachi HM628128, NEC D431000AGW	3
6108	40	1.070 (27.18mm)	0.30in to 0.60in (7.62mm to 15.24mm)	1.070in (27.18mm)	–	3
5514	–	–	–	–	SOIC Clip® Test Kit contains 1 each 8 - 28 pin clips	



Static Control Products

Working with static sensitive devices? Pomona enables you to work with confidence when using our static control accessories. Whether you choose to purchase our selection of grounding systems or build your own ESD set-up, Pomona gives you a variety of individual accessories. Our accessories also make a perfect addition to our Test Companion Kits.

Large Service Kit

Model# 6088

Provides a larger working area than Model 6087. This kit provides a static-safe 24in x 24in (609.6mm x 609.6mm) laminated red vinyl mat. The mat includes a 10mm snap socket and two 8in x 11in (203.2mm x 279.4mm) pockets. Carry those often used tools right with the mat. A common point ground connector with two Banana Plug Jacks and a 15ft (4.5m) ground lead. An adjustable elastic wrist strap and a resistive coil cord complete the kit. Folds down to fit into your tool box.

Field Service Kit

Model# 6087

A complete and durable service kit for static sensitive work. Features a static-safe 18in x 22in (460mm x 558.8mm) laminated red vinyl mat. The kit includes a mat with two 0.39in (10mm) snap sockets, common point ground connector with two Banana Plug Jacks and a 15ft (4.5m) ground lead, an adjustable elastic wrist strap and a resistive coil cord. Folds down to fit into your tool kit.

Model# 6088 and 6087

Mat Color: Red.

Thickness: 0.018in (0.46mm).

Surface Resistivity: 108 to 109Ω/Sq.

Volume Resistivity: 109Ω cm.

Static Decay: 0.01sec 5000V to 0V 12%RH.

Ring Terminal

Model# 5531

Attach this terminal to table or cabinet to create a banana jack for grounding wrist strap. Screw hole accepts up to #10 screw.

Wrist Strap Tester

Model# 6086

Test any wrist strap connected to utility ground with a simple touch. The tester has two Banana Plug Sockets for Wrist Strap cord attachments. Once connected, the user simply touches the unit and a green light and audible sound indicate a proper ground. (Audible indicator has selectable on or off).

The tester can be mounted near your work area with Velcro® strips (supplied) or, using an integral button 10mm snap stud, attached directly to your static-safe work mat. Powered by a 120 Vac wall adapter (supplied), the tester has a "Power on" indicator. It is practical for both a quick test or as a continuous ground point connection. UL listed.

Touch Type On-Demand Tester and Common Point Ground.

Antistatic Ground Cord

Model# 5534

This patch cord features a molded-in 1 Megohm resistor at the snap end. The 5534 has a straight banana plug. Nominal extended length is 72in (183cm).

Stacking Snap Banana Jack

Model# 5532

Attach this jack to either banana snap stud (male) or banana snap socket (female). It allows multiple attachment to the same grounding point. Snap is 3/8in (9.52mm).

Material: High conductivity copper with tin plated finish.

Adjustable Elastic Wrist Strap

Model# 6081

An adjustable, one size fits all, wrist strap. The wristband features a dual stainless steel cam that securely locks the plastic band, but allows easy adjustment without tools. The washable fabric band has silver impregnated nylon threads knitted into its inner surfaces. Only non-allergenic stainless steel and silver touch the skin. Standard 4mm snap stud allows attachment to resistive coil cords (Pomona modles 5534 and 6085). Wrist circumference: 2.5in (64mm) to 13in (330mm).(183cm).

Wrist Straps

Model#	Size	Circumference – Min.
6083	Adjustable	5.5in (139mm) 13in (330.2mm)

Made of non-allergenic stainless steel, each link has a 0.08in (2mm) PVF film laminated on top for electrical insulation. Quick and easy adjustment without tools, the wrist strap will fit most users. A standard 0.16in (4mm) snap stud allows attachment to resistive coil cords.

Material: *Band:* Stainless steel/PVF Insulation.

Cover: Thermoplastic.

Wrist Circumference: 5.5in to 13.0in (139.7mm x 330.2mm).

Width: 0.63in (16.0mm).

Adjustable Metal Wrist Strap Kit

Model# 6084

Complete wrist strap kit features the adjustable metal wrist strap. Also included: Resistive Coil Cord (1MΩ resistor molded in) extendable to 6ft (1.8m) with a Straight Banana Plug and Alligator Clip.

Adjustable Elastic Wrist Strap Kit

Model# 6082

A complete wrist strap kit features adjustable elastic wrist strap. Also included: Resistive Coil Cord (1MΩ resistor molded in) extendable to 6ft (1.8m) with a Straight Banana Plug and Alligator Clip.

Telecom Products

Accuracy and repeatability—Pomona connects to the telecom industry with an impressive selection of test accessories. Ideal for network testing, troubleshooting, leave-in-the-line patching, or system prototyping, Pomona Electronics' traditional reliability adds up to the quality connection telecom professionals demand.

True 75Ω BNC Male Cable



Model#	Length
6510-V-12-0	12in (0.3m)
6510-V-24-0	24in (0.6m)
6510-V-36-0	36in (0.9m)
6510-V-48-0	48in (1.2m)
6510-V-60-0	60in(1.5m)
6510-V-72-0	72in (1.8m)

BNC connectors are perfectly matched to 75Ω impedance for superior VSWR and return loss performance.

Ideal for digital video and telecommunication applications.

Cable Type: High Flex, Multi-strandcenter conductor, RG59 Type, Black.

True 75Ω BNC Cable (Transmit/Receive)

Model#	Length	Color
6510-V-72-2	72in (1.8m)	Red
6510-V-72-6	72in (1.8m)	Blue

Cable and Strain Relief are color coded red and blue for easy identification of transmit and receive lines.

Cable Type: High Flex, Multi-strand center conductor, RG59 Type.

75Ω BNC Male to Mini-WECO (440) Connector Cable

Model#	Length
6515-96	96in (2.4m)

Cable Type: RG59 Type.

Piercing Clip Styles for Test Leads and Patch Cords

Bed of Nails/Single Needle

Small wire and single penetration of heavier wire.

Bed of Nails

Small wire penetration.



Ratings: The components in this section have a hands free rating for use in controlled voltage environments. However, for CE compliance these products are not intended for hand held use at voltages above 33 Vrms/70 Vdc.

Piercing Clips to Sheathed Banana Test Leads

Model#	Clip Type	Length
6483-48-02	Bed of Nails and Single Needle	48in (1.2m)

Pierces 19 to 26 AWG Wire.

Wire: 18 AWG Silicone Test Lead Wire.

For use with DMM's from Fluke, Wavetek (Meterman), Amprobe, Greenlee and others.

***Colors:** -02 includes both Black and Red.

Two Single Bantam Plugs to RJ48/RJ45 Connectors

Model#	Length
6320-96	96in (2.4m)

Bantam Plug: Nickel-plated brass.

Rating: Maximum voltage for *hands free use*: 300 Vrrms.

Cable Type: 2 and 4 Conductor Shielded Twisted Pair. Bantam "Y" (Tx and Rx) to RJ48 modular plug.

Pin out: 1-Ring, 2-Tip, 4-Ring, 5-Tip.

Bantam Plug to Two Alligator Clips

Model#	Length
5026-36	36in (0.9m)
5026-60	60in (1.5m)



Bantam Plug:
5026: Unplated brass.
5026N: Nickel-plated brass.

Rating: Maximum voltage for *hands free use*: 150 Vrms, +122˚F (+50˚C) max.

Cable Type: 2 Conductor Shielded Microphone, 0.180in (4.57) O.D.

Bantam Plug Patch Cord

Model#	Length
4279-12	12in (0.3m)
4279-24	24in (0.6m)
4279-36	36in (0.9m)
4279-48	48in (1.2m)
4279-60	60in (1.5m)
4279-72	72in (1.8m)

Bantam Plug:
4279: Unplated brass.
4279N: Nickel-plated brass.

Rating: Maximum voltage for *hands free use*: 300 Vrms: 300 Vrms*, +122˚F (+50˚C) max.

Cable Type: 2 Conductor Shielded Twisted Pair, 0.180in (4.57mm) O.D.

Bantam Plug to Double Banana Plug, Balanced Line

Model#	Length
4281-60	60in (1.5m)

Bantam Plug: Unplated brass.

Rating: Maximum voltage for hands free use: 500V Peak, +131˚F (+55˚C) max.

Cable Type: 2 Conductor Shielded Microphone, 0.180in (4.57mm) O.D.

WE310 Plug to Two Alligator Clips

Model#	Length
3352N-A-60	60in (1.5m)

WE310 Plug:
3352: Unplated brass.
3352N: Nickel-plated brass.

Rating: Maximum voltage for *hands free use*: 150 Vrms., +122˚F (+50˚C) max.

Cable Type: 2 Conductor Twisted Pair, 0.250in (6.35mm) O.D.

BNC Female to Bantam Phone Plug

Model# 4719

Rating: Maximum voltage for *hands free use*: 500V Peak, +122˚F (+50˚C) max.

Convert Bantam style jacks to BNC.

*see rating message at start of section.

Category Index

Pomona ELECTRONICS

Category	Page#
Adapters	
Adapter Accessories	8-30
Adapter Kit, Coaxial Cable	17-18
Banana Jack and Plug [see separate Banana Plugs & Jacks section]	31-44
Banana to Connector Pin and Socket	44
Banana to Pin Tip	43
BNC Dust Cap	20
BNC to 1/4in Phone Plug	82
BNC to 3.5mm Plug	82
BNC to Banana Plug	19
BNC to Bantam	90
BNC to Binding Post	19
BNC to BNC	18, 20-21
BNC to F	28
BNC to Mini Phone Plug	82
BNC to N	18, 29
BNC to Phone Plug	29, 82
BNC to Phono Jack	29, 82
BNC to SMA	17, 28
BNC to TNC	29
BNC to Triax	29
BNC to UHF	29
Coaxial Adapters and Kits	17-18
Coaxial Connectors and Adapters	17-30
F to F	23, 83
N to N	18, 24
Oscilloscope Probe Tip	80-81
Phone Plug 1/4in to Banana Plug	82
Phone Plug to Banana Plug	82
Pin Tip to Banana	42
Safety Banana Jack to Banana Plug	32
SMA to "N"	17-18, 28
SMA to SMA	16, 22
SMA to SMB	28
SMA to TNC	28
Terminal Strip to Banana Jack	37
Test Probe, DMM	60-71
TNC	17, 30
Triax to Triax	25
Triaxial	25, 29
Type N to BNC	18, 29
Universal Kits	17-18
Alligator Clips, Regular Size	
To Banana Jack	69, 75
Breakout to BNC	13-14, 16
Extra Large	69, 75
Patch Cord to Alligator Clip	49-53
Patch Cord to Bantam	90
Patch Cord to BNC	13-14, 16
Alligator Clips, Mini	
To 2mm Banana Jack	75, 79
Breakout to BNC	16
Patch Cord to Banana, double	49
Patch Cord to Banana, single	52
Patch Cord to Mini Alligator Clip	52
Attenuators	
BNC Attenuator	20
Audio	
Audio	82-83
Automotive	
Automotive	84
Backprobe Pin	84
Connector Test Probe	84
Connector Test Socket	84
Lead Holder	84
Piercing Probes	84
Test Pins and Sockets	84

Category	Page#
Banana Plugs and Jacks (Binding Posts too)	
Banana Jack Mounting Base	39
Banana Jack, panel mount with wire wrap	36, 41
Banana Jack to Banana Jack	32, 69
Banana Jack to Miniature Banana Plug	43
Banana Jack Miniature Panel Mount	41
Banana Jack Panel Mount	41
Banana Miniature Plug Panel Mount	39-40
Banana Miniature Plug Shorting Bar	40
Banana Plug Panel Mount	34
Banana Plugs and Jacks	31-43
Banana Shorting Bar	32
Binding Post	35, 37, 38
Binding Post, Double	37-38
Binding Post Miniature	41
Binding Post Mounting Base	39
Binding Post Shorting Bar	38
Binding Post, Spring Loaded	35, 38
Binding Post to Banana Plug	43
Connector Test Probe	44
Connector Test Socket	44
Coupler	32, 69
Double Banana Plugs	31
Double Banana Jacks, Panel Mount	36
Low Thermal	44
Miniature Banana Jack	41, 43
Miniature Banana Plug	38-40, 43
Nut, Hex	39
Pin Tip Jack Panel Mount	42
Safety Banana Jack to Banana Plug adapter	32
Safety Banana, Jacks	36-37
Safety Banana, panel mount	36
Safety Banana Plugs	32-33, 35
Safety Banana Plug, right angle	32
Safety Banana Plug, stackable	32
Solderless Banana Plug, double	31
Solderless Banana Plug, single	33
Solderless Banana Plug, triple	32
Solderless Mini Banana Plug, double	40
Solderless Mini Banana Plug, single	40
Solderless Mini Banana Plug, triple	39
Spade Lug	44, 69
Stackable Banana Plug, double	31
Stackable Banana Plug, single	33
Stackable Banana Plug, triple	32
Stackable Binding Post, double	37
Stackable Mini Banana Plug, double	40
Stackable Mini Banana Plug, single	40
Stackable Mini Banana Plug, triple	39
Test Pins and Sockets	44
Triple Banana Plugs	32
Triple Banana Jacks, panel mount	36
Boxes and Enclosures	
Boxes and Enclosures	55-59
Box, Aluminum	55-59
Box, Plastic	59
Breakouts	
Assemblies and Breakouts	13-16
BNC to Alligator Clips	13-14, 16
BNC to Banana Plug	15-16
BNC to Pin Tip	16
BNC to Spade lugs	16
BNC to Square Jack	15-16
BNC to Test Clips	13-14, 16
BNC to Wire Lead	16
Broadcast	
BNC Terminator	20

Category	Page#
Cable Assemblies	
Assemblies and Breakouts	7-16
Banana Miniature Plug	16
BNC to Alligator Clips	13-14, 16
BNC to Banana Plug	15-16
BNC to BNC	7-9, 84, 89
BNC to Pin Tip	16
BNC to SMA	10
BNC to Spade lugs	16
BNC to Square Jack	15-16
BNC to Test Clips	13-14, 16
BNC to Wire Lead	16
Coaxial Cable Set	84
Lead Holder	7, 45, 84
N to N	10
SMA to "N"	10
SMA to SMA	9-12
Triax to Alligator Clips	13
Triax to Triax	13
Calibration Accessory Kit	
Assemblies and Breakouts	54
Connectors	
Banana Plugs and Jacks [see separate Banana Plugs and Jacks section]	31-44
Binding Post [see Banana Plugs and Jacks section]	35-39
BNC 75Ω	20-22
BNC Bulkhead Receptacle, Hermetically Sealed	22
BNC Plugs, Jacks	17-22, 30
BNC, Hermetically Sealed	22
BNC, Isolated, Bulkhead Receptacle	22
BNC Panel	22
BNC PCB	22
BNC Strain Relief Boot	30
F Plugs, Jacks	23, 82-83
F Panel	23, 82
F to BNC	28
MCX Plugs, Jacks	25
MMCX Jacks	25
MMCX PCB	25
Grabber Type Clips	74-77, 79
N Coaxial	23-24
N Panel	24
N Terminator	20
SMA Plugs, Jacks	17, 23, 26, 28
SMA Panel	23, 26
SMA PCB	26
SMB Plugs, Jacks	27
SMB PCB	27
TNC	30
Triax Plugs, Jacks	24-25
DC Blocking	
BNC Blocking Capacitor	20

*see rating message at start of section.

Category Index

Category	Page#
DMM Accessories	
0.04", 0.06" & 0.08" Replaceable Probe Tips	70
Alligator Clips	60-66, 69, 71, 75-76, 79
Automotive Leads	44, 84
Backprobe Pins	62, 84
Banana Jack to Banana Jack	32, 69
Cases and Pouches	66
Couplers	32, 69
Couplers, Test Lead, Banana	69
DMM Accessories and Kits	60-70, 76
DMM Accessories Cases and Pouches	66
Do It Yourself DMM Accessories	71
Kelvin Clips with Leads	71
Kelvin Probe Set	71
Piercing Probes	62-63, 66, 69, 84
Pogo Tip Probes	65, 70
Probe Tip Adapter	69, 84
Probe Tips, Spring-Loaded	65, 70
Probe Tips, Replacable	65-67, 70
Retractable Needle Tip Test Probes	66
Screw-on Alligator Clips Set	66
Spade Lug	44, 69
Spade Lug Adapter	44, 69
Test Clips	66, 74-75
Test Lead Kits	60-68
Test Lead Wire	71
Test Leads and Test Lead Kits	65-68
Test Leads, Modular	68
Test Probe SMD Tweezers	70
Test Probe Tip Adapters	69, 84
Test Probe with Leads	65-67, 71
Test Probe, Modular	68
Wire Piercing Test Clip	62-63, 66, 69, 84
Wire, Test Lead	71
IC Test Clips	
IC Test Clips and Adapter	85-86
Kelvin Clips	
Kelvin Probes, Clips with Leads	71
Oscilloscope Probes	
Probes	65, 80-81
Probes Accessory Kit	65, 80-81
Probes and Accessories	65, 80-81
SMD	76-81
SMD Adapter	76-81

Category	Page#
Patch Cords	
Alligator to Alligator	52
Banana Jack to Banana Plug	45, 53
Banana Jack to Minigrabber	46
Banana Jack, Sheathed to Minigrabber	46
Banana Jack to Test Clip	46
Banana Plug	45-53
Banana Plug to Micrograbber	46, 51
Banana Plug Miniature	49, 53
Banana Plug to Minigrabber	46-47, 52
Banana Plug to Alligator Clip	49, 51
Banana Plug to Square Pin Jack	53
Banana Plug to Test Clip	46-48, 52
Banana Plug, Miniature to Standard	46
Bantam	90
Bantam to Alligator	90
Bantam to Banana Plug	90
Bantam to RJ45 / RJ48	90
BNC 75	8, 10, 89
BNC to Alligator Clip	13-14, 16
BNC to Double Banana Plug	15
BNC to BNC	7-9
BNC to Grabbers and Pincers	13-14, 16
BNC to Bantam	90
BNC to SMA	10
Coax	7-18
Double Shielded Coax, Triaxial	13
Lead Holder	7, 45, 84
Low Thermal	50
Patch Cords and Test Leads	45-53, 68
Patch Cord to Banana, Double	47-49
Patch Cord to Banana, Single	45-46, 52-53
Patch Cord to Spade Lug	50
Patch Cord to Triaxial	13
Pin Tip	43
Retractable Sheath Banana	50, 52
Sheathed Banana Jack to Minigrabber	46
Shielded, Double Banana	47-49
Shielded Twisted Pair, Triaxial	13
SMA	9-12
SMD Test Clip	48, 51, 75-77
Spade Lug	50
Spade Lug to Alligator	53
Square Pin to Banana	53
Spade Lug to Banana Plug	50
Test Clip	49, 51-52
Triaxial	13
Twisted Pair	7
Type N	10
WE310	90
WE310 to Alligator	90

Category	Page#
Shorting Cap	
BNC Shorting Cap	20
SMA Shorting Cap	23
Static Control	
Kit	87-88
Patch Cord	87-88
Static Control	87-88
Tester	87
Wrist Strap	87-88
Telecom	
Bantam	90
Bantam to Alligator	90
Bantam to Banana Plug	90
Bantam to RJ45/RJ48	90
BNC to Bantam	90
BNC to WECO	89
Patch Cords	89-90
Piercing Alligator Clips to Banana Plug	90
WE310	90
WE310 to Alligator	90
WECO	90
Telecom	89-90
Terminators	
BNC Terminator	20
SMA Terminator	23
Test Clips	
Banana Jack	66, 74
Pin Tip	74
Solder Type	74-75
Grabbers and Test Clips	66, 74-79
Kelvin Clips with Leads	71
Pin Tip to Alligator Clip	75
SMD	75-78
Test Leads	
Patch Cords and Test Leads	45-53, 60-68
Test Probes	
Test Probes	60-71
SMD Tweezers	70
Video	
Video	82-83
Wire	
Test Lead Wire	71

Category Index/Alphabetical Index

Model#	Page#
AL-B	52
B	45
BNC-C	9
CK73041	54
HB	45
MDP	31
MDP-S	31
MDP-ST	31
MDP-X	31
MG-B	52
P	53
1081	53
1166	51
1167	47
122505A	33
122506A	33
1269	19
1270	19
1286	43
1296	19
1297	29, 82
1325	33
1326-A	48
1326-C	48
1330	31
1330-ST	31
1368-A	48
1383-C	9
1432	43
1440	45
1442	83
1452	19
1468	19
1469	19
1508	7, 45
1581	37
1614A	69
1658-T	10
1693	50
1756	50
1809	42
1823	32
1825	33
1829	32
1894	19
1960	53
2035	40
2138	43
2142	41
2143	41
2239-C	48
2240	75
2244	38
2247-K	49
2249-C	7, 8
2249-K	8
2249-E	8
2249-Y	8
2269	36
2305	44
2352	55, 56, 57, 58
2382	40
2383	41
2390	55
2391	55
2392	55
2393	55
2397	55
2398	55
2399	55
2400	55
2401	55
2417	56
2428	56
2439	40
2440	41
2447	22
2447A	22
2451	22
2451A	22
2455	24
2630	16
2631	16
2708	7, 45
2854	37
2864	46
2886	16
2894	43
2901	56
2902	56
2906	56
2944	40
2945	40
2948	45
2970	32
2BA	48
2BA-AL	49
2BC	48
2BC-AL	49
2BC-PP	49
3014	46
3027-K	49
3030	40
3073	16
3220	52
3221	16
3230	56
3231	56
3232	56
3234	56
3239	56
3257	34
3258	34
3261	34
3263	34
3264	34
3265	34
3266	34
3267	36
3268	40
3269	19
3271	40
3272	40
3276	39
3277	41
3283	21
3284	21
3285	21
3286	29
3287	29
3288	29
3296	19
3301	58
3302	58
3306	58
3311	58
3316	58
3352N-A	90
3364	32
3430	19
3452	42
3533	21
3534	21
3535	29
3542	42
3548	41
3560	44
3561	44
3562	44
3563	44
3564	44
3565	44
3580	24
3600	25
3601	57
3602	57
3603	57
3606	57
3690	39
3719	56
3728	55
3742	58
3743	58
3744A	44
3750	37
3751	55
3752	55
3753	55
3754	55
3760	37
3770	37
3777A	44
3778	22
3780	49
3781	49
3782	46
3786-C	47
3788	16
3789	16
3834	43
3837	29, 82
3839	20
3840	20
3841	24
3842	24
3843	24
3844	29
3846	21
3847	21
3850	59
3862	39
3863	39
3901	16
3916A	86
3925	74
3957	16
3966	16
4005	36
4022	41
4043	82
4044	83
4054	29, 82
4108	20
4115	38
4119	20
4159	22
4160	22
4176	74
4226	57
4233	75
4240	20
4243	37
4245	55
4246	56
4247	58
4248	56
4276-C	9
4279	90
4281	90
4282	23
4284	23
4285	23
4286	23
4288	28
4289	28
4290	28
4291	28
4292	28
4293	28
4294	28
4295	28
4296	28
4297	28
4298	28
4299	28
4388	24
4391	20
4408	7, 45
4408M	84
4488	21
4513	39
4521	75
4528-X	10
4530-C	15
4531-C	13
4532-C	14
4543	42
4555	74
4578	22
4590	39
4601	36
4613	51
4614	39
4619	39
4650	52
4653	39
4654	39
4655	59
4656	59
4661	25
4684	20
4690	44
4691	44
4702	53
4719	90
4723	74
4725	13
4741	53
4742	55
4768-K	47
4770	38
4771	53
4773	42
4777-C	13
4777-K	13
4787	23
4788	22
4826	74
4846-BB	9
4846-C	9
4846-X	9
4846-UU	9
4862	58
4864	55, 56, 59
4892	31
4896	21
4897	33
4898	31
4899	33
4900	37
4903	59
4911A	52
4914	31, 33
4933	33
4934	33
4935-BB	10
4945-K	15
4956	24
4964-SS	8
4969	16
4970	16
4979	22
4986	33
4995	38
5014	86
5018	38
5026	90
5051	16
5053	46
5054	13
5056	25
5058-X	10
5066	30
5068	30
5069	16
5076	30
5085	20
5088	23
5089	24
5090	29
5114	86
5133	70
5142-K	70
5143-K	70
5144	66
5145	32
5148	22
5155	14, 30
5156	14, 30
5157	14, 30
5165	44
5167	34
5168	34
5169	34
5170	34
5173	42
5178	25
5186	57
5187-C	14
5187-K	14
5188	16
5189	16
5203	59
5218	25
5219	24
5220	86
5223	13
5230	33
5233	36
5243	75
5250	86
5251	86
5252	86
5253	86
5254	86
5255	59
5266-C	8
5268-C	15
5279	85
5280	85
5281	85
5285	21
5286	21
5290	25
5291A	50
5295	50
5297	20
5298	29
5299	29
5300	29
5301	51
5302	48
5304-K	14
5305	16
5307	21
5309A	67
5312	85
5319	29, 82
5325A	61
5342	13
5343-C	15
5360	75
5401	85
5402	85

Model Number Index

Model#	Page#
5405	43
5406	33
5418	75
5423-C	13
5437	86
5510	18
5511	18
5513	18
5514	86
5515A	85
5519A	67
5520	75
5521	51
5522	74
5523	49
5525	51
5531	87
5532	87
5534	87
5543B	61
5672A	61
5673B	63
5674C	61
5677B	60
5678-K	70
5682	69
5689A	68
5697	9
5698	17
5699	37
5700	37
5701	37
5733	85
5748	17
5749	18
5788	75
5790	79
5830	75
5898	67
5899A	64
5900A	64
5901B	62
5903A	63
5904A	63
5906A	68
5907A	68
5908A	68
5909A	68
5910B	66
5911B	66
5912B	66
5913	66, 84
5914	69
5916B	69, 75
5931	36
5934	42
5935	43
5936	43
5940	71
5948	53
5952A	66
5953A	66
5955	66
6041B	69, 75
6042B	75
6081	88
6082	88
6083	88
6084	88
6086	87
6087	87
6088	87
6107	86
6108	86
6146	66
6147	66
6172A	65
6173A	64
6203	69
6204A	62
6212	70
6232A	68
6235	66
6244	47
6245	47
6248	46
6249	46
6252	69
6254	18
6262	69, 84
6264B	69
6275	65
6283-C	47
6286	68
6303	71
6320	90
6340	60
6341	65
6342	65
6343	61
6344	61
6351	79
6352	79
6353	79
6354	65, 70
6356	52
6357	51
6358	68
6364	70
6365	67
6366	67
6383	33, 71
6384	33, 71
6387	36
6389	39
6405	69, 84
6411	84
6413	69, 84
6440	39
6441	39
6442	79
6479	68
6481	44, 84
6483	52, 90
6491	80
6493	80
6494	80
6495	80
6496	80
6497	80
6498	80
6499	80
6500	80
6510-V	8, 89
6515	89
6530A	62
6534	84
6545	33
6546	33
6547	39
6548	39
6549	39
6551	81
6553	74, 80, 81
6554	81
6567	75
6576	51
6601	66
6700	21
6701	21
6705	21
6712	23, 83
6713	23, 83
6717	22
6718	22
6721	32, 71
6723	66
6727	45
6728	32
6729	32, 71
6730	71
6733	71
6734	71
6735	22
6736	22
6737	21
6738	21
6739	21
6740	21
6741	22
6744	21
6745	22
6747	22
6748	22
6752A	21
6754	21
6779	28
6780	28
6781	28
6782	28
6802	23, 82
6878	83
6880	83
6881	83
6883	38
6884	38
7035	21
7040	21
7158	82
7159	82
7160	82
72902	77
72903	77
72904	77
72905	77
72906	77
72907	78
72908	15
72909	15
72912	36
72913	36
72914	19, 79
72917	79
72918	34
72919	78
72920	78
72921	79
72922	79
72923	78
72924	75, 79
72925	78
72926-C	8
72927-C	15
72928	76
72929	78
72930	36
72931	17
72932	18
72934	17
72935	76
72936	78
72937	19
72938	19
72940	81
72941	81
72942	65, 81
72943	26
72945	26
72946	26
72953	26
72954	26
72956	26
72959	26
72960	26
72961	26
72962	26
72963	26
72964	26
72966	26
72967	26
72968	26
72969	26
72970	26
72971	26
72973	26
72974	26
72975	23
72976	28
72977	28
72978	28
72979	28
72981	27
72984	27
72988	27
72992	27
72995	27
72996	27
72997	27
72998	27
72999	27
73000	27
73004	25
73012	25
73014	25
73028	25
73037	25
73040	80, 81
73041	54
73042	21
73043	21
73044	24
73045	24
73046	23
73047	23
73048	24
73049	24
73050	24
73051	24
73052	24
73053	30
73054	30
73056	30
73057	30
73061	21
73062	24
73063-BB	10
73064-BB	11
73065-BB	12
73066-BB	12
73067-BB	11
73068-BB	12
73069-BB	11
73070-BB	12
73070-C	12
73071-BB	11
73071-X	11
73072-BB	11
73072-VV	10
73073-BB	11
73075-VV	10
73075-UU	11
73077-UU	10
73078-UU	12
73082-X	12
73083-BB	12
73083-X	12
73084	37
73085	37
73086	37
73087	48
73088	37
7519A	67
73090	35
73091	35
73092	35
73093	35
73094	35
73095	5
73096	5
73098	5
73099	5
73101	5
73103	5
73104	5
73105	5
73106	5

Many ways to find answers

You can quickly find complete product specifications and discover Pomona's newest product announcements when you visit our website:

www.pomonaelectronics.com

There are several ways for you to find the product you are looking for.

1 Search by keywords or model

On the upper right-hand column of our homepage, enter the description of the product or model number of the Pomona product in the [Search] field and hit [ENTER].

2 Search by product categories

From the homepage, highlight [Products] on the upper left to see a drop down menu. You will see a list of available product categories you can choose from.

If you are unable to find the product you are looking for, visit our Support page for help with technical support, what's new, application articles, custom product requests, or download a digital copy of our full line catalog.

3 Search by selection tool

Our Selection Tool is available to help you find the right product for your specific tools, whether you're using a Clamp Meter, Digital Multimeter, or Oscilloscope. Search by tool type, brand and model.

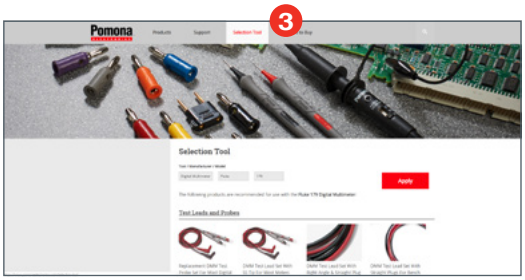

4 Where To Buy

Our Where To Buy page lists all authorized Pomona distributors by location and name. Distributor website links and phone numbers are listed, allowing you to get in touch with the distributor of your choice.

5 Distributor inventory search

Once you have the Pomona model number you are looking for, you can find distributors with available stock on hand. On our Where To Buy page, select Distributor Inventory Search on the left, and enter the model number into the search. You will be presented with a list of distributors and their available stock. This list is also displayed on our individual product pages.

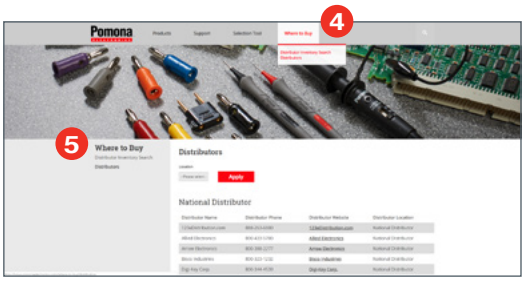

6 Technical support

techsupport@pomonatest.com

Because technical questions about products or applications can arise almost anywhere, Pomona offers technical support with a qualified resource via e-mail or visiting the Pomona website. While you are in the Technical Support section of our website, you can also refer to selector guides, view or request a catalog, or go directly to the specific product information you seek.

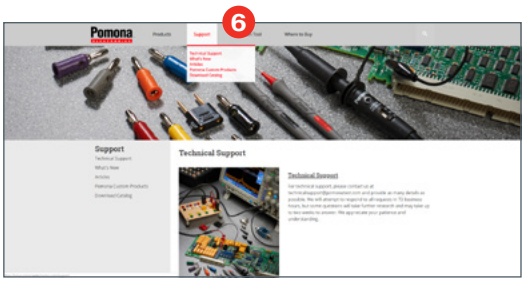

Nothing in this catalog is to be construed as an offer. Product availability, prices and delivery dates are subject to Pomona's order confirmation form. The same applies to orders based on development samples delivered. Pomona products are intended to be used in accordance with the specifications in this catalog. Any use or application that deviates from those specifications may be dangerous. **A limited warranty applies to Pomona products. Pomona will not be liable for any loss, damage, cost of repair, or incidental or consequential damages of any kind, arising in connection with the design, manufacture, sale, or repair of the products, whether based on express or implied contract, negligence or strict liability. Pomona will not be liable to buyer for any amount exceeding the purchase price of the product which proves to be defective.** Pomona will not be responsible or liable for any patent infringements or other rights of third parties, which may result from the use of this catalog. Registered trademarks used in this catalog are the property of their respective companies.

Pomona®
ELECTRONICS



Follow us on:

Facebook www.facebook.com/pomona.electronics/

Instagram www.instagram.com/pomona.electronics/

YouTube www.youtube.com/user/pomona.electronics

In the United States:

Pomona Electronics
9028 Evergreen Way
Everett, WA 98204
United States

www.pomonaelectronics.com

Tel: 1-800-490-2361
Fax: 1-425-446-5844

In Europe:

Pomona Electronics
P.O.Box 1186
5602 BD Eindhoven
The Netherlands

www.Pomona.cc
europe@pomona.cc

Tel: +31 (0) 40 2675 150
Fax: +31 (0) 40 2675 151

All other areas:

www.pomonaelectronics.com

Tel: 1-425-446-5500
Fax: 1-425-446-5844

Products in this catalog are available through:

©2019 Pomona Electronics. All other product and company names are trademarks or registered trademarks of their respective companies. Specifications subject to change without notice. All rights reserved. Printed in the U.S.A. 10/2019 2074413g-en Volume 55