LINDSTRÖM®

Electronics



Medical Device Manufacturing

Jewelry

Aerospace & Defense



- Cutters
- Tweezers
- Torque Tools

# Precision Tools

Delivering consistent, precise performance with a professional feel for users who excel in their field

sales@prom-elec.com / ООО ПРОМЭЛЕКТРОНИКА

# Welcome to the Lindström World of High Precision

Marian T. Wells
President,
SNA Europe

## OUR BUSINESS IS AT THE VERY HEART OF THE STORY OF TOOLS

Tool manufacturing is a fascinating combination of raw, basic elements and the most modern high technology. Hand tools exist since 2.5 million years ago and some of them have not changed much to the eye over the past century. However, there is an ongoing development in terms of materials and manufacturing processes, in which we focus on innovation, ergonomics and performance.

Our products are designed for professionals of various industries, such as Electronics, Medical Device Manufacturing, Aerospace & Defense and General Industry. We manufacture our products in factories located in Europe and control every part of the process focusing on uncompromising safety and quality.

Our ambition is to continue being at the forefront of product development by connecting with the users of our tools to ensure we can develop products that will make their work easier and safer to perform.

## LINDSTRÖM SINCE 1856

Lindström is the oldest continuous manufacturer of handtools in existence and yet one of the most forward-looking brands in the world.

We developed the scientific approach to handtool design and created the first truly ergonomic pliers and cutters. Since 1980 we have created more than 1,500 unique tool designs, many of which are now standard types in the electronics and medical device manufacturing industries. Some competitors have been able to implement one facet or another of our manufacturing process. Others have copied the form, appearance and actual part numbers of Lindstrom tools. However, none have been able to successfully blend all the elements required to achieve the level of performance recognised as true Lindstrom Precision Tools.

## QUALITY

Lindström constantly works on improving quality and the manufacturing process. We test 100% of our products at many different facets of our manufacturing process to ensure the best performance of the tool.

Perfection is difficult to achieve but that is the goal we set for ourselves, and it is the standard our customers expect. Any customer who believes a Lindström branded product is not performing to their expectations should contact us immediately. At any time customers are invited to send tools to us for a free evaluation. We know it can be aggravating when products do not perform as expected, so we try to make it as easy as possible to repair or replace tools when warranted.
You are our customer. And our customers know good tools. So we rely on you to let us know when a tool falls short of your expectations so we can change course immediately and keep striving for 100% success.

Lindström is one of the Snap-on Industrial brands.
Thank you for choosing to be a Lindström customer.
Lindström Team

# Content


| | | |
|---|---|---|
| **Introduction** | Applications | 4-11 |
| | Tool Selector | 12-15 |
| | Handle Options | 16-17 |
| **Diagonal Cutters** | | **19** |
| | Oval Head | 20-21 |
| | Tapered Head | 22-23 |
| | Tapered & Relieved Head | 24-25 |
| | Wire Strippers | 26 |
| | Carbide Cutters | 28 |
| | Performance Specific Cutters | 29 |
| | Plastic Cutters | 30 |
| | Heavy Duty Cutters | 31 |
| | Multipurpose Shear | 32 |
| **Oblique Cutters** | | **33** |
| | End Head | 34-36 |
| | Angle Head | 37-40 |
| **Tip & Micro Tip Cutters** | | **41** |
| | Tip Head | 42 |
| | Micro Tip Head | 43 |
| **Holding Pliers** | | **45** |
| | Flat Nose | 46 |
| | Round Nose | 47 |
| | Chain Nose | 48 |
| | Bent Nose | 49 |
| | Snipe Nose | 50 |
| | Needle Nose | 51 |

| | | |
|---|---|---|
| **Specially Engineered Tools** | | **52-54** |
| | IC Tools & Cutters | 55 |
| | StandOff Cutters | 56-57 |
| | Cut & Bend | 58 |
| | Cut & Form | 58 |
| | Leadformers | 59-60 |
| **Accessories & Spare Parts** | | **62-63** |
| **Tweezers** | | **64-65** |
| | High Precision Tweezers | 66-69 |
| | General Purpose Tweezers | 69-70 |
| | Industrial Use Tweezers | 70- 74 |
| | Carbon Fibre Tips Tweezers | 74-76 |
| | Precision Component Handling Tweezers | 77 |
| | SMD Tweezers | 77 - 79 |
| **Torque Tools** | | **80 - 81** |
| | Micro Adjustable Torque Screwdriver | 82 |
| | Preset Torque Screwdriver | 83 |
| **Warranty & Services** | | **84 - 85** |
| **Content** | | **86 - 87** |

# Electronics Assembly

Since the early days of the electronics era Lindström has been the brand of choice for manufacturers performing high volume work for critical applications.

Our RX Series ergonomic products were the first handtools designed to fit the hands and needs of the user. RX Series revolutionised the hand tool industry, beginning in electronics assembly, military electronics and aerospace production.

As these industries matured devices shrank in size and increased in complexity Lindström developed new profiles on pliers and cutters to meet industry demands:

- Ultra-Flush® cutters for anti-shock military applications
- Tapered and relieved cutters to get in between and under tiny components
- Extra-small tip cutters for microscopy applications

Still, the most valued feature of Lindström tools is high quality, from the famous Swedish steel to the attention to details like fit and finish.



RX 8248 Flush cutters: 45° angled tips, long 18 mm jaws for improved access.

7892 Supreme bent nose pliers provide good reach and a non-marring gripping surface. Users gain better visibility and can operate with a comfortable wrist position with our 60° bent tip pliers.

51S-NC-ET tweezers: soft ESD safe, cleanroom compatible Ergo-Touch grips.

# Aerospace and Defense

Lindström customers solve problems. Many of our standard off-the-shelf pliers and cutters are used throughout critical industries such as aerospace, defense and avionics manufacturing.

When presented with a need to prepare prototypes, insert or extract unique components, or cut proprietary hard wire, our customers turn to Lindström for Specially Engineered Tools made to order.

Lindström has developed tools used in specialized applications for the largest names in the military industry and for small start-up companies developing new technology. Every project receives the same attention to detail to develop a tool that is right for the job at hand. To make the process easy Lindström has no minimum order quantity for Specially Engineered Tools.

Our designers and Manufacturing Representatives work directly with end user production engineers to ensure success.

We thrive on solving problems with our customers. Contact one of our authorised distributors, manufacturers' representatives or our office through the Lindström website directly to start the process of designing your special tool today.

RX 8148 Ultra-Flush® diagonal cutter with tapered and relieved head is ideal for use in confined spaces and for rework.

341A cut and form pliers put stress relief in component lead and trims to length with one squeeze.

8140 oval head cutter and 7891 chain nose pliers are used extensively for wire harness work and assembly.

# Medical Device Manufacturing Industry

Lindström is the cutter of choice for manufacturers of medical devices – both for trimming materials and assembling high-tech miniature electronics.

For over thirty years, Lindström cutters have been used to manufacture pacemakers, stents, catheters, guide wires and more. Lindström technological improvements are driven by our customers and their demand for reliable, precise and versatile tools.

Lindström has led the way in providing handtools that perform to the specifications of manufacturers for a wide range of materials including platinum, nitinol, stainless steel, titanium, and proprietary meshes and weaves.

8150M2 cutter used to trim multiple stents thanks to the modified hardened cutting heads.

7154TC Carbide Insert Cutters suitable for tip cutting hard wire catheters and stents.

Carbon fiber tweezers 249CFR-SA is often used in laboratory and medical applications when handling sensitive components or where chemical and/or high heat resistance is needed.

# Jewelry

For more than 165 years Lindström handtools have been the choice of professional jewelry makers.

Today makers of jewelry and hobby creations – and a variety of artists – choose to use our pliers and cutters to create their unique designs, to precisely bend wire and consistently execute flush cuts.

Comfort, balance and ergonomics are important to Lindström users. Our products are an extension of their hands, the means to bring their creativity to fruition with tools they can rely on.

Exacting users demand a flush cut that is truly flush, a joint that keeps the jaws perfectly aligned, and an edge that stays sharp. Trust is crucial. Artistic creations often require expensive materials, with little tolerance for waste.

7892 Supreme pliers are favored by many bead and jewelry artists.

RX 7890 and RX 7892 pliers allow precise bends and feature ultimate ergonomic handles.

8141 cutters provide Flush cuts on bead wire and precious metals.

# Cutters

Lindström cutters are designed to perform with ease, minimize operator fatigue and improve productivity. Through symmetric components, exact adherence to specifications and consistent hardening, Lindström delivers hallmark reliability.

The Lindström formula for success, refined over the last 165 years, rests upon the proprietary recipe for the steel from which we make our tools, very similar to that used to manufacture high-performance ball-bearings. The use of ball-bearing grade steel and appropriate heat treatment methods ensures Lindström cutters last longer than other brands used in the same applications. Lindström cutters are elevated to a hardness of 63-65 HRC on the cutting edge. For most manufacturers this hardness level would create a high breakage rate. Yet because of the steel and proper consistency, even when used beyond the rated capacity (as they often are!), Lindström cutters have remarkably little breakage.

## CUTTING EDGE BEVEL / CUT RESULT



**Micro-Bevel®**
MICRO PEAK

- Designed to meet the high quality requirements of our customers
- Leaves a low profile cut result, important for solderability and connectivity
- Unique design with wide cutting range to suit an unmatched variety of uses



**Flush**
NANO PEAK

- Cut result leaves a narrow and short peak along the "pinch" line, decreasing the surface area at the cut
- Improves solderability
- Excellent for reducing lead-shock
- Very popular for the Medical Device and Jewelry manufacturing

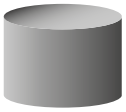

**Ultra-Flush®**
NO PEAK

- The finest cut result available with the smoothest lead-end result
- Exceptional solderability
- Ultimate choice for minimising component and lead-shock
- Perfect for use in close tolerance electronics, aerospace, defense and medical device manufacturing

## HEAD TYPE

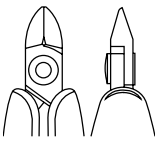

**O / Oval**

- The most common shape combining strength and durability
- Evenly distributes cutting impact
- Used for a wide variety of applications

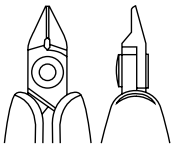

**T&R / Tapered & Relieved**

- Tapered on both sides with underside cut away
- Minimal profile offers access to very limited spaces

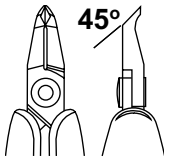


**A / Angle /Oblique**

- Used under and between low profile, fine lead pitch components

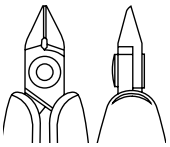

**T / Tapered**

- The sides are shaped along diagonal lines
- Improved access where space is limited
- Improved maneuverability with good tool life

**Unique Head**

- Unique cutting heads developed together with specific end-user to solve critical applications
- Lindström exclusive heads only available within our range

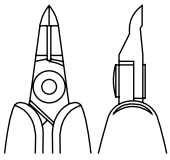

**TP / Tip**

- Specialised adaption allows maximum access and reach
- Extremely small oval head shape for added strength at the tip

**High Cutting Capacity** ⟷ **Limited Access, Low Visibility**

## HEAD SIZES

**XS Extra Small**
(a) 8.0 / 0.31
(b) 5.0 / 0.20

**S Small**
(a) 10.0 / 0.39
(b) 6.0 / 0.24

**M Medium**
(a) 12.5 / 0.49
(b) 6.0 / 0.24



**L Large**
(a) 16.0 / 0.63
(b) 8.0 / 0.31

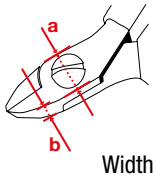


**SIZE**
Width (a) (mm / inch)
Thickness (b) (mm / inch)

# Pliers

Pliers replicate the function of the human hand, with greatly increased capability, in particular the thumb and index finger, in terms of force and precision. Holding pliers are available in almost unlimited shapes, styles, configurations, materials and sizes. Lindström's well renowned precision holding pliers are offered in three different series, each able to satisfy the most advanced needs of the professional user: RX Series, Supreme Series, HS Series.

Robust yet precise, Lindström pliers provide an excellent solution to a wide range of application challenges. A variety of handle styles, consistent balance and fine workmanship set our pliers apart from the rest.

## SHAPE - MODELS FOR EVERY APPLICATION

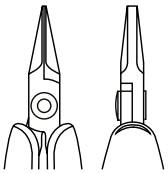

**Flat Nose = FN**

- Flat square shape with parallel jaws provide the most surface area of standard pliers shapes
- Favored by chainmaille artists

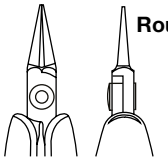

**Round Nose = RN**

- Round jaws taper from 7 mm to 1.0 mm at the tips
- Handy for closing loops and the finest wire work

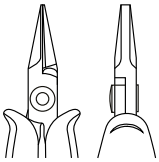

**Round/Flat Nose = R/F**

- A perfect combination of the Round Nose and Flat Nose
- Handy for use in making fine curved wire work

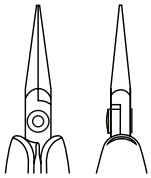

**Chain Nose = CN**

- Versatile tips with Lindström's standard perfect joint and tip alignment
- Named for the work it does so well

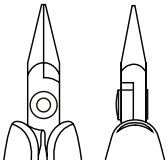

**Snipe Nose = SN**

- Shorter version of the chain nose, with the best gripping strength
- Used where power and torsion are paramount for the application

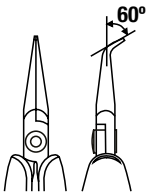


**Bent Nose = BN**

- Classic variation of the chain nose, with 60° bend at the tips
- Suited for positioning components or precise chain work

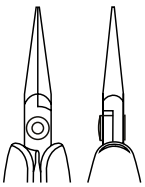

**Needle Nose = NN**

- Slimmer, more tapered version of chain nose design
- Allows wire loop work farther into the jaws for better grip and control

## TIP SHAPE (END VIEW)

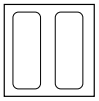

**Flat tip**

- Squared and parallel ends of the jaws
- A balance of strength and beauty, evident of tool making craftsmanship

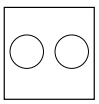

**Round tip**

- End view of the tips are perfect circles
- Lindström's precision screw joint is the reason these fine tips achieve alignment

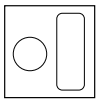

**Round/Flat tip**

- Like a tiny ball peen hammer and anvil, these tips are all business

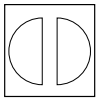

**Chain Nose Tip**

- Designed to bend wire, these tips align like D-shaped pinchers

## JAW SURFACE OR EDGE

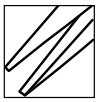

**Smooth surface**

- Finely milled and polished just enough to retain grip on wire

**Serrated surface**

- Finely honed serrations allow extra "bite" for handling tricky materials
- Cross-hatch serrations prevent objects from rolling into a groove

CUTTERS

| RX | 80 | SUP | HS | CO | M | Size | Shape | Cut Result or Surface | Page Number |
|---|---|---|---|---|---|---|---|---|---|
| RX 8130 | 8130 | | HS 8130 | | | Extra Small | Oval | Micro-Bevel® | 20,21 |
| RX 8131 | 8131 | | HS 8131 | 8131 CO | | Extra Small | Oval | Flush | 20,21 |
| RX 8132 | 8132 | | HS 8132 | | | Extra Small | Oval | Ultra-Flush® | 20,21 |
| RX8133 | 8133 | | HS8133 | | | Extra Small | Tapered | Micro-Bevel® | 22,23 |
| RX8134 | 8134 | | HS8134 | | | Extra Small | Tapered | Flush | 22,23 |
| RX8135 | 8135 | | HS8135 | | | Extra Small | Tapered | Ultra-Flush® | 22,23 |
| RX8136 | 8136 | | HS8136 | | | Extra Small | Tapered & Relieved | Micro-Bevel® | 24,25 |
| RX 8137 | 8137 | | HS8137 | | | Extra Small | Tapered & Relieved | Flush | 24,25 |
| RX8138 | 8138 | | HS8138 | | | Extra Small | Tapered & Relieved | Ultra-Flush® | 24,25 |
| RX 8140 | 8140 | | HS 8140 | 8140 CO | | Small | Oval | Micro-Bevel® | 20,21 |
| RX 8141 | 8141 | | HS 8141 | 8141 CO | | Small | Oval | Flush | 20,21 |
| RX 8142 | 8142 | | HS 8142 | 8142 CO | | Small | Oval | Ultra-Flush® | 20,21 |
| RX 8143 | 8143 | | HS 8143 | | | Small | Tapered | Micro-Bevel® | 22,23 |
| RX 8144 | 8144 | | HS 8144 | 8144 CO | | Small | Tapered | Flush | 22,23 |
| RX 8145 | 8145 | | HS 8145 | | | Small | Tapered | Ultra-Flush® | 22,23 |
| RX 8146 | 8146 | | HS8146 | | | Small | Tapered & Relieved | Micro-Bevel® | 24,25 |
| RX 8147 | 8147 | | HS8147 | | | Small | Tapered & Relieved | Flush | 24,25 |
| RX 8148 | 8148 | | HS 8148 | 8148 CO | | Small | Tapered & Relieved | Ultra-Flush® | 24,25 |
| RX 8149 | 8149 | | HS8149 | | | Small | Tip | Flush | 42 |
| RX 8150 | 8150 | | HS 8150 | 8150 CO | | Medium | Oval | Micro-Bevel® | 20,21 |
| RX 8151 | 8151 | | HS8151 | 8151 CO | | Medium | Oval | Flush | 20,21 |
| RX 8152 | 8152 | | HS8152 | | | Medium | Oval | Ultra-Flush® | 20,21 |
| RX 8153 | 8153 | | HS8153 | | | Medium | Tapered | Micro-Bevel® | 22,23 |
| RX 8154 | 8154 | | HS8154 | 8154 CO | | Medium | Tapered | Flush | 22,23 |
| RX8155 | 8155 | | HS8155 | | | Medium | Tapered | Ultra-Flush® | 22,23 |
| RX 8156 | 8156 | | HS8156 | | | Medium | Tapered & Relieved | Micro-Bevel® | 24,25 |
| RX 8157 | 8157 | | HS8157 | | | Medium | Tapered & Relieved | Flush | 24,25 |
| RX 8158 | 8158 | | HS8158 | | | Medium | Tapered & Relieved | Ultra-Flush® | 24,25 |
| RX 8160 | 8160 | | HS 8160 | 8160 CO | | Large | Oval | Micro-Bevel® | 20,23,21 |
| RX 8161 | 8161 | | HS 8161 | 8161 CO | | Large | Oval | Flush | 20,23,21 |
| RX 8162 | 8162 | | HS 8162 | | | Large | Oval | Ultra-Flush® | 20,23,21 |
| RX8163 | 8163 | | HS 8163 | 8163 CO | | Large | Tapered | Micro-Bevel® | 22,23 |
| RX 8164 | 8164 | | HS 8164 | | | Large | Tapered | Flush | 22,23 |
| RX 8165 | 8165 | | HS8165 | 8165 CO | | Large | Tapered | Ultra-Flush® | 22,23 |
| RX8166 | 8166L | | HS8166 | | | Large | Tapered & Relieved | Micro-Bevel® | 24,25 |
| RX 8167 | 8167L | | HS8167 | | | Large | Tapered & Relieved | Flush | 24,25 |
| RX 8168 | 8168L | | HS8168 | | | Large | Tapered & Relieved | Ultra-Flush® | 24,25 |
| RX 8211 | 8211 | | HS8211 | | | Small | Angle 20° | Flush | 37 |
| RX8233A | | | | | | Extra Small | Micro Tip 10° | Flush | 43 |
| RX8234A | | | | | | Extra Small | Micro Tip 10° | Flush | 43 |
| RX8237A | | | | | | Extra Small | Micro Tip 50° | Flush | 43 |
| RX 8247 | 8247 | | HS 8247 | 8247 CO | | Small | Angle 45° | Flush | 38 |
| RX 8248 | 8248 | | HS 8248 | 8248 CO | | Small | Angle 45° | Flush | 39 |
| | 8249 | | | | | Small | Angle 45° | Flush | 39 |
| | | 7190 | | 7190 CO | | Small | Tapered | Micro-Bevel® | 23 |
| | | 7191 | | 7191 CO | | Small | Tapered | Flush | 23 |
| | | 7280 | HS7280 | | | Small | Angle | Flush | 40 |
| | | 7285 | HS7285 | | | Small | Angle | Flush | 40 |
| | | 7290 | HS7290 | | | Small | Angle | Micro-Bevel® | 34 |
| | | 7291 | HS7291 | | | Small | Angle | Flush | 34 |
| | | 7292 | HS7292 | | | Small | Transverse End | Flush | 35 |
| | | 7293 | HS7293 | | | Small | Angle | Flush | 36 |
| | | | | | 7154TC | Medium | Tapered | Flush | 28 |
| RX8140M2 | | | | | 8140M2 | Small | Oval | Micro-Bevel® | 28 |
| RX8150M2 | | | | | 8150M2 | Medium | Oval | Micro-Bevel® | 28 |
| RX8160M2 | | | | | 8160 M2 | Large | Oval | Micro-Bevel® | 28 |
| | | | | | 8154PSP | Medium | Tapered | Flush | 28 |
| RX8140PS | | | | | 8140PS | Small | Oval | Micro-Bevel® | 29 |
| RX8141PS | | | | | 8141PS | Small | Oval | Flush | 29 |
| RX 8142PS | | | | | RX 8142PS | Small | Oval | Ultra-flush® | 29 |
| RX 8147PS | | | | | RX 8147PS | Small | Tapered & Relieved | Flush | 29 |
| RX8150PS | | | | | 8150PS | Medium | Oval | Micro-Bevel® | 29 |
| | | | | | 8160PS | Large | Oval | Micro-Bevel® | 29 |
| RX8160BPS | | | | | RX8160BPS | Large | Oval | Micro-Bevel® | 29 |
| RX 8161PS | | | | | 8161PS | Large | Oval | Flush | 29 |
| RX 7390 | | | | | | Small | Flat Nose Stubby | Smooth Tip | 46 |
| RX 7392 | | | | | | Small | Oblique, Stubby | Smooth Tip | 46 |
| RX 7490 | | 7490 | HS7490 | 7490 CO | | Small | Flat Nose | Smooth Tip | 46 |
| RX 7590 | | 7590 | HS 7590 | 7590 CO | | Small | Round Nose | Smooth Tip | 47 |
| RX 7890 | | 7890 | HS 7890 | 7890 CO | | Medium | Chain Nose | Smooth Tip | 48 |
| RX 7891 | | 7891 | HS 7891 | 7891 CO | | Medium | Chain Nose | Serrated Tip | 48 |
| RX 7892 | | 7892 | HS 7892 | 7892 CO | | Medium | Bent Nose | Smooth Tip | 49 |
| RX 7893 | | 7893 | HS 7893 | | | Small | Snipe Nose | Smooth Tip | 50 |
| RX 7894 | | 7894 | HS7894 | | | Large | Needle Nose | Smooth Tip | 51 |

PLIERS

| Part Number | 38 0.004 0.1 | 32 0.008 0.2 | 28 0.012 0.3 | 26 0.016 0.4 | 24 0.02 0.5 | 22 0.025 0.6 | 21 0.028 0.7 | 20 0.032 0.8 | 19 0.036 0.9 | 18 0.040 1.0 | 17 0.043 1.1 | 16.5 0.047 1.2 | 16 0.051 1.3 | 15 0.055 1.4 | 14.5 0.060 1.5 | 14 0.063 1.6 | 13.5 0.066 1.7 | 13 0.070 1.8 | 12.5 0.074 1.9 | 12 0.080 2.0 | Gauge Inch mm | Lead Catcher |
|---|---|---|---|---|---|---|---|---|---|---|---|---|---|---|---|---|---|---|---|---|---|---|
| 8130 | | | | | | | | | | | | | | | | | | | | | | ✓ |
| 8131 | | | | | | | | | | | | | | | | | | | | | | ✓ |
| 8132 | | | | | | | | | | | | | | | | | | | | | | ✓ |
| 8133 | | | | | | | | | | | | | | | | | | | | | | ✓ |
| 8134 | | | | | | | | | | | | | | | | | | | | | | ✓ |
| 8135 | | | | | | | | | | | | | | | | | | | | | | ✓ |
| 8136 | | | | | | | | | | | | | | | | | | | | | | ✓ |
| 8137 | | | | | | | | | | | | | | | | | | | | | | ✓ |
| 8138 | | | | | | | | | | | | | | | | | | | | | | ✓ |
| 8140 | | | | | | | | | | | | | | | | | | | | | | ✓ |
| 8141 | | | | | | | | | | | | | | | | | | | | | | ✓ |
| 8142 | | | | | | | | | | | | | | | | | | | | | | ✓ |
| 8143 | | | | | | | | | | | | | | | | | | | | | | ✓ |
| 8144 | | | | | | | | | | | | | | | | | | | | | | ✓ |
| 8145 | | | | | | | | | | | | | | | | | | | | | | ✓ |
| 8146 | | | | | | | | | | | | | | | | | | | | | | ✓ |
| 8147 | | | | | | | | | | | | | | | | | | | | | | ✓ |
| 8148 | | | | | | | | | | | | | | | | | | | | | | ✓ |
| 8149 | | | | | | | | | | | | | | | | | | | | | | ✓ |
| 8150 | | | | | | | | | | | | | | | | | | | | | | ✓ |
| 8151 | | | | | | | | | | | | | | | | | | | | | | ✓ |
| 8152 | | | | | | | | | | | | | | | | | | | | | | ✓ |
| 8153 | | | | | | | | | | | | | | | | | | | | | | ✓ |
| 8154 | | | | | | | | | | | | | | | | | | | | | | ✓ |
| 8155 | | | | | | | | | | | | | | | | | | | | | | ✓ |
| 8156 | | | | | | | | | | | | | | | | | | | | | | ✓ |
| 8157 | | | | | | | | | | | | | | | | | | | | | | ✓ |
| 8158 | | | | | | | | | | | | | | | | | | | | | | ✓ |
| 8160 | | | | | | | | | | | | | | | | | | | | | | ✓ |
| 8161 | | | | | | | | | | | | | | | | | | | | | | ✓ |
| 8162 | | | | | | | | | | | | | | | | | | | | | | ✓ |
| 8163 | | | | | | | | | | | | | | | | | | | | | | ✓ |
| 8164 | | | | | | | | | | | | | | | | | | | | | | ✓ |
| 8165 | | | | | | | | | | | | | | | | | | | | | | ✓ |
| 8166 | | | | | | | | | | | | | | | | | | | | | | ✓ |
| 8167 | | | | | | | | | | | | | | | | | | | | | | ✓ |
| 8168 | | | | | | | | | | | | | | | | | | | | | | ✓ |
| 8211 | | | | | | | | | | | | | | | | | | | | | | ✓ |
| 8233A | | | | | | | | | | | | | | | | | | | | | | |
| 8234A | | | | | | | | | | | | | | | | | | | | | | |
| 8237A | | | | | | | | | | | | | | | | | | | | | | |
| 8247 | | | | | | | | | | | | | | | | | | | | | | ✓ |
| 8248 | | | | | | | | | | | | | | | | | | | | | | ✓ |
| 8249 | | | | | | | | | | | | | | | | | | | | | | |
| 7190 | | | | | | | | | | | | | | | | | | | | | | ✓ |
| 7191 | | | | | | | | | | | | | | | | | | | | | | ✓ |
| 7280 | | | | | | | | | | | | | | | | | | | | | | |
| 7285 | | | | | | | | | | | | | | | | | | | | | | |
| 7290 | | | | | | | | | | | | | | | | | | | | | | |
| 7291 | | | | | | | | | | | | | | | | | | | | | | |
| 7292 | | | | | | | | | | | | | | | | | | | | | | |
| 7293 | | | | | | | | | | | | | | | | | | | | | | |
| 7154TC | | | | | | | | | | | | | | | | | | | | | | |
| 8140M2 | | | | | | | | | | | | | | | | | | | | | | |
| 8150M2 | | | | | | | | | | | | | | | | | | | | | | |
| 8160 M2 | | | | | | | | | | | | | | | | | | | | | | |
| 8154PSP | | | | | | | | | | | | | | | | | | | | | | |
| 8140PS | | | | | | | | | | | | | | | | | | | | | | |
| 8141PS | | | | | | | | | | | | | | | | | | | | | | |
| RX 8142PS | | | | | | | | | | | | | | | | | | | | | | |
| RX 8147PS | | | | | | | | | | | | | | | | | | | | | | |
| 8150PS | | | | | | | | | | | | | | | | | | | | | | |
| 8160PS | | | | | | | | | | | | | | | | | | | | | | |
| RX8160BPS | | | | | | | | | | | | | | | | | | | | | | |
| 8161PS | | | | | | | | | | | | | | | | | | | | | | |

**Piano wire**
Tensile strength of wire 2400 MPa

**Hard wire**
Tensible strength of wire 1800 MPa

**Medium Hard wire**
Tensible strength of wire 800 MPa

**Soft wire**
Tensible strength of wire 250 MPa

RX — The ultimate in ergonomic and ESD safe handles

80 — Traditional ESD safe 80 Series handles

SUP — Traditional ESD safe Supreme Series handles

HS — Original ESD safe ergonomic handle design, soft foam grips

CO — ESD safe Conductive handles

M — Traditional ESD safe Medical Series handles

Lead Catcher Part Numbers: 813, 814, 816

# **RX Series** The ultimate in comfort, performance and precision

We have put all of our experience, technical expertise and ergonomic know-how into the successful RX Series. Take a close look at any RX tool, try it out and then compare it to all competitors on the market. Lindström RX Series will always come out on top!




Our scientific ERGO® Development Program (the "11-Point Program") has resulted in many successful and scientifically evaluated ergonomic tools.

While many others just talk about ergonomics, we deliver scientifically validated solutions.

All Lindström cutters and pliers are ESD safe and safely dissipate electrostatic charges, reducing the possibility of damage to sensitive components.

*Warning! Lindström cutters and pliers should never be used on electrified equipment.*

*RX 7891 chain nose pliers. 32 mm jaw length, serrated with radiused edges.*

*RX 8150 oval head cutter. Ideal for cutting leads, jewelry wire, and general assembly applications.*

# The original Lindström **80 Series** Cutters

Tried and true performance for the traditional user. The Lindström 80 Series remains the top choice for the traditional user. This range of cutters offers unsurpassed cutting capacity covering a wide range of wire dimensions and types. This is the technology that "started it all" for Lindström.



*8144 tapered head cutter, ideal for assembly work where accessibility is a consideration.*

*8140 oval head cutter, ideal for wire harness work and standard printed circuit board assembly.*

# Lindström **Supreme Series** for dependable results

The Supreme Series features a precision screw & nut in an advanced lap joint design. Joint play is held to a minimum, ensuring precise alignment of the jaws even at the tips. Supreme Series oblique end cutters are preferred by jewelry and wire artists, while transverse cutters are uniquely suited to trimming leads in hard to reach assemblies.

*7292 Supreme miniature end cutter is ideal for use in confined spaces.*

*7590 Supreme round nose pliers with no sharp edges.*

# **HS Series** Extra Large leverage ergonomic handtools

In the 1980s one of the pioneers of telecommunications asked us to modify some pliers and cutters. Lindström worked with the customer to develop handles that were longer, softer to the touch and provided more surface area to grip and manipulate the tools. The customer loved them! Howard Gittleson, a pioneer of ergonomic handtool research, dubbed this new design HandSaver, which we continue to produce today as the HS Series handle option.

80 Series Features + Overall handle length is increased by more than 30 mm (1.27") to avoid pressure points in palm.

HS handles can be added to any 80 Series or Supreme Series cutter or pliers. Continued research by Lindström into ergonomic principals, after partnering with a design firm in Sweden and ergonomic experts at the University of Michigan, eventually led to the RX Series design.

But it all started with HandSaver handles, which are still very popular and available to customers who specify them.



# Diagonal Cutters

# Oval Head

- Precision screw joint minimises friction and maximises alignment of cutting edges
- Precision induction hardened cutting edges 63–65 HRC
- Material: High performance alloy steel
- Cutting capacity is listed for solid copper wire
- Black Oxide finish

*Ideal for cutting leads, jewelry wire, and general assembly applications*



**Micro-Bevel®** **Flush** **Ultra-Flush**

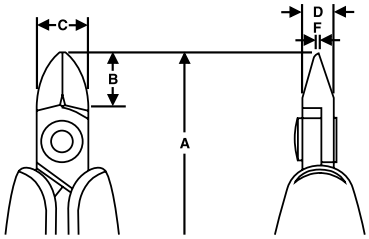


## RX Series:

Two-component ESD safe Ergo™ handles: Thermoplastic surface on tough polypropylene provides superior grip

- Micro-Touch™: The shape of the handles makes it possible to control and rotate the pliers between thumb and index finger for precision work
- Biospring reduces tension throughout the working cycle of the tool and can be adjusted in three different positions

RX Series

| Part No. | | | A mm / in | B mm / in | C mm / in | D mm / in | F mm / in | mm / in | | g | Ω |
|---|---|---|---|---|---|---|---|---|---|---|---|
| RX 8130 | Oval | XS | 133.5 / 5.25 | 8.5 / 0.33 | 8.0 / 0.31 | 5.0 / 0.2 | 0.8 / 0.03 | 0.2-1.0 / 0.00 | Micro-Bevel® | 68 | Dissipative |
| RX 8131 | Oval | XS | 133.5 / 5.25 | 8.5 / 0.33 | 8.0 / 0.31 | 5.0 / 0.2 | 0.8 / 0.03 | 0.1-1.0 / 0.00 | Flush | 68 | Dissipative |
| RX 8132 | Oval | XS | 133.5 / 5.25 | 8.5 / 0.33 | 8.0 / 0.31 | 5.0 / 0.2 | 0.8 / 0.03 | 0.1-0.8 / 0.00-0.03 | Ultra-Flush® | 68 | Dissipative |
| RX 8140 | Oval | S | 135.5 / 5.33 | 10.5 / 0.41 | 10.0 / 0.39 | 6.0 / 0.24 | 0.8 / 0.03 | 0.2-1.25 / 0.00-0.05 | Micro-Bevel® | 70 | Dissipative |
| RX 8141 | Oval | S | 135.5 / 5.33 | 10.5 / 0.41 | 10.0 / 0.39 | 6.0 / 0.24 | 0.8 / 0.03 | 0.1-1.25 / 0.00-0.05 | Flush | 70 | Dissipative |
| RX 8142 | Oval | S | 135.5 / 5.33 | 10.5 / 0.41 | 10.0 / 0.39 | 6.0 / 0.24 | 0.8 / 0.03 | 0.1-1.0 / 0.00-0.04 | Ultra-Flush® | 70 | Dissipative |
| RX 8150 | Oval | M | 138.0 / 5.43 | 13.0 / 0.51 | 12.5 / 0.49 | 6.0 / 0.24 | 1.2 / 0.05 | 0.3-1.6 / 0.01-0.06 | Micro-Bevel® | 73 | Dissipative |
| RX 8151 | Oval | M | 138.0 / 5.43 | 13.0 / 0.51 | 12.5 / 0.49 | 6.0 / 0.24 | 1.2 / 0.05 | 0.2-1.6 / 0.00-0.06 | Flush | 73 | Dissipative |
| RX 8152 | Oval | M | 138.0 / 5.43 | 13.0 / 0.51 | 12.5 / 0.49 | 6.0 / 0.24 | 1.2 / 0.05 | 0.2-1.25 / 0.00-0.05 | Ultra-Flush® | 73 | Dissipative |
| RX 8160 | Oval | L | 147.0 / 5.80 | 16.0 / 0.63 | 16.0 / 0.63 | 8.0 / 0.31 | 1.6 / 0.06 | 0.4-2.0 / 0.02 | Micro-Bevel® | 97 | Dissipative |
| RX 8161 | Oval | L | 147.0 / 5.80 | 16.0 / 0.63 | 16.0 / 0.63 | 8.0 / 0.31 | 1.6 / 0.06 | 0.3-2.0 / 0.01 | Flush | 97 | Dissipative |
| RX 8162 | Oval | L | 147.0 / 5.80 | 16.0 / 0.63 | 16.0 / 0.63 | 8.0 / 0.31 | 1.6 / 0.06 | 0.3-1.6 / 0.01 | Ultra-Flush® | 97 | Dissipative |

# Oval Head

## 80 Series:

ESD safe synthetic mono material with leaf springs

80 Series

| Part No. | | | A mm / in | B mm / in | C mm / in | D mm / in | F mm / in | mm / in | | g | Ω |
|---|---|---|---|---|---|---|---|---|---|---|---|
| 8130 | Oval | XS | 108.0 / 4.25 | 8.5 / 0.33 | 8.0 / 0.31 | 5.0 / 0.2 | 0.8 / 0.03 | 0.2-1.0 / 0.01-0.04 | Micro-Bevel® | 43 | Dissipative |
| 8131 | Oval | XS | 108.0 / 4.25 | 8.5 / 0.33 | 8.0 / 0.31 | 5.0 / 0.2 | 0.8 / 0.03 | 0.1-1.0 / 0.00-0.04 | Flush | 43 | Dissipative |
| 8132 | Oval | XS | 108.0 / 4.25 | 8.5 / 0.33 | 8.0 / 0.31 | 5.0 / 0.2 | 0.8 / 0.03 | 0.1-0.8 / 0.00-0.03 | Ultra-Flush® | 43 | Dissipative |
| 8140 | Oval | S | 110.0 / 4.33 | 10.5 / 0.41 | 10.0 / 0.39 | 6.0 / 0.24 | 0.8 / 0.03 | 0.2-1.25 / 0.01-0.05 | Micro-Bevel® | 46 | Dissipative |
| 8141 | Oval | S | 110.0 / 4.33 | 10.5 / 0.41 | 10.0 / 0.39 | 6.0 / 0.24 | 0.8 / 0.03 | 0.1-1.25 / 0.00-0.05 | Flush | 46 | Dissipative |
| 8142 | Oval | S | 110.0 / 4.33 | 10.5 / 0.41 | 10.0 / 0.39 | 6.0 / 0.24 | 0.8 / 0.03 | 0.1-1.0 / 0.00-0.04 | Ultra-Flush® | 46 | Dissipative |
| 8150 | Oval | M | 112.5 / 4.43 | 13.0 / 0.51 | 12.5 / 0.50 | 6.0 / 0.24 | 1.2 / 0.05 | 0.3-1.6 / 0.01-0.06 | Micro-Bevel® | 50 | Dissipative |
| 8151 | Oval | M | 112.5 / 4.43 | 13.0 / 0.51 | 12.5 / 0.50 | 6.0 / 0.24 | 1.2 / 0.05 | 0.2-1.6 / 0.01-0.06 | Flush | 50 | Dissipative |
| 8152 | Oval | M | 112.5 / 4.43 | 13.0 / 0.51 | 12.5 / 0.50 | 6.0 / 0.24 | 1.2 / 0.05 | 0.1-1.25 / 0.00-0.05 | Ultra-Flush® | 50 | Dissipative |
| 8160 | Oval | L | 125.0 / 4.92 | 16.0 / 0.63 | 16.0 / 0.63 | 8.0 / 0.31 | 1.6 / 0.06 | 0.4-2.0 / 0.02-0.08 | Micro-Bevel® | 88 | Dissipative |
| 8161 | Oval | L | 125.0 / 4.92 | 16.0 / 0.63 | 16.0 / 0.63 | 8.0 / 0.31 | 1.6 / 0.06 | 0.3-2.0 / 0.01-0.08 | Flush | 88 | Dissipative |
| 8162 | Oval | L | 125.0 / 4.92 | 16.0 / 0.63 | 16.0 / 0.63 | 8.0 / 0.31 | 1.6 / 0.06 | 0.3-1.6 / 0.01-0.08 | Ultra-Flush® | 88 | Dissipative |
| 8131 CO | Oval | XS | 108.0 / 4.25 | 8.5 / 0.33 | 8.0 / 0.31 | 5.0 / 0.2 | 0.8 / 0.03 | 0.1-1.0 / 0.00-0.04 | Flush | 43 | **Conductive** |
| 8140 CO | Oval | S | 110.0 / 4.33 | 10.5 / 0.41 | 10.0 / 0.39 | 6.0 / 0.24 | 0.8 / 0.03 | 0.2-1.25 / 0.01-0.05 | Micro-Bevel® | 46 | **Conductive** |
| 8141 CO | Oval | S | 110.0 / 4.33 | 1.5 / 0.41 | 10.0 / 0.39 | 6.0 / 0.24 | 0.8 / 0.03 | 0.1-1.25 / 0.00-0.05 | Flush | 46 | **Conductive** |
| 8142 CO | Oval | S | 110.0 / 4.33 | 10.5 / 0.41 | 10.0 / 0.39 | 6.0 / 0.24 | 0.8 / 0.03 | 0.1-1.0 / 0.00-0.04 | Ultra-Flush® | 46 | **Conductive** |
| 8150 CO | Oval | M | 112.5 / 4.43 | 13.0 / 0.51 | 12.5 / 0.50 | 6.0 / 0.24 | 1.2 / 0.05 | 0.3-1.6 / 0.01-0.06 | Micro-Bevel® | 50 | **Conductive** |
| 8151 CO | Oval | M | 112.5 / 4.43 | 12.5 / 0.50 | 12.5 / 0.50 | 6.0 / 0.24 | 1.2 / 0.05 | 0.2-1.6 / 0.01-0.06 | Flush | 50 | **Conductive** |
| 8160 CO | Oval | L | 125.0 / 4.92 | 16.0 / 0.63 | 16.0 / 0.63 | 8.0 / 0.31 | 1.6 / 0.06 | 0.4-2.0 / 0.02-0.08 | Micro-Bevel® | 88 | **Conductive** |
| 8161 CO | Oval | L | 125.0 / 4.92 | 16.0 / 0.63 | 16.0 / 0.63 | 8.0 / 0.31 | 1.6 / 0.06 | 0.3-2.0 / 0.01-0.08 | Flush | 88 | **Conductive** |

## HS Series:

Long, foam covered handles provide added leverage, an ergonomic grip, and reduced fatigue

HS Series

| Part No. | | | A mm / in | B mm / in | C mm / in | D mm / in | F mm / in | mm / in | | g | Ω |
|---|---|---|---|---|---|---|---|---|---|---|---|
| HS 8130 | Oval | XS | 140.3 / 5.52 | 8.0 / 0.31 | 8.0 / 0.31 | 5.0 / 0.2 | 0.8 / 0.03 | 0.2-1.25 / 0.01-0.05 | Micro-Bevel® | 91 | Dissipative |
| HS 8131 | Oval | XS | 140.3 / 5.52 | 8.0 / 0.31 | 8.0 / 0.31 | 5.0 / 0.2 | 0.8 / 0.03 | 0.1-1.25 / 0.01-0.05 | Flush | 91 | Dissipative |
| HS 8132 | Oval | XS | 140.3 / 5.52 | 8.0 / 0.31 | 8.0 / 0.31 | 5.0 / 0.2 | 0.8 / 0.03 | 0.1-0.8 / 0.01-0.03 | Ultra-Flush® | 91 | Dissipative |
| HS 8140 | Oval | S | 5.60 / 142.3 | 10.0 / 0.39 | 10.0 / 0.39 | 6.0 / 0.24 | 0.8 / 0.03 | 0.2-1.25 / 0.01-0.05 | Micro-Bevel® | 92 | Dissipative |
| HS 8141 | Oval | S | 5.60 / 142.3 | 10.0 / 0.39 | 10.0 / 0.39 | 6.0 / 0.24 | 0.8 / 0.03 | 0.1-1.25 / 0.01-0.05 | Flush | 92 | Dissipative |
| HS 8142 | Oval | S | 5.60 / 142.3 | 10.0 / 0.39 | 10.0 / 0.39 | 6.0 / 0.24 | 0.8 / 0.03 | 0.1-1.0 / 0.01-0.04 | Ultra-Flush® | 92 | Dissipative |
| HS 8150 | Oval | M | 144.8 / 5.70 | 12.5 / 0.5 | 12.5 / 0.49 | 6.0 / 0.24 | 1.2 / 0.05 | 0.3-1.6 / 0.01-0.06 | Micro-Bevel® | 98 | Dissipative |
| HS8151 | Oval | M | 144.8 / 5.70 | 12.5 / 0.5 | 12.5 / 0.49 | 6.0 / 0.24 | 1.2 / 0.05 | 0.2-1.6 / 0.01-0.06 | Flush | 98 | Dissipative |
| HS8152 | Oval | M | 144.8 / 5.70 | 12.5 / 0.5 | 12.5 / 0.49 | 6.0 / 0.24 | 1.2 / 0.05 | 0.1-1.25 / 0.01-0.05 | Ultra-Flush® | 98 | Dissipative |
| HS 8160 | Oval | L | 157.3 / 6.19 | 16.0 / 0.63 | 16.0 / 0.63 | 8.0 / 0.31 | 1.6 / 0.06 | 0.4-2.0 / 0.02-0.08 | Micro-Bevel® | 136 | Dissipative |
| HS 8161 | Oval | L | 157.3 / 6.19 | 16.0 / 0.63 | 16.0 / 0.63 | 8.0 / 0.31 | 1.6 / 0.06 | 0.3-2.0 / 0.01-0.08 | Flush | 136 | Dissipative |
| HS 8162 | Oval | L | 157.3 / 6.19 | 16.0 / 0.63 | 16.0 / 0.63 | 8.0 / 0.31 | 1.6 / 0.06 | 0.3-2.0 / 0.01-0.08 | Ultra-Flush® | 136 | Dissipative |

# Tapered Head

- Precision screw joint minimises friction and maximises alignment of cutting edges
- Precision induction hardened cutting edges 63–65 HRC
- Material: High performance alloy steel
- Cutting capacity is listed for solid copper wire
- Black Oxide finish

*Ideal for assembly work where accessibility is a consideration*



**Micro-Bevel®** **Flush** **Ultra-Flush**

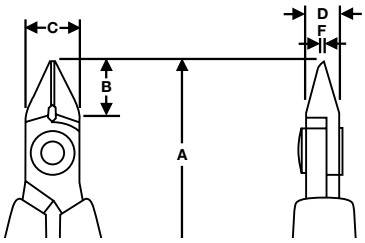


## RX Series:

Two-component ESD safe Ergo™ handles: Thermoplastic surface on tough polypropylene provides superior grip

- Micro-Touch™: The shape of the handles makes it possible to control and rotate the pliers between thumb and index finger for precision work
- Biospring reduces tension throughout the working cycle of the tool and can be adjusted in three different positions

RX Series

| Part No. | | | A mm / in | B mm / in | C mm / in | D mm / in | F mm / in | mm / in | | g | Ω |
|---|---|---|---|---|---|---|---|---|---|---|---|
| RX8133 | Tapered | XS | 108.0 / 4.25 | 8.0 / 0.31 | 8.0 / 0.31 | 5.0 / 0.2 | 0.8 / 0.03 | 0.2–1.0 / 0.008–0.04 | Micro-Bevel® | 66 | Dissipative |
| RX8134 | Tapered | XS | 108.0 / 4.25 | 8.0 / 0.31 | 8.0 / 0.31 | 5.0 / 0.2 | 0.8 / 0.03 | 0.1–0.8 / 0.004–0.03 | Flush | 66 | Dissipative |
| RX8135 | Tapered | XS | 108.0 / 4.25 | 8.0 / 0.31 | 8.0 / 0.31 | 5.0 / 0.2 | 0.8 / 0.03 | 0.1–0.5 / 0.004–0.02 | Ultra-Flush® | 66 | Dissipative |
| RX 8143 | Tapered | S | 135.5 / 5.25 | 10.5 / 0.41 | 8.0 / 0.39 | 6.0 / 0.24 | 0.8 / 0.03 | 0.2-1.25 / 0.01-0.05 | Micro-Bevel® | 68 | Dissipative |
| RX 8144 | Tapered | S | 135.5 / 5.25 | 10.5 / 0.41 | 8.0 / 0.39 | 6.0 / 0.24 | 0.8 / 0.03 | 0.1-1.25 / 0.00-0.05 | Flush | 68 | Dissipative |
| RX 8145 | Tapered | S | 135.5 / 5.25 | 10.5 / 0.41 | 8.0 / 0.39 | 6.0 / 0.24 | 0.8 / 0.03 | 0.1-1.0 / 0.00-0.04 | Ultra-Flush® | 68 | Dissipative |
| RX 8153 | Tapered | M | 138.0 / 5.30 | 13.0 / 0.51 | 12.5 / 0.49 | 6.0 / 0.24 | 1.2 / 0.05 | 0.3-1.6 / 0.01-0.06 | Micro-Bevel® | 71 | Dissipative |
| RX 8154 | Tapered | M | 138.0 / 5.30 | 13.0 / 0.51 | 12.5 / 0.49 | 6.0 / 0.24 | 1.2 / 0.05 | 0.2-1.6 / 0.01-0.06 | Flush | 71 | Dissipative |
| RX8155 | Tapered | M | 138.0 / 5.30 | 13.0 / 0.51 | 12.5 / 0.49 | 6.0 / 0.24 | 1.2 / 0.05 | 0.2-1.25 / 0.01-0.05 | Ultra-Flush® | 71 | Dissipative |
| RX8163 | Tapered | L | 147.0 / 5.80 | 16.0 / 0.63 | 16.0 / 0.63 | 8.0 / 0.31 | 1.6 / 0.06 | 0.4-2.0 / 0.02-0.08 | Micro-Bevel® | 95 | Dissipative |
| RX 8164 | Tapered | L | 147.0 / 5.80 | 16.0 / 0.63 | 16.0 / 0.63 | 8.0 / 0.31 | 1.6 / 0.06 | 0.3-2.0 / 0.01-0.08 | Flush | 95 | Dissipative |
| RX 8165 | Tapered | L | 147.0 / 5.80 | 16.0 / 0.63 | 16.0 / 0.63 | 8.0 / 0.31 | 1.6 / 0.06 | 0.3-1.6 / 0.01-0.06 | Ultra-Flush® | 95 | Dissipative |

# Tapered Head

80 Series

## 80 Series:

ESD safe synthetic mono material with leaf springs

| Part No. | | | A mm / in | B mm / in | C mm / in | D mm / in | F mm / in | mm / in | | g | Ω |
|---|---|---|---|---|---|---|---|---|---|---|---|
| 8133 | Tapered | XS | 108.0 / 4.25 | 8.0 / 0.31 | 8.0 / 0.31 | 5.0 / 0.2 | 0.8 / 0.03 | 0.2-1.0 / 0.008-0.04 | Micro-Bevel® | 43 | Dissipative |
| 8134 | Tapered | XS | 108.0 / 4.25 | 8.0 / 0.31 | 8.0 / 0.31 | 5.0 / 0.2 | 0.8 / 0.03 | 0.1-0.8 / 0.004-0.03 | Flush | 43 | Dissipative |
| 8135 | Tapered | XS | 108.0 / 4.25 | 8.0 / 0.31 | 8.0 / 0.31 | 5.0 / 0.2 | 0.8 / 0.03 | 0.1-0.5 / 0.004-0.02 | Ultra-Flush® | 43 | Dissipative |
| 8143 | Tapered | S | 110.0 / 4.33 | 10.5 / 0.41 | 8.0 / 0.39 | 6.0 / 0.24 | 0.8 / 0.03 | 0.2-1.25 / 0.01-0.05 | Micro-Bevel® | 46 | Dissipative |
| 8144 | Tapered | S | 110.0 / 4.33 | 10.5 / 0.41 | 8.0 / 0.39 | 6.0 / 0.24 | 0.8 / 0.03 | 0.2-1.25 / 0.01-0.05 | Flush | 46 | Dissipative |
| 8145 | Tapered | S | 110.0 / 4.33 | 10.5 / 0.41 | 8.0 / 0.39 | 6.0 / 0.24 | 0.8 / 0.03 | 0.1-1.0 / 0.00-0.04 | Ultra-Flush® | 46 | Dissipative |
| 8153 | Tapered | M | 112.5 / 4.43 | 13.0 / 0.51 | 12.5 / 0.50 | 6.0 / 0.24 | 1.2 / 0.05 | 0.3-1.6 / 0.01-0.06 | Micro-Bevel® | 49 | Dissipative |
| 8154 | Tapered | M | 112.5 / 4.43 | 13.0 / 0.51 | 12.5 / 0.50 | 6.0 / 0.24 | 1.2 / 0.05 | 0.2-1.6 / 0.01-0.06 | Flush | 49 | Dissipative |
| 8155 | Tapered | M | 112.5 / 4.43 | 13.0 / 0.51 | 12.5 / 0.50 | 6.0 / 0.24 | 1.2 / 0.05 | 0.2-1.25 / 0.01-0.05 | Ultra-Flush® | 49 | Dissipative |
| 8163 | Tapered | L | 125.0 / 4.92 | 16.0 / 0.63 | 16.0 / 0.63 | 8.0 / 0.31 | 1.6 / 0.06 | 0.4-2.0 / 0.02-0.08 | Micro-Bevel® | 88 | Dissipative |
| 8164 | Tapered | L | 125.0 / 4.92 | 16.0 / 0.63 | 16.0 / 0.63 | 8.0 / 0.31 | 1.6 / 0.06 | 0.3-2.0 / 0.01-0.08 | Flush | 88 | Dissipative |
| 8165 | Tapered | L | 125.0 / 4.92 | 16.0 / 0.63 | 16.0 / 0.63 | 8.0 / 0.31 | 1.6 / 0.06 | 0.3-1.6 / 0.01-0.06 | Ultra-Flush® | 88 | Dissipative |
| 8144 CO | Tapered | S | 110.0 / 4.33 | 10.5 / 0.41 | 10.0 / 0.39 | 6.0 / 0.24 | 0.8 / 0.03 | 0.2-1.25 / 0.01-0.05 | Flush | 46 | **Conductive** |
| 8154 CO | Tapered | M | 112.5 / 4.43 | 13.0 / 0.51 | 12.5 / 0.50 | 6.0 / 0.24 | 1.2 / 0.05 | 0.2-1.6 / 0.01-0.06 | Flush | 49 | **Conductive** |
| 8163 CO | Tapered | L | 125.0 / 4.92 | 16.0 / 0.63 | 16.0 / 0.63 | 8.0 / 0.31 | 1.6 / 0.06 | 0.4-2.0 / 0.02-0.08 | Micro-Bevel® | 88 | **Conductive** |
| 8165 CO | Tapered | L | 125.0 / 4.92 | 16.0 / 0.63 | 16.0 / 0.63 | 8.0 / 0.31 | 1.6 / 0.06 | 0.3-1.6 / 0.01-0.06 | Ultra-Flush® | 88 | **Conductive** |

## Supreme Series:

ESD safe synthetic mono material with leaf springs

Natural finish

Supreme Series

| Part No. | | | A mm / in | B mm / in | C mm / in | D mm / in | F mm / in | mm / in | | g | Ω |
|---|---|---|---|---|---|---|---|---|---|---|---|
| 7190 | Tapered | S | 108.0 / 4.29 | 9.0 / 0.35 | 9.0 / 0.35 | 6.0 / 0.24 | 1.0 / 0.04 | 0.2-1.0 / 0.00-0.04 | Micro-Bevel® | 50 | Dissipative |
| 7191 | Tapered | S | 108.0 / 4.29 | 9.0 / 0.35 | 9.0 / 0.35 | 6.0 / 0.24 | 1.0 / 0.04 | 0.1-1.0 / 0.00-0.04 | Flush | 50 | Dissipative |
| 7190 CO | Tapered | S | 108.0 / 4.29 | 9.0 / 0.35 | 9.0 / 0.35 | 6.0 / 0.24 | 1.0 / 0.04 | 0.2-1.0 / 0.00-0.04 | Micro-Bevel® | 50 | **Conductive** |
| 7191 CO | Tapered | S | 108.0 / 4.29 | 9.0 / 0.35 | 9.0 / 0.35 | 6.0 / 0.24 | 1.0 / 0.04 | 0.1-1.0 / 0.00-0.04 | Flush | 50 | **Conductive** |

## HS Series:

Long, foam covered handles provide added leverage, an ergonomic grip, and reduced fatigue

HS Series

| Part No. | | | A mm / in | B mm / in | C mm / in | D mm / in | F mm / in | mm / in | | g | Ω |
|---|---|---|---|---|---|---|---|---|---|---|---|
| HS8133 | Tapered | XS | 140.3 / 5.52 | 8.0 / 0.31 | 8.0 / 0.31 | 5.0 / 0.2 | 0.8 / 0.03 | 0.2-1.0 / 0.008-0.04 | Micro-Bevel® | 91 | Dissipative |
| HS8134 | Tapered | XS | 140.3 / 5.52 | 8.0 / 0.31 | 8.0 / 0.31 | 5.0 / 0.2 | 0.8 / 0.03 | 0.1-0.8 / 0.004-0.03 | Flush | 91 | Dissipative |
| HS8135 | Tapered | XS | 140.3 / 5.52 | 8.0 / 0.31 | 8.0 / 0.31 | 5.0 / 0.2 | 0.8 / 0.03 | 0.1-0.5 / 0.00-0.02 | Ultra-Flush® | 91 | Dissipative |
| HS 8143 | Tapered | S | 5.60 / 142.3 | 10.0 / 0.39 | 10.0 / 0.39 | 6.0 / 0.24 | 0.8 / 0.03 | 0.2-1.25 / 0.01-0.05 | Micro-Bevel® | 91 | Dissipative |
| HS 8144 | Tapered | S | 5.60 / 142.3 | 10.0 / 0.39 | 10.0 / 0.39 | 6.0 / 0.24 | 0.8 / 0.03 | 0.2-1.25 / 0.01-0.05 | Flush | 91 | Dissipative |
| HS 8145 | Tapered | S | 5.60 / 142.3 | 10.0 / 0.39 | 10.0 / 0.39 | 6.0 / 0.24 | 0.8 / 0.03 | 0.1-1.0 / 0.01-0.04 | Ultra-Flush® | 91 | Dissipative |
| HS8153 | Tapered | M | 144.8 / 5.70 | 12.5 / 0.5 | 12.5 / 0.49 | 6.0 / 0.24 | 1.2 / 0.05 | 0.3–1.6 / 0.01–0.06 | Micro-Bevel® | 97 | Dissipative |
| HS8154 | Tapered | M | 144.8 / 5.70 | 12.5 / 0.5 | 12.5 / 0.49 | 6.0 / 0.24 | 1.2 / 0.05 | 0.2–1.6 / 0.01–0.06 | Flush | 97 | Dissipative |
| HS8155 | Tapered | M | 144.8 / 5.70 | 12.5 / 0.5 | 12.5 / 0.49 | 6.0 / 0.24 | 1.2 / 0.05 | 0.2-1.25 / 0.01-0.05 | Ultra-Flush® | 97 | Dissipative |
| HS 8163 | Tapered | L | 157.3 / 6.19 | 16.0 / 0.63 | 16.0 / 0.63 | 8.0 / 0.31 | 1.6 / 0.06 | 0.3-2.0 / 0.01-0.08 | Micro-Bevel® | 136 | Dissipative |
| HS 8164 | Tapered | L | 157.3 / 6.19 | 16.0 / 0.63 | 16.0 / 0.63 | 8.0 / 0.31 | 1.6 / 0.06 | 0.3-2.0 / 0.01-0.08 | Flush | 136 | Dissipative |
| HS8165 | Tapered | L | 157.3 / 6.19 | 16.0 / 0.63 | 16.0 / 0.63 | 8.0 / 0.31 | 1.6 / 0.06 | 0.3–1.6 / 0.01–0.06 | Ultra-Flush® | 136 | Dissipative |

# Tapered & Relieved Head

- Precision screw joint minimises friction and maximises alignment of cutting edges
- Precision induction hardened cutting edges 63–65 HRC
- Material: High performance alloy steel
- Cutting capacity is listed for solid copper wire
- Black Oxide finish

*Ideal for use in confined spaces and for rework*



**Micro-Bevel®** **Flush** **Ultra-Flush**

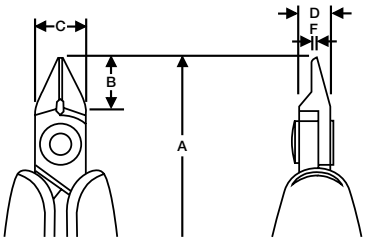


## RX Series:

Two-component ESD safe Ergo™ handles: Thermoplastic surface on tough polypropylene provides superior grip

- Micro-Touch™: The shape of the handles makes it possible to control and rotate the pliers between thumb and index finger for precision work
- Biospring reduces tension throughout the working cycle of the tool and can be adjusted in three different positions

RX Series

| Part No. | | | A mm / in | B mm / in | C mm / in | D mm / in | F mm / in | mm / in | | g | Ω |
|---|---|---|---|---|---|---|---|---|---|---|---|
| RX8136 | Tapered & Relieved | XS | 108.0 / 4.25 | 8.0 / 0.31 | 8.0 / 0.31 | 5.0 / 0.2 | 0.8 / 0.03 | 0.1-0.8 / 0.004-0.03 | Micro-Bevel® | 66 | Dissipative |
| RX 8137 | Tapered & Relieved | XS | 108.0 / 4.25 | 8.0 / 0.31 | 8.0 / 0.31 | 5.0 / 0.2 | 0.8 / 0.03 | 0.1-0.8 / 0.004-0.03 | Flush | 66 | Dissipative |
| RX8138 | Tapered & Relieved | XS | 108.0 / 4.25 | 8.0 / 0.31 | 8.0 / 0.31 | 5.0 / 0.2 | 0.8 / 0.03 | 0.1-0.5 / 0.004-0.02 | Ultra-Flush® | 66 | Dissipative |
| RX 8146 | Tapered & Relieved | S | 135.5 / 5.25 | 10.5 / 0.41 | 10.0 / 0.39 | 6.0 / 0.24 | 0.8 / 0.03 | 0.2-1.0 / 0.01-0.04 | Micro-Bevel® | 68 | Dissipative |
| RX 8147 | Tapered & Relieved | S | 135.5 / 5.25 | 10.5 / 0.41 | 10.0 / 0.39 | 6.0 / 0.24 | 0.8 / 0.03 | 0.1-1.0 / 0.00-0.04 | Flush | 68 | Dissipative |
| RX 8148 | Tapered & Relieved | S | 135.5 / 5.25 | 10.5 / 0.41 | 10.0 / 0.39 | 6.0 / 0.24 | 0.8 / 0.03 | 0.1-0.8 / 0.00-0.03 | Ultra-Flush® | 68 | Dissipative |
| RX 8156 | Tapered & Relieved | M | 138.0 / 5.30 | 13.0 / 0.51 | 12.5 / 0.49 | 6.0 / 0.24 | 1.2 / 0.05 | 0.3-1.25 / 0.01-0.05 | Ultra-Flush® | 70 | Dissipative |
| RX 8157 | Tapered & Relieved | M | 138.0 / 5.30 | 13.0 / 0.51 | 12.5 / 0.49 | 6.0 / 0.24 | 1.2 / 0.05 | 0.2-1.25 / 0.01-0.05 | Flush | 70 | Dissipative |
| RX 8158 | Tapered & Relieved | M | 138.0 / 5.30 | 13.0 / 0.51 | 12.5 / 0.49 | 6.0 / 0.24 | 1.2 / 0.05 | 0.2-1.0 / 0.01-0.04 | Ultra-Flush® | 70 | Dissipative |
| RX8166 | Tapered & Relieved | L | 147.0 / 5.80 | 16.0 / 0.63 | 16.0 / 0.63 | 8.0 / 0.31 | 1.6 / 0.06 | 0.4-1.5 / 0.02-0.06 | Micro-Bevel® | 139 | Dissipative |
| RX 8167 | Tapered & Relieved | L | 147.0 / 5.80 | 16.0 / 0.63 | 16.0 / 0.63 | 8.0 / 0.31 | 1.6 / 0.06 | 0.3-1.5 / 0.01–0.06 | Flush | 139 | Dissipative |
| RX 8168 | Tapered & Relieved | L | 147.0 / 5.80 | 16.0 / 0.63 | 16.0 / 0.63 | 8.0 / 0.31 | 1.6 / 0.06 | 0.3-1.25 / 0.01-0.05 | Ultra-Flush® | 139 | Dissipative |

## RX Series:

### EXTRA SLIM HEAD

Lindström Unique Head

RX Series

| Part No. | | | A mm / in | B mm / in | C mm / in | D mm / in | F mm / in | mm / in | | g | Ω |
|---|---|---|---|---|---|---|---|---|---|---|---|
| RX8137MX | Tapered & Relieved | XS | 108.0 / 4.25 | 8.0 / 0.31 | 8.0 / 0.31 | 5.0 / 0.2 | **0.1 / 0.0** | 0.1-0.8 / 0.004-0.03 | Flush | 66 | Dissipative |
| RX8138MX | Tapered & Relieved | XS | 108.0 / 4.25 | 8.0 / 0.31 | 8.0 / 0.31 | 5.0 / 0.2 | **0.1 / 0.0** | 0.1-0.8 / 0.004-0.03 | Ultra-Flush® | 66 | Dissipative |

*Unique cutting heads developed together with specific end-user to solve critical applications*

# Tapered & Relieved Head

80 Series

## 80 Series:

ESD safe synthetic mono material with leaf springs

| Part No. | | | A mm / in | B mm / in | C mm / in | D mm / in | F mm / in | mm / in | | g | Ω |
|---|---|---|---|---|---|---|---|---|---|---|---|
| 8136 | Tapered & Relieved | XS | 108.0 / 4.25 | 8.0 / 0.31 | 8.0 / 0.31 | 5.0 / 0.2 | 0.6 / 0.02 | 0.1-0.8 / 0.004-0.03 | Micro-Bevel® | 43 | Dissipative |
| 8137 | Tapered & Relieved | XS | 108.0 / 4.25 | 8.0 / 0.31 | 8.0 / 0.31 | 5.0 / 0.2 | 0.6 / 0.02 | 0.1-0.8 / 0.004-0.03 | Flush | 43 | Dissipative |
| 8138 | Tapered & Relieved | XS | 108.0 / 4.25 | 8.0 / 0.31 | 8.0 / 0.31 | 5.0 / 0.2 | 0.6 / 0.02 | 0.1-0.5 / 0.004-0.02 | Ultra-Flush® | 43 | Dissipative |
| 8146 | Tapered & Relieved | S | 110.5 / 4.33 | 10.0 / 0.39 | 10.0 / 0.39 | 6.0 / 0.24 | 0.8 / 0.03 | 0.2-1.0 / 0.01-0.04 | Micro-Bevel® | 46 | Dissipative |
| 8147 | Tapered & Relieved | S | 110.5 / 4.33 | 10.0 / 0.39 | 10.0 / 0.39 | 6.0 / 0.24 | 0.8 / 0.03 | 0.1-1.0 / 0.01-0.04 | Flush | 46 | Dissipative |
| 8148 | Tapered & Relieved | S | 110.5 / 4.33 | 10.0 / 0.39 | 10.0 / 0.39 | 6.0 / 0.24 | 0.8 / 0.03 | 0.1-0.8 / 0.00-0.03 | Ultra-Flush® | 45 | Dissipative |
| 8156 | Tapered & Relieved | M | 112.5 / 4.43 | 12.5 / 0.5 | 12.5 / 0.50 | 6.0 / 0.24 | 1.2 / 0.05 | 0.3-1.25 / 0.01-0.05 | Micro-Bevel® | 49 | Dissipative |
| 8157 | Tapered & Relieved | M | 112.5 / 4.43 | 12.5 / 0.5 | 12.5 / 0.50 | 6.0 / 0.24 | 1.2 / 0.05 | 0.2-1.25 / 0.01-0.05 | Flush | 49 | Dissipative |
| 8158 | Tapered & Relieved | M | 112.5 / 4.43 | 12.5 / 0.5 | 12.5 / 0.50 | 6.0 / 0.24 | 1.2 / 0.05 | 0.2-1.0 / 0.01-0.04 | Ultra-Flush® | 49 | Dissipative |
| 8166L | Tapered & Relieved | L | 125.0 / 4.92 | 16.0 / 0.63 | 16.0 / 0.63 | 8.0 / 0.31 | 1.6 / 0.06 | 0.4-1.5 / 0.02-0.06 | Micro-Bevel® | 52 | Dissipative |
| 8167L | Tapered & Relieved | L | 125.0 / 4.92 | 16.0 / 0.63 | 16.0 / 0.63 | 8.0 / 0.31 | 1.6 / 0.06 | 0.3-1.5 / 0.01-0.06 | Flush | 52 | Dissipative |
| 8168L | Tapered & Relieved | L | 125.0 / 4.92 | 16.0 / 0.63 | 16.0 / 0.63 | 8.0 / 0.31 | 1.6 / 0.06 | 0.3-1.25 / 0.01-0.05 | Ultra-Flush® | 51 | Dissipative |
| 8148 CO | Tapered & Relieved | S | 110.0 / 4.33 | 10.0 / 0.39 | 10.0 / 0.39 | 6.0 / 0.24 | 0.8 / 0.03 | 0.1-0.8 / 0.00-0.03 | Ultra-Flush® | 45 | **Conductive** |

HS Series

## HS Series:

Long, foam covered handles provide added leverage, an ergonomic grip, and reduced fatigue

| Part No. | | | A mm / in | B mm / in | C mm / in | D mm / in | F mm / in | mm / in | | g | Ω |
|---|---|---|---|---|---|---|---|---|---|---|---|
| HS8136 | Tapered & Relieved | XS | 140.3 / 5.52 | 8.0 / 0.31 | 8.0 / 0.31 | 5.0 / 0.2 | 0.8 / 0.03 | 0.1-0.8 / 0.004-0.03 | Micro-Bevel® | 91 | Dissipative |
| HS8137 | Tapered & Relieved | XS | 140.3 / 5.52 | 8.0 / 0.31 | 8.0 / 0.31 | 5.0 / 0.2 | 0.8 / 0.03 | 0.1-0.8 / 0.004-0.03 | Flush | 91 | Dissipative |
| HS8138 | Tapered & Relieved | XS | 140.3 / 5.52 | 8.0 / 0.31 | 8.0 / 0.31 | 5.0 / 0.2 | 0.8 / 0.03 | 0.1-0.5 / 0.004-0.02 | Ultra-Flush® | 91 | Dissipative |
| HS8146 | Tapered & Relieved | S | 5.60 / 142.3 | 10.0 / 0.39 | 10.0 / 0.39 | 6.0 / 0.24 | 0.8 / 0.03 | 0.2-1.0 / 0.01-0.04 | Micro-Bevel® | 91 | Dissipative |
| HS8147 | Tapered & Relieved | S | 5.60 / 142.3 | 10.0 / 0.39 | 10.0 / 0.39 | 6.0 / 0.24 | 0.8 / 0.03 | 0.1-1.0 / 0.01-0.04 | Flush | 91 | Dissipative |
| HS 8148 | Tapered & Relieved | S | 5.60 / 142.3 | 10.0 / 0.39 | 10.0 / 0.39 | 6.0 / 0.24 | 0.8 / 0.03 | 0.1–0.8 / 0.01–0.03 | Ultra-Flush® | 90 | Dissipative |
| HS8156 | Tapered & Relieved | M | 144.8 / 5.70 | 12.5 / 0.5 | 12.5 / 0.49 | 6.0 / 0.24 | 1.0 / 0.04 | 0.3-1.25 / 0.01-0.05 | Micro-Bevel® | 97 | Dissipative |
| HS8157 | Tapered & Relieved | M | 144.8 / 5.70 | 12.5 / 0.5 | 12.5 / 0.49 | 6.0 / 0.24 | 1.0 / 0.04 | 0.2-1.25 / 0.01-0.05 | Flush | 97 | Dissipative |
| HS8158 | Tapered & Relieved | M | 144.8 / 5.70 | 12.5 / 0.5 | 12.5 / 0.49 | 6.0 / 0.24 | 1.0 / 0.04 | 0.2-1.0 / 0.01-0.04 | Ultra-Flush® | 97 | Dissipative |
| HS8166 | Tapered & Relieved | L | 125.0 / 4.92 | 16.0 / 0.63 | 16.0 / 0.63 | 8.0 / 0.31 | 1.6 / 0.06 | 0.4-1.5 / 0.02-0.06 | Micro-Bevel® | 139 | Dissipative |
| HS8167 | Tapered & Relieved | L | 125.0 / 4.92 | 16.0 / 0.63 | 16.0 / 0.63 | 8.0 / 0.31 | 1.6 / 0.06 | 0.3-1.5 / 0.01-0.06 | Flush | 139 | Dissipative |
| HS8168 | Tapered & Relieved | L | 125.0 / 4.92 | 16.0 / 0.63 | 16.0 / 0.63 | 8.0 / 0.31 | 1.6 / 0.06 | 0.3-1.25 / 0.01-0.05 | Ultra-Flush® | 139 | Dissipative |

*Flush cutters are identified by a circle on the handle.*
*Double circles indicate Ultra-Flush® cutters.*

# Stripping Head

- Precision screw joint minimises friction and maximises alignment of cutting edges
- Precision induction hardened cutting edges 63–65 HRC
- Material: High performance alloy steel
- Cutting capacity is listed for solid copper wire
- Black Oxide finish

8160 J
**Stripping Capacity:** > 0,5 mm

8150 SK
**Stripping Capacity:** > 0,9 - 1,8 mm

*Ideal for wire harness work & standard printed circuit board assembly*
*Also valid for stripping*



**Micro-Bevel®**

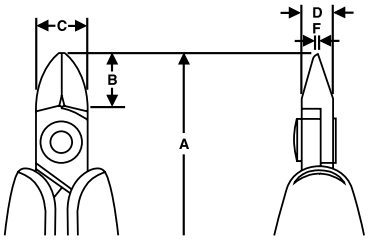


## 80 Series:

ESD safe synthetic mono material with leaf springs

Lindström
Unique Head

80 Series

| Part No. | | | A mm / in | B mm / in | C mm / in | D mm / in | F mm / in | mm / in | | g | Ω |
|---|---|---|---|---|---|---|---|---|---|---|---|
| 8150 J | Oval | M | 112.5 / 4.43 | 13.0 / 0.51 | 12.5 / 0.50 | 6.0 / 0.24 | 1.2 / 0.05 | Max / 0.5 | Micro-Bevel® | 50 | Dissipative |
| 8160 J | Oval | L | 125.0 / 4.92 | 16.0 / 0.62 | 16.0 / 0.63 | 8.0 / 0.31 | 1.6 / 0.06 | Max / 0.5 | Micro-Bevel® | 87 | Dissipative |

## 80 Series:

ESD safe synthetic mono material with leaf springs

Lindström
Unique Head

80 Series

| Part No. | | | A mm / in | B mm / in | C mm / in | D mm / in | F mm / in | mm / in | | g | Ω |
|---|---|---|---|---|---|---|---|---|---|---|---|
| 8150 SK | Oval | M | 112.5 / 4.43 | 13.0 / 0.51 | 12.5 / 0.50 | 6.0 / 0.24 | 1.2 / 0.05 | 0.3-1.6 / 0.01-0.06 | Micro-Bevel® | 50 | Dissipative |

*Unique cutting heads developed together with specific end-user to solve critical applications*

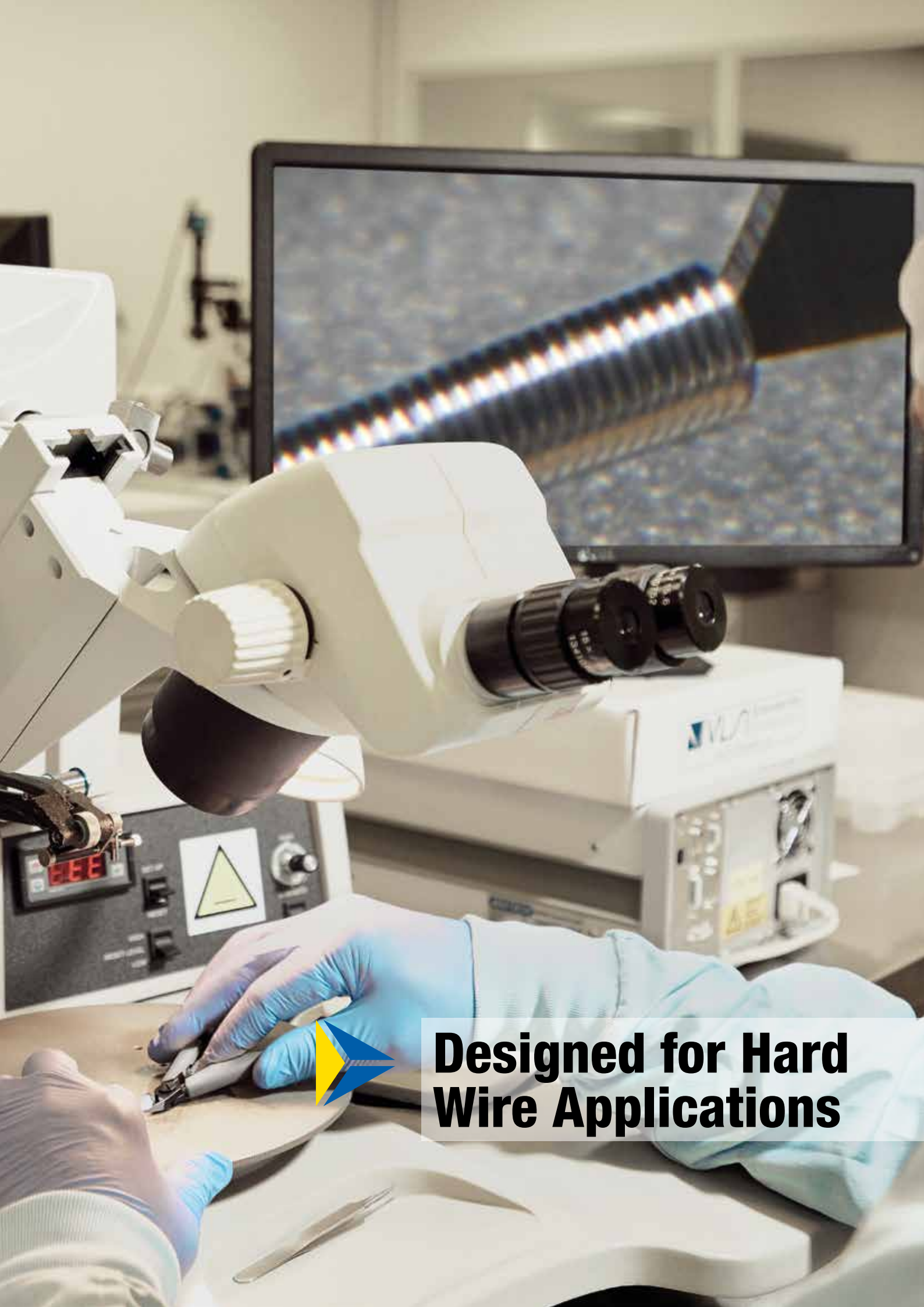

# Designed for Hard Wire Applications

# 7154TC Carbide Insert Cutter

- Carbide Insert Cutters suitable for hard wire materials such as Nitinol, Stainless Steel, Platinum and Titanium
- High performance alloy steel material provides strength and reliability
- Precision lap joint with screw minimizes friction while maximizing cutting edge and tip alignment
- ESD Safe, comfortable synthetic handles with return spring for smooth operation
- Polished, natural finish provides protection against oxidation
- Cutting capacity hard wire from 0.10 mm to 0.40 mm / 0.004 in to 0.016 in. And when tip cutting max 0.2 mm / 0.008 in
- 8154PSP designed for soft materials

*Designed to Cut Guidewires, Catheters & Fine Trimming of Stents*

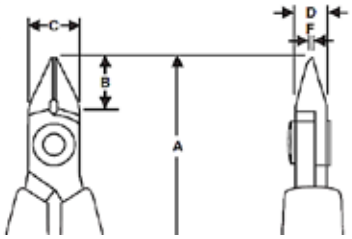


Lindström Unique Head

Carbide Cutter

## Carbide Insert: ESD safe synthetic mono material with leaf springs

| Part No. | | | A mm / in | B mm / in | C mm / in | D mm / in | F mm / in | Soft Wire Cap. mm / in | Hard Wire Cap. mm / in | | Ω |
|---|---|---|---|---|---|---|---|---|---|---|---|
| 7154TC | Tapered | M | 112.5 / 4.43 | 13.0 / 0.51 | 12.5 / 0.49 | 6.0 / 0.24 | 2.0 / 0.08 | 0.1-0.9 / 0.004-0.03 | 0.1-0.4 / 0.004-0.02 | Flush | Dissipative |
| 8154PSP | Tapered | M | 112.5 / 4.43 | 13.0 / 0.51 | 12.5 / 0.49 | 6.0 / 0.24 | 2.0 / 0.08 | 0.2-1.6 / 0.01-0.06 | - | Flush | Dissipative |

*Unique cutting heads developed together with specific end-user to solve critical applications*

## RX Series:

Two-component ESD safe Ergo™ handles: Thermoplastic surface on tough polypropylene provides superior grip

- Micro-Touch™: The shape of the handles makes it possible to control and rotate the pliers between thumb and index finger for precision work
- Biospring reduces tension throughout the working cycle of the tool and can be adjusted in three different positions

RX Series

| Part No. | | | A mm / in | B mm / in | C mm / in | D mm / in | F mm / in | Soft Wire Cap. mm / inch | Hard Wire Cap. mm / inch | | Ω |
|---|---|---|---|---|---|---|---|---|---|---|---|
| RX8140M2 | Oval | S | 135.5 / 5.33 | 10.5 / 0.41 | 10.0 / 0.39 | 6.0 / 0.24 | 0.8 / 0.03 | 0.2–1.25 / 0.01–0.05 | 0.2-0.5 / 0.01-0.02 | Micro-Bevel® | Dissipative |
| RX8150M2 | Oval | M | 138.0 / 5.43 | 13.0 / 0.51 | 12.5 / 0.49 | 6.0 / 0.24 | 1.2 / 0.05 | 0.3-1.6 / 0.01-0.06 | 0.2-0.8 / 0.01-0.03 | Micro-Bevel® | Dissipative |
| RX8160M2 | Oval | L | 147.0 / 5.80 | 16.0 / 0.63 | 16.0 / 0.63 | 8.0 / 0.31 | 1.6 / 0.06 | 0.4-2.0 / 0.02-0.08 | 0.3-0.8 / 0.01-0.03 | Micro-Bevel® | Dissipative |

## M2:

ESD safe synthetic mono material with leaf springs

M2 Series

| Part No. | | | A mm / in | B mm / in | C mm / in | D mm / in | F mm / in | Soft Wire Cap. mm / inch | Hard Wire Cap. mm / inch | | Ω |
|---|---|---|---|---|---|---|---|---|---|---|---|
| 8140M2 | Oval | S | 110.0 / 4.33 | 10.0 / 0.39 | 10.0 / 0.39 | 6.0 / 0.24 | 0.8 / 0.03 | 0.2–1.25 / 0.01–0.05 | 0.2-0.5 / 0.01-0.02 | Micro-Bevel® | Dissipative |
| 8150M2 | Oval | M | 112.5 / 4.43 | 12.5 / 0.50 | 12.5 / 0.50 | 6.0 / 0.24 | 1.2 / 0.05 | 0.3–1.6 / 0.01–0.06 | 0.2-0.8 / 0.01-0.03 | Micro-Bevel® | Dissipative |
| 8160 M2 | Oval | L | 125.0 / 4.92 | 16.0 / 0.63 | 16.0 / 0.63 | 8.0 / 0.31 | 1.6 / 0.06 | 0.4–2.0 / 0.02–0.08 | 0.3-0.8 / 0.01-0.03 | Micro-Bevel® | Dissipative |

# Performance Specific Series

- Sharp and fully aligned edges
- Numerically controlled machining guarantees edge angle accuracy and contact, increasing the tools reliability and consistency
- Produced using high performance alloy steel material provides strength and reliability
- Induction hardening technique and modified cutting edges deliver precise cuts
- Precision screw joint minimizes friction while maximizing cutting edge and tip alignment
- ESD safe, comfortable synthetic handles with return springs for smooth operation
- Phosphate finish provides protection against oxidation and reduces glare under illumination

*Electrical & Electronic Medical Diagnostic Equipment and Instruments*

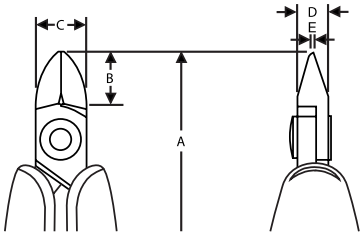


## RX Series:

Two-component ESD safe Ergo™ handles: Thermoplastic surface on tough polypropylene provides superior grip

- Micro-Touch™: The shape of the handles makes it possible to control and rotate the pliers between thumb and index finger for precision work
- Biospring reduces tension throughout the working cycle of the tool and can be adjusted in three different positions

RX Series

| Part No. | | | A mm / in | B mm / in | C mm / in | D mm / in | E mm / in | Soft Wire Cap. mm / inch | Hard Wire Cap. mm / inch | | Ω |
|---|---|---|---|---|---|---|---|---|---|---|---|
| RX8140PS | Oval | S | 112.5 / 4.43 | 10.5 / 0.41 | 10.0 / 0.39 | 6.0 / 0.24 | 0.8 / 0.03 | 0.2-1.25 / 0.01-0.05 | 0.2-0.5 / 0.01-0.02 | Micro-Bevel® | Dissipative |
| RX8141PS | Oval | S | 112.5 / 4.43 | 10.5 / 0.41 | 10.0 / 0.39 | 6.0 / 0.24 | 0.8 / 0.03 | 0.2-1.25 / 0.01-0.05 | 0.2-0.5 / 0.01-0.02 | Flush | Dissipative |
| RX 8142PS | Oval | S | 112.5 / 4.43 | 10.5 / 0.41 | 10.0 / 0.39 | 6.0 / 0.24 | 0.8 / 0.03 | 0.2-1.25 / 0.01-0.05 | - | Ultra-Flush® | Dissipative |
| RX 8147PS | Tapered&Relieved | S | 112.5 / 4.43 | 10.5 / 0.41 | 10.0 / 0.39 | 6.0 / 0.24 | 0.8 / 0.03 | 0.2-1.25 / 0.01-0.05 | 0.2-0.5 / 0.01-0.02 | Flush | Dissipative |
| RX8150PS | Oval | M | 135.5 / 5.33 | 12.5 / 0.50 | 12.5 / 0.50 | 6.0 / 0.24 | 1.2 / 0.05 | 0.3–1.6 / 0.01–0.06 | 0.2-0.8 / 0.01-0.03 | Micro-Bevel® | Dissipative |
| RX8160BPS | Oval | L | 125.0 / 4.92 | 16.0 / 0.63 | 16.0 / 0.63 | 8.0 / 0.31 | 1.6 / 0.06 | 0.3–2.0 / 0.01–0.08 | 0.3-0.8 / 0.01-0.03 | Micro-Bevel® | Dissipative |
| RX 8161PS | Oval | L | 125.0 / 4.92 | 16.0 / 0.63 | 16.0 / 0.63 | 8.0 / 0.31 | 1.6 / 0.06 | 0.3–2.0 / 0.01–0.08 | 0.3-0.8 / 0.01-0.03 | Flush | Dissipative |

## PS:

ESD safe synthetic mono material with leaf springs

PS Series

| Part No. | | | A mm / in | B mm / in | C mm / in | D mm / in | E mm / in | Soft Wire Cap. mm / inch | Hard Wire Cap. mm / inch | | Ω |
|---|---|---|---|---|---|---|---|---|---|---|---|
| 8140PS | Oval | S | 112.5 / 4.43 | 10.5 / 0.41 | 10.0 / 0.39 | 6.0 / 0.24 | 0.8 / 0.03 | 0.2–1.25 / 0.01–0.05 | 0.2-0.5 / 0.01-0.02 | Micro-Bevel® | Dissipative |
| 8141PS | Oval | S | 112.5 / 4.43 | 10.5 / 0.41 | 10.0 / 0.39 | 6.0 / 0.24 | 0.8 / 0.03 | 0.2-1.25 / 0.01-0.05 | 0.2-0.5 / 0.01-0.02 | Flush | Dissipative |
| RX 8142PS | Oval | S | 110.0 / 4.33 | 10.5 / 0.41 | 10.0 / 0.39 | 6.0 / 0.24 | 0.8 / 0.03 | 0.1-1.0 / 0.00-0.04 | - | Ultra-Flush® | Dissipative |
| RX 8147PS | Tapered & Relieved | S | 110.5 / 4.33 | 10.0 / 0.39 | 10.0 / 0.39 | 6.0 / 0.24 | 0.8 / 0.03 | 0.1-1.0 / 0.01-0.04 | - | Flush | Dissipative |
| 8150PS | Oval | M | 135.5 / 5.33 | 12.5 / 0.50 | 12.5 / 0.50 | 6.0 / 0.24 | 1.2 / 0.05 | 0.3–1.6 / 0.01–0.06 | 0.2-0.8 / 0.01-0.03 | Micro-Bevel® | Dissipative |
| 8160PS | Oval | L | 125.0 / 4.92 | 16.0 / 0.63 | 16.0 / 0.63 | 8.0 / 0.31 | 1.6 / 0.06 | 0.3–2.0 / 0.01–0.08 | 0.3-0.8 / 0.01-0.03 | Micro-Bevel® | Dissipative |
| RX8160BPS | Oval | L | 125.0 / 4.92 | 16.0 / 0.63 | 16.0 / 0.63 | **10.0 / 0.31** | 1.6 / 0.06 | 0.4-2.0 / 0.02-0.08 | 0.3-0.8 / 0.01-0.03 | Micro-Bevel® | Dissipative |
| 8161PS | Oval | L | 125.0 / 4.92 | 16.0 / 0.63 | 16.0 / 0.63 | 8.0 / 0.31 | 1.6 / 0.06 | 0.3–2.0 / 0.01–0.08 | 0.3-0.8 / 0.01-0.03 | Flush | Dissipative |

# ERGO™ Precision Diagonal Plastic Cutters

- ERGO™ Precision Diagonal Plastic Cutters
- Developed according to the ERGO® process for a comfortable and effective grip in all situations
- Rivet joint that minimises friction and maximises jaw alignment
- ESD safe handles in 2-component synthetic material
- On/off spring enables reduced profile for easy storage
- Extremely strong construction for long lasting performance
- Designed to produce a Flush cut result on plastic, nylon and cabled wire applications

*For plastic, solid and braided copper wire applications*

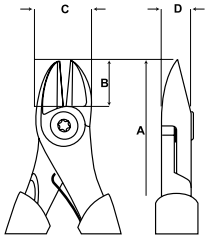




**Flush**

ERGO Side Cutter

## ERGO Side Cutter:

Two-component ESD safe Ergo™ handles: Thermoplastic surface on tough polypropylene provides superior grip

| Part No. | | | A mm / in | B mm / in | C mm / in | D mm / in | mm / in | mm / in | | g |
|---|---|---|---|---|---|---|---|---|---|---|
| P6160 | Oval | L | 160.0 / 6.3 | 18.0 / 0.7 | 21.5 / 0.85 | 10.0 / 0.39 | 1.5 / 0.059 | 3.0 / 0.118 | Flush | 162 |

# Heavy Duty Diagonal Cutters

- Developed according to the ERGO® process for a comfortable and effective grip in all situations
- Progressive bevel cutting edge: The cutting bevel progresses along the edge in order to cut soft and thin material at the tip. Hard and thick material close to the joint
- Rivet joint minimises friction and maximises jaw alignment
- Cutting edges hardened to 63–65 HRC for durable performance
- High leverage joint to reduce cutting force
- Equipped with a return spring featuring an on/off function
- High performance alloy steel
- Black Oxide finish and anti-corrosion treated

*Progressive Bevel technology for both soft and hard wire applications*

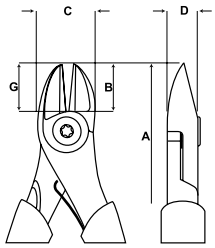




**Flush**

**Progressive Micro-Bevel® cutting edge**

RX Series

| Part No. | | | A mm / in | B mm / in | C mm / in | D mm / in | mm / in | mm / in | mm / in | | g |
|---|---|---|---|---|---|---|---|---|---|---|---|
| TRX 8180 | Oval | L | 210.0 / 8.26 | 21.0 / 0.82 | 29.0 / 1.141 | 11.0 / 0.433 | 4.5 / 0.177 | 3.0 / 0.118 | 2.5 / 0.10 | Progressive Bevel | 304 |

# Multipurpose Shear

- User-friendly, durable and fits comfortably in either hand
- High carbon steel blades with a hardness of 57–59 HRC
- Serrations on one cutting edge to prevent the material being cut from sliding away (HS6000)
- Precision screw joint that minimises friction and maximises alignment of cutting edges
- ESD safe non-slip, foam cushioned grips

*Ideal for cutting Kevlar, insulation, cables, cable ties, and corded material of all types*

**Flush** **Smooth** **Serrated**

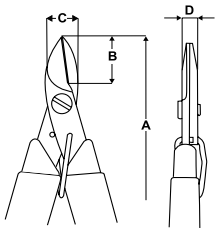

HS Series

## HS Series:

Long, foam covered handles provide added leverage, an ergonomic grip, and reduced fatigue

| Part No. | | | A mm / in | B mm / in | D mm / in | | | g | Ω |
|---|---|---|---|---|---|---|---|---|---|
| HS6000 | Serrated-Jaws | L | 145.0 / 5.7 | 29.0 / 1.1 | 6.4 / 0.2 | Serrated | Kevlar | 88 | Dissipative |
| HS6001 | Smooth-Jaws | L | 145.0 / 5.7 | 29.0 / 1.1 | 6.4 / 0.2 | Smooth | Kevlar | 88 | Dissipative |

# Oblique Cutters

# 11º Oblique Head

- Precision screw joint minimises friction and maximises alignment of cutting edges
- Precision induction hardened cutting edges 63–65 HRC
- Material: High performance alloy steel
- Cutting capacity is listed for solid copper wire
- Natural finish

*Durable, robust cutting blade design*
*11 Degree angle ideal for confined space access*
*Excellent for rework and close assembly applications*



**Micro-Bevel®** **Flush**

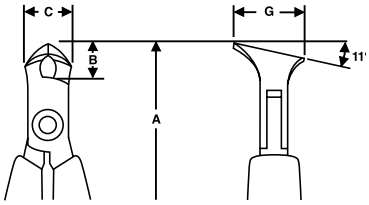


## Supreme Series:

ESD safe synthetic mono material with leaf springs
Natural finish

Supreme Series

| Part No. | | | A mm / in | B mm / in | C mm / in | G mm / in | mm / in | | g | Ω |
|---|---|---|---|---|---|---|---|---|---|---|
| 7290 | End | S | 108.0 / 4.25 | 8.0 / 0.31 | 10.5 / 0.41 | 15.0 / 0.59 | 0.35-1.25 / 0.01-0.05 | Micro-Bevel® | 56 | Dissipative |
| 7291 | End | S | 108.0 / 4.25 | 8.0 / 0.31 | 10.5 / 0.41 | 15.0 / 0.59 | 0.35-1.25 / 0.01-0.05 | Flush | 56 | Dissipative |

## HS Series:

Long, foam covered handles provide added leverage, an ergonomic grip, and reduced fatigue. Black Oxide finish

HS Series

| Part No. | | | A mm / in | B mm / in | C mm / in | D mm / in | G mm / in | mm / in | | g | Ω |
|---|---|---|---|---|---|---|---|---|---|---|---|
| HS7290 | End | S | 140.3 / 5.52 | 8.0 / 0.31 | 8.0 / 0.31 | 15.0 / 0.59 | 15.0 / 0.59 | 0.35-1.25 / 0.01-0.05 | Micro-Bevel® | 103 | Dissipative |
| HS7291 | End | S | 140.3 / 5.52 | 8.0 / 0.31 | 10.5 / 0.41 | 15.0 / 0.59 | 15.0 / 0.59 | 0.35-1.25 / 0.01-0.05 | Flush | 103 | Dissipative |

# Miniature End Cutter

- Precision screw joint minimises friction and maximises alignment of cutting edges
- Precision induction hardened cutting edges 63–65 HRC
- Material: High performance alloy steel
- Cutting capacity is listed for solid copper wire
- Natural finish

*Miniature head ideal for use in confined spaces*
*Thin and short head for extra accessibility*



**Flush**

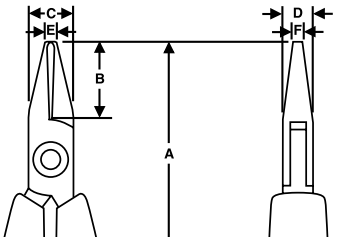


## Supreme Series:

ESD safe synthetic mono material with leaf springs
Natural finish

Supreme Series

| Part No. | | | A mm / in | B mm / in | C mm / in | D mm / in | E mm / in | F mm / in | mm / in | | g | Ω |
|---|---|---|---|---|---|---|---|---|---|---|---|---|
| 7292 | End | S | 117.5 / 4.53 | 15.0 / 0.59 | 9.0 / 0.35 | 6.0 / 0.24 | **3.2 / 0.13** | 4.0 / 0.16 | 0.35-0.8 / 0.01–0.03 | Flush | 10 | Dissipative |

## Thin Tip:

**FOR EXTRA ACCESSIBILITY**

Lindström
Unique Head

| | | | | | | | | | | | | |
|---|---|---|---|---|---|---|---|---|---|---|---|---|
| 7292G | End | S | 117.5 / 4.53 | 15.0 / 0.59 | 9.0 / 0.35 | 6.0 / 0.24 | **2.3 / 0.09** | 4.0 / 0.16 | 0.35-0.8 / 0.01–0.03 | Flush | 10 | Dissipative |

*Unique cutting heads developed together with specific end-user to solve critical applications*

## HS Series:

Long, foam covered handles provide added leverage, an ergonomic grip, and reduced fatigue. Black Oxide finish

HS Series

| Part No. | | | A mm / in | B mm / in | C mm / in | D mm / in | E mm / in | F mm / in | mm / in | | g | Ω |
|---|---|---|---|---|---|---|---|---|---|---|---|---|
| HS7292 | End | S | 147.3 / 5.80 | 15.0 / 0.59 | 9.0 / 0.35 | 6.0 / 0.24 | **3.2 / 0.13** | 4.0 / 0.16 | 0.1–1.0 / 0.01-0.03 | Flush | 101 | Dissipative |

# 11º Oblique End Cutter, Short Blade

- Precision screw joint minimises friction and maximises alignment of cutting edges
- Precision induction hardened cutting edges 63–65 HRC
- Material: High performance alloy steel
- Cutting capacity is listed for solid copper wire
- Black Oxide finish

*Durable, robust cutting blade design*
*11 Degree angle ideal for confined space access*

*Excellent for rework and close assembly applications*



**Flush**

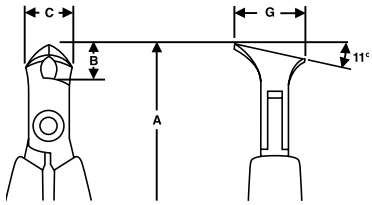


## Supreme Series:

ESD safe synthetic mono material with leaf springs

Natural finish

Supreme Series

| Part No. | | | A mm / in | B mm / in | C mm / in | G mm / in | mm / in | | g | Ω |
|---|---|---|---|---|---|---|---|---|---|---|
| 7293 | End | S | 108 / 4.25 | 8.0 / 0.31 | 10.5 / 0.41 | **8.0 / 0.31** | 0.35-1.0 / 0.01-0.04 | Flush | 56 | Dissipative |

## HS Series:

Long, foam covered handles provide added leverage, an ergonomic grip, and reduced fatigue

HS Series

| Part No. | | | A mm / in | B mm / in | C mm / in | G mm / in | mm / in | | g | Ω |
|---|---|---|---|---|---|---|---|---|---|---|
| HS7293 | End | S | 140.3 / 5.52 | 8.0 / 0.31 | 10.5 / 0.41 | **8.0 / 0.31** | 0.35-1.0 / 0.01-0.04 | Flush | 103 | Dissipative |

# 20º Short Head

- Precision screw joint minimises friction and maximises alignment of cutting edges
- Precision induction hardened cutting edges 63–65 HRC
- Material: High performance alloy steel
- Cutting capacity is listed for solid copper wire
- Black Oxide finish

*Ideal for assembly and rework where accessibility is a consideration*



Flush

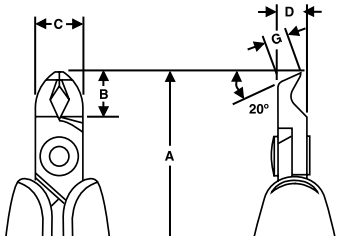


## RX Series:

Two-component ESD safe Ergo™ handles: Thermoplastic surface on tough polypropylene provides superior grip

- Micro-Touch™: The shape of the handles makes it possible to control and rotate the pliers between thumb and index finger for precision work
- Biospring reduces tension throughout the working cycle of the tool and can be adjusted in three different positions

RX Series

| Part No. | | | A mm / in | B mm / in | C mm / in | D mm / in | G mm / in | mm / in | | g | Ω |
|---|---|---|---|---|---|---|---|---|---|---|---|
| RX 8211 | Angle 20° | S | 134.5 / 5.29 | 9.5 / 0.37 | 10.0 / 0.39 | 6.0 / 0.24 | 4.1 / 0.16 | 0.2-1.2 / 0.01-0.05 | Flush | 70 | Dissipative |

## 80 Series:

ESD safe synthetic mono material with leaf springs

80 Series

| Part No. | | | A mm / in | B mm / in | C mm / in | D mm / in | G mm / in | mm / in | | g | Ω |
|---|---|---|---|---|---|---|---|---|---|---|---|
| 8211 | Angle 20° | S | 110.0 / 4.33 | 9.5 / 0.37 | 10.0 / 0.39 | 6.0 / 0.24 | 4.1 / 0.16 | 0.2-1.2 / 0.01-0.05 | Flush | 43 | Dissipative |

## HS Series:

Long, foam covered handles provide added leverage, an ergonomic grip, and reduced fatigue

HS Series

| Part No. | | | A mm / in | B mm / in | C mm / in | D mm / in | G mm / in | mm / in | | g | Ω |
|---|---|---|---|---|---|---|---|---|---|---|---|
| HS8211 | Angle 20° | L | 142.3 / 5.60 | 9.5 / 0.37 | 10.0 / 0.39 | 8.0 / 0.31 | 4.1 / 0.16 | 0.2-1.2 / 0.01-0.05 | Flush | 91 | Dissipative |

# 45º Tapered Head

- Precision screw joint minimises friction and maximises alignment of cutting edges
- Precision induction hardened cutting edges 63–65 HRC
- Material: High performance alloy steel
- Cutting capacity is listed for solid copper wire
- Black Oxide finish

Flush

*Ideal for assembly and rework where accessibility is a consideration*

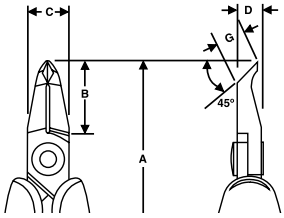


## RX Series:

Two-component ESD safe Ergo™ handles: Thermoplastic surface on tough polypropylene provides superior grip

- Micro-Touch™: The shape of the handles makes it possible to control and rotate the pliers between thumb and index finger for precision work
- Biospring reduces tension throughout the working cycle of the tool and can be adjusted in three different positions

RX Series

| Part No. | | | A mm / in | B mm / in | C mm / in | D mm / in | G mm / in | mm / in | | g | Ω |
|---|---|---|---|---|---|---|---|---|---|---|---|
| RX 8247 | Angle 45° | S | 143.0 / 5.63 | 18.0 / 0.71 | 10.0 / 0.39 | 6.0 / 0.24 | 6.7 / 0.26 | 0.2-1.0 / 0.01-0.04 | Flush | 72 | Dissipative |

## 80 Series:

ESD safe synthetic mono material with leaf springs

80 Series

| Part No. | | | A mm / in | B mm / in | C mm / in | D mm / in | G mm / in | mm / in | | g | Ω |
|---|---|---|---|---|---|---|---|---|---|---|---|
| 8247 | Angle 45° | S | 117.5 / 4.63 | 18.0 / 0.71 | 10.0 / 0.39 | 6.0 / 0.24 | 6.7 / 0.26 | 0.2-1.0 / 0.01-0.04 | Flush | 51 | Dissipative |
| 8247 CO | Angle 45° | S | 117.5 / 4.63 | 18.0 / 0.71 | 10.0 / 0.39 | 6.0 / 0.24 | 6.7 / 0.26 | 0.2-1.0 / 0.01-0.04 | Flush | 51 | **Conductive** |

## HS Series:

Long, foam covered handles provide added leverage, an ergonomic grip, and reduced fatigue

HS Series

| Part No. | | | A mm / in | B mm / in | C mm / in | D mm / in | G mm / in | mm / in | | g | Ω |
|---|---|---|---|---|---|---|---|---|---|---|---|
| HS 8247 | Angle 45° | L | 149.8 / 5.90 | 18.0 / 0.71 | 10.0 / 0.39 | 8.0 / 0.31 | 6.7 / 0.26 | 0.2-1.0 / 0.01-0.04 | Flush | 99 | Dissipative |

# 45º Tapered & Relieved Head

- Precision screw joint minimises friction and maximises alignment of cutting edges
- Precision induction hardened cutting edges 63–65 HRC
- Material: High performance alloy steel
- Cutting capacity is listed for solid copper wire
- Black Oxide finish

Flush

*Ideal for assembly and rework where accessibility is a consideration*

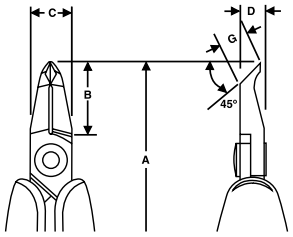


## RX Series:

Two-component ESD safe Ergo™ handles: Thermoplastic surface on tough polypropylene provides superior grip

- Micro-Touch™: The shape of the handles makes it possible to control and rotate the pliers between thumb and index finger for precision work
- Biospring reduces tension throughout the working cycle of the tool and can be adjusted in three different positions

RX Series

| Part No. | | | A mm / in | B mm / in | C mm / in | D mm / in | G mm / in | mm / in | | g | Ω |
|---|---|---|---|---|---|---|---|---|---|---|---|
| RX 8248 | Angle 45° | S | 143.0 / 5.63 | 18.0 / 0.71 | 10.0 / 0.39 | 6.0 / 0.24 | 6.7 / 0.26 | 0.2-0.8 / 0.01-0.03 | Flush | 72 | Dissipative |

80 Series

## 80 Series:

ESD safe synthetic mono material with leaf springs

| Part No. | | | A mm / in | B mm / in | C mm / in | D mm / in | G mm / in | mm / in | | g | Ω |
|---|---|---|---|---|---|---|---|---|---|---|---|
| 8248 | Angle 45° | S | 117.5 / 4.63 | 18.0 / 0.71 | 10.0 / 0.39 | 6.0 / 0.24 | 6.7 / 0.26 | 0.2-0.8 / 0.01-0.03 | Flush | 51 | Dissipative |
| 8249 | Angle 45° | S | 117.5 / 4.63 | 18.0 / 0.71 | 10.0 / 0.39 | 6.0 / 0.24 | **6.4 / 0.25** | 0.2-0.8 / 0.01-0.03 | Flush | 51 | Dissipative |
| 8248 CO | Angle 45° | S | 117.5 / 4.63 | 18.0 / 0.71 | 10.0 / 0.39 | 6.0 / 0.24 | 6.7 / 0.26 | 0.2-0.8 / 0.01-0.03 | Flush | 51 | **Conductive** |

Lindström

Unique Head

## 80 Series:

### EXTRA LONG HEAD

| | | | | | | | | | | | |
|---|---|---|---|---|---|---|---|---|---|---|---|
| 8248Q | Angle 45° | S | 117.5 / 4.63 | 18.0 / 0.71 | 10.0 / 0.39 | 6.0 / 0.24 | **7.5 / 0.29** | 0.2-0.8 / 0.00-0.03 | Ultra-Flush® | 51 | Dissipative |

*Unique cutting heads developed together with specific end-user to solve critical applications*

## HS Series:

Long, foam covered handles provide added leverage, an ergonomic grip, and reduced fatigue

HS Series

| Part No. | | | A mm / in | B mm / in | C mm / in | D mm / in | G mm / in | mm / in | | g | Ω |
|---|---|---|---|---|---|---|---|---|---|---|---|
| HS 8248 | Angle 45° | L | 149.8 / 5.90 | 18.0 / 0.71 | 10.0 / 0.39 | 8.0 / 0.31 | 6.7 / 0.26 | 0.2-0.8 / 0.01-0.03 | Flush | 99 | Dissipative |

# Reverse Angle

- Precision screw joint minimises friction and maximises alignment of cutting edges
- Precision induction hardened cutting edges 63–65 HRC
- Material: High performance alloy steel
- Cutting capacity is listed for solid copper wire
- Black Oxide finish

*Ideal for assembly work where accessibility is a consideration*



**Flush**

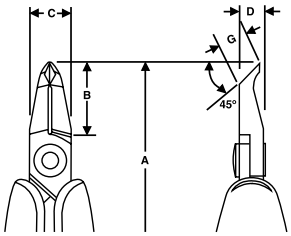


## Supreme Series:

ESD safe mono material handles in synthetic material with leaf springs

Natural finish

## HS Series:

Long, foam covered handles provide added leverage, an ergonomic grip, and reduced fatigue

Supreme Series

HS Series

| Part No. | | | A mm / in | B mm / in | C mm / in | D mm / in | G mm / in | mm / in | | g | Ω |
|---|---|---|---|---|---|---|---|---|---|---|---|
| 7280 | Angle 45° | S | 120.0 / 4.72 | 20.0 / 0.79 | 9.0 / 0.35 | 6.0 / 0.24 | 3.5 / 0.14 | 0.2-08 / 0.01-0.03 | Flush | 56 | Dissipative |
| HS7280 | Angle 45° | S | 150.3 / 5.91 | 18.0 / 0.71 | 9.0 / 0.35 | 6.0 / 0.24 | 3.5 / 0.14 | 0.2-0.8 / 0.01-0.03 | Flush | 102 | Dissipative |

## Supreme Series:

ESD safe mono material handles in synthetic material with leaf springs

Natural finish

## HS Series:

Long, foam covered handles provide added leverage, an ergonomic grip, and reduced fatigue

Supreme Series

HS Series

| Part No. | | | A mm / in | B mm / in | C mm / in | D mm / in | G mm / in | mm / in | | g | Ω |
|---|---|---|---|---|---|---|---|---|---|---|---|
| 7285 | Angle 45° | S | 120.0 / 4.72 | 20.0 / 0.79 | 9.0 / 0.35 | 6.0 / 0.24 | **6.0 / 0.26** | 0.2-1.0 / 0.01-0.04 | Flush | 56 | Dissipative |
| HS7285 | Angle 45° | S | 152.3 / 5.99 | 20.0 / 0.79 | 9.0 / 0.35 | 6.0 / 0.24 | **6.0 / 0.26** | 0.2-1.0 / 0.01-0.04 | Flush | 103 | Dissipative |

# Tip & Micro Tip Cutters

# Tip Cutter

- Precision screw joint minimises friction and maximises alignment of cutting edges
- Precision induction hardened cutting edges 63–65 HRC
- Material: High performance alloy steel
- Cutting capacity is listed for solid copper wire
- Black Oxide finish



*ideal for use on multi-lead components and rework*



Flush

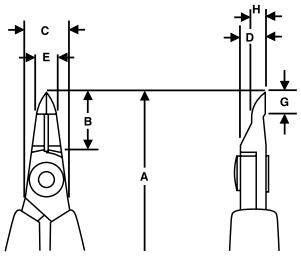


## RX Series:

Two-component ESD safe Ergo™ handles: Thermoplastic surface on tough polypropylene provides superior grip

- Micro-Touch™: The shape of the handles makes it possible to control and rotate the pliers between thumb and index finger for precision work
- Biospring reduces tension throughout the working cycle of the tool and can be adjusted in three different positions

RX Series

| Part No. | | | A mm / in | B mm / in | C mm / in | D mm / in | E mm / in | G mm / in | | g | Ω |
|---|---|---|---|---|---|---|---|---|---|---|---|
| RX 8149 | Tip Cutter | S | 139.0 / 5.47 | 14.0 / 0.55 | 10.0 / 0.39 | 6.0 / 0.24 | 5.0 / 0.2 | 5.0 / 0.2 | Flush | 70 | Dissipative |

## 80 Series:

ESD safe synthetic mono material with leaf springs

80 Series

| Part No. | | | A mm / in | B mm / in | C mm / in | D mm / in | E mm / in | G mm / in | | g | Ω |
|---|---|---|---|---|---|---|---|---|---|---|---|
| 8149 | Tip Cutter | S | 114.0 / 4.49 | 14.0 / 0.55 | 5.0 / 0.23 | 6.0 / 0.24 | 5.0 / 0.23 | 5.0 / 0.23 | Flush | 48 | Dissipative |

## HS Series:

Long, foam covered handles provide added leverage, an ergonomic grip, and reduced fatigue

HS Series

| Part No. | | | A mm / in | B mm / in | C mm / in | D mm / in | E mm / in | G mm / in | | g | Ω |
|---|---|---|---|---|---|---|---|---|---|---|---|
| HS8149 | Tip Cutter | S | 146.3 / 5.76 | 14.0 / 0.55 | 5.0 / 0.23 | 6.0 / 0.24 | 5.0 / 0.23 | 5.0 / 0.23 | Flush | 90 | Dissipative |

# Micro Tip Cutter

- Developed according to the ERGO® process for a comfortable and effective grip in all situations
- Material: High performance alloy steel
- Precision induction hardened edges 63–65 HRC
- ESD safe handles in 2-component synthetic material
- Precision screw joint minimises friction and maximises alignment of cutting edges
- Cutting capacity listed is for solid copper wire
- Black Oxide finish

RX 8233A

RX 8234A

RX 8237A

*Ideal for rework and close fine pitch applications*

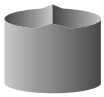

**Flush**

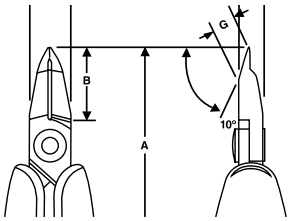


RX8233A, RX8234A

## RX Series:

Two-component ESD safe Ergo™ handles: Thermoplastic surface on tough polypropylene provides superior grip

- Micro-Touch™: The shape of the handles makes it possible to control and rotate the pliers between thumb and index finger for precision work
- Biospring reduces tension throughout the working cycle of the tool and can be adjusted in three different positions

RX Series

| Part No. | | | A mm / in | B mm / in | C mm / in | D mm / in | G mm / in | mm / in | | g | Ω |
|---|---|---|---|---|---|---|---|---|---|---|---|
| RX8233A | Micro Tip 10° | XS | 149.0 / 5.9 | 22.3 / 0.87 | 10.6 / 0.41 | 7.0 / 0.27 | 7.2 / 0.28 | 0.1-0.6 / 0.004-0.024 | Flush | 69 | Dissipative |

RX Series

| Part No. | | | A mm / in | B mm / in | C mm / in | D mm / in | G mm / in | mm / in | | g | Ω |
|---|---|---|---|---|---|---|---|---|---|---|---|
| RX8234A | Micro Tip 10° | XS | 141.0 / 4.50 | 14.2 / 0.56 | 10.6 / 0.41 | 7.0 / 0.27 | 3.2 / 0.12 | 0.05-0.4 / 0.002-0.018 | Flush | 62 | Dissipative |

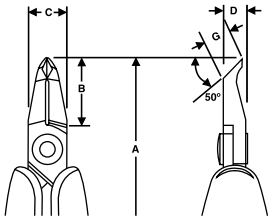


RX8237A

RX Series

| Part No. | | | A mm / in | B mm / in | C mm / in | D mm / in | G mm / in | mm / in | | g | Ω |
|---|---|---|---|---|---|---|---|---|---|---|---|
| RX8237A | Angle 50° | XS | 144.0 / 5.6 | 17.4 / 0.69 | 10.6 / 0.41 | 7.0 / 0.27 | 4.1 / 0.16 | 0.1-0.5 / 0.004-0.02 | Flush | 65 | Dissipative |

# Precision Holding Pliers

# Flat Nose

- Precision screw joint minimises friction and maximises alignment of cutting edges
- Polished and tough hardened 55-58 HRC
- Material: High performance alloy steel
- Natural finish

*• Flat square shape with parallel jaws provide the best surface area of standard pliers shapes*
*• Favored by chainmaille artists*

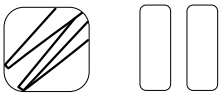

Smooth Flat Nose

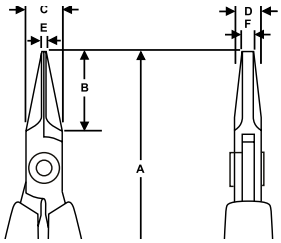


## RX Series:

Two-component ESD safe Ergo™ handles: Thermoplastic surface on tough polypropylene provides superior grip

- Micro-Touch™: The shape of the handles makes it possible to control and rotate the pliers between thumb and index finger for precision work
- Biospring reduces tension throughout the working cycle of the tool and can be adjusted in three different positions

RX Series

| Part No. | | | A mm / in | B mm / in | C mm / in | D mm / in | F mm / in | mm / in | | g | Ω |
|---|---|---|---|---|---|---|---|---|---|---|---|
| RX 7390 | Flat Nose Stubby | S | 137.0 / 5.40 | 11.0 / 0.43 | 10.0 / 0.39 | 6.0 / 0.24 | 6.0 / 0.24 | 0.8 / 0.07 | Smooth | 70 | Dissipative |
| RX 7392 | Oblique, Stubby | S | 137.0 / 5.40 | 12.0 / 0.48 | 10.0 / 0.39 | 6.0 / 0.24 | 6.0 / 0.24 | 1.6 / 0.07 | Smooth | 70 | Dissipative |
| RX 7490 | Flat Nose | S | 146.5 / 5.77 | 20.0 / 0.79 | 9.0 / 0.35 | 6.7 / 0.26 | 1.2 / 0.05 | 3.2 / 0.12 | Smooth | 70 | Dissipative |

## Supreme Series:

ESD safe synthetic mono material with leaf springs

Supreme Series

| Part No. | | | A mm / in | B mm / in | C mm / in | D mm / in | F mm / in | mm / in | | g | Ω |
|---|---|---|---|---|---|---|---|---|---|---|---|
| 7490 | Flat Nose | S | 146.5 / 5.77 | 20.0 / 0.79 | 9.0 / 0.35 | 6.0 / 0.24 | 1.2 / 0.05 | 3.2 / 0.13 | Smooth | 70 | Dissipative |
| 7490 CO | Flat Nose | S | 146.5 / 5.77 | 20.0 / 0.79 | 9.0 / 0.35 | 6.0 / 0.24 | 1.2 / 0.05 | 3.2 / 0.13 | Smooth | 53 | **Conductive** |

## HS Series:

Long, foam covered handles provide added leverage, an ergonomic grip, and reduced fatigue

HS Series

| Part No. | | | A mm / in | B mm / in | C mm / in | D mm / in | F mm / in | mm / in | | g | Ω |
|---|---|---|---|---|---|---|---|---|---|---|---|
| HS7490 | Flat Nose | S | 152.3 / 5.99 | 20.0 / 0.79 | 9.0 / 0.35 | 6.0 / 0.24 | 1.2 / 0.05 | 3.2 / 0.13 | Smooth | 100 | Dissipative |

# Round Nose

- Precision screw joint minimises friction and maximises alignment of cutting edges
- Polished and tough hardened 55-58 HRC
- Material: High performance alloy steel
- Natural finish

*• Round jaws taper from 7 mm to 1.0 mm at the tips*
*• Handy for closing loops and the finest wire work*

**Smooth**

**Round Nose**

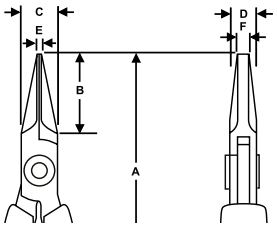


## RX Series:

Two-component ESD safe Ergo™ handles: Thermoplastic surface on tough polypropylene provides superior grip

- Micro-Touch™: The shape of the handles makes it possible to control and rotate the pliers between thumb and index finger for precision work
- Biospring reduces tension throughout the working cycle of the tool and can be adjusted in three different positions

RX Series

| Part No. | | | A mm / in | B mm / in | C mm / in | D mm / in | E mm / in | F mm / in | | g | Ω |
|---|---|---|---|---|---|---|---|---|---|---|---|
| RX 7590 | Round Nose | S | 146.5 / 5.77 | 20.0 / 0.79 | 9.0 / 0.35 | 6.7 / 0.26 | 1.4 / 0.055 | 0.7 / 0.027 | Smooth | 69 | Dissipative |

## Supreme Series:

ESD safe synthetic mono material with leaf springs

Supreme Series

| Part No. | | | A mm / in | B mm / in | C mm / in | D mm / in | E mm / in | F mm / in | | g | Ω |
|---|---|---|---|---|---|---|---|---|---|---|---|
| 7590 | Round Nose | S | 146.5 / 5.77 | 20.0 / 0.79 | 9.0 / 0.35 | 6.0 / 0.24 | 1.4 / 0.055 | 0.7 / 0.027 | Smooth | 69 | Dissipative |
| 7590 CO | Round Nose | S | 146.5 / 5.77 | 20.0 / 0.79 | 9.0 / 0.35 | 6.0 / 0.24 | 1.4 / 0.055 | 0.7 / 0.027 | Smooth | 54 | **Conductive** |

## HS Series:

Long, foam covered handles provide added leverage, an ergonomic grip, and reduced fatigue

HS Series

| Part No. | | | A mm / in | B mm / in | C mm / in | D mm / in | E mm / in | F mm / in | | g | Ω |
|---|---|---|---|---|---|---|---|---|---|---|---|
| HS 7590 | Round Nose | S | 152.3 / 5.99 | 20.0 / 0.79 | 9.0 / 0.35 | 6.0 / 0.24 | 1.4 / 0.055 | 0.7 / 0.027 | Smooth | 101 | Dissipative |

# Chain Nose

- Precision screw joint minimises friction and maximises alignment of cutting edges
- Polished and tough hardened 55-58 HRC
- Material: High performance alloy steel
- Natural finish

*Designed to bend wire, these tips align like D-shaped pinchers*

Smooth Serrated Chain Nose

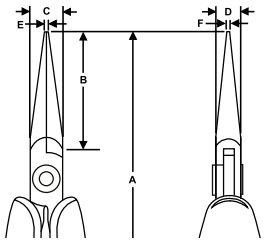


## RX Series:

Two-component ESD safe Ergo™ handles: Thermoplastic surface on tough polypropylene provides superior grip

- Micro-Touch™: The shape of the handles makes it possible to control and rotate the pliers between thumb and index finger for precision work
- Biospring reduces tension throughout the working cycle of the tool and can be adjusted in three different positions

RX Series

| Part No. | | | A mm / in | B mm / in | C mm / in | D mm / in | E mm / in | F mm / in | | g | Ω |
|---|---|---|---|---|---|---|---|---|---|---|---|
| RX 7890 | Chain Nose | S | 158.5 / 6.24 | 32.0 / 1.26 | 9.0 / 0.35 | 6.0 / 0.24 | 1.2 / 0.05 | 0.8 / 0.03 | Smooth | 72 | Dissipative |
| RX 7891 | Chain Nose | S | 158.5 / 6.24 | 32.0 / 1.26 | 9.0 / 0.35 | 6.0 / 0.24 | 1.2 / 0.05 | 0.8 / 0.03 | Serrated | 72 | Dissipative |

Supreme Series

## Supreme Series:

ESD safe synthetic mono material with leaf springs

| Part No. | | | A mm / in | B mm / in | C mm / in | D mm / in | E mm / in | F mm / in | | g | Ω |
|---|---|---|---|---|---|---|---|---|---|---|---|
| 7890 | Chain Nose | M | 132.0 / 5.20 | 32.0 / 1.26 | 9.0 / 0.35 | 6.0 / 0.24 | 1.2 / 0.05 | 0.8 / 0.03 | Smooth | 72 | Dissipative |
| 7891 | Chain Nose | M | 132.0 / 5.20 | 32.0 / 1.26 | 9.0 / 0.35 | 6.0 / 0.24 | 1.2 / 0.05 | 0.8 / 0.03 | Serrated | 72 | Dissipative |
| 7890 CO | Chain Nose | M | 132.0 / 5.20 | 32.0 / 1.26 | 9.0 / 0.35 | 6.0 / 0.24 | 1.2 / 0.05 | 0.8 / 0.03 | Smooth | 60 | **Conductive** |
| 7891 CO | Chain Nose | M | 132.0 / 5.20 | 32.0 / 1.26 | 9.0 / 0.35 | 6.0 / 0.24 | 1.2 / 0.05 | 0.8 / 0.03 | Serrated | 59 | **Conductive** |

HS Series

## HS Series:

Long, foam covered handles provide added leverage, an ergonomic grip, and reduced fatigue

| Part No. | | | A mm / in | B mm / in | C mm / in | D mm / in | E mm / in | F mm / in | | g | Ω |
|---|---|---|---|---|---|---|---|---|---|---|---|
| HS 7890 | Chain Nose | M | 164.3 / 6.47 | 32.0 / 1.26 | 9.0 / 0.35 | 6.0 / 0.24 | 1.2 / 0.05 | 0.8 / 0.03 | Smooth | 105 | Dissipative |
| HS 7891 | Chain Nose | M | 164.3 / 6.47 | 32.0 / 1.26 | 9.0 / 0.35 | 6.0 / 0.24 | 1.2 / 0.05 | 0.8 / 0.03 | Serrated | 106 | Dissipative |

# Bent Nose

- 60° Bent Tip Snipe Nose Pliers with Dual-Component Synthetic Handle
- Precision screw joint minimises friction and maximises alignment of cutting edges
- Polished and tough hardened 55-58 HRC
- Material: High performance alloy steel
- Natural finish

- *Classic variation of the chain nose, with 60° bend at the tips*
- *Suited for positioning components or precise chain work*

Smooth

Bent Nose

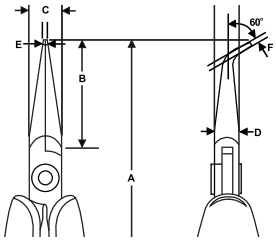


## RX Series:

Two-component ESD safe Ergo™ handles: Thermoplastic surface on tough polypropylene provides superior grip

- Micro-Touch™: The shape of the handles makes it possible to control and rotate the pliers between thumb and index finger for precision work
- Biospring reduces tension throughout the working cycle of the tool and can be adjusted in three different positions

RX Series

| Part No. | | | A mm / in | B mm / in | C mm / in | D mm / in | E mm / in | F mm / in | | g | Ω |
|---|---|---|---|---|---|---|---|---|---|---|---|
| RX 7892 | Bent Nose | M | 155.5 / 6.12 | 29.0 / 1.14 | 9.0 / 0.35 | 6.7 / 0.26 | 1.2 / 0.05 | 0.8 / 0.03 | Smooth | 73 | Dissipative |

Supreme Series

## Supreme Series:

ESD safe synthetic mono material with leaf springs

| Part No. | | | A mm / in | B mm / in | C mm / in | D mm / in | E mm / in | F mm / in | | g | Ω |
|---|---|---|---|---|---|---|---|---|---|---|---|
| 7892 | Bent Nose | M | 129.0 / 5.08 | 29.0 / 1.14 | 9.0 / 0.35 | 6.0 / 0.24 | 1.2 / 0.05 | 0.8 / 0.03 | Smooth | 73 | Dissipative |
| 7892 CO | Bent Nose | M | 129.0 / 5.08 | 29.0 / 1.14 | 9.0 / 0.35 | 6.0 / 0.24 | 1.2 / 0.05 | 0.8 / 0.03 | Smooth | 73 | **Conductive** |

HS Series

## HS Series:

Long, foam covered handles provide added leverage, an ergonomic grip, and reduced fatigue

| Part No. | | | A mm / in | B mm / in | C mm / in | D mm / in | E mm / in | F mm / in | | g | Ω |
|---|---|---|---|---|---|---|---|---|---|---|---|
| HS 7892 | Bent Nose | M | 161.3 / 6.35 | 29.0 / 1.14 | 9.0 / 0.35 | 6.0 / 0.24 | 1.2 / 0.05 | 0.8 / 0.03 | Smooth | 106 | Dissipative |

# Snipe Nose

- ERGO™ Short Snipe Nose Pliers with Dual-Component Synthetic Handle
- Developed according to the ERGO® process for a comfortable and effective grip in all situations
- Material: High performance alloy steel
- Polished and tough hardened 55-58 HRC
- Precision screw joint minimises friction and maximises alignment of cutting edges

*• Shorter version of the chain nose, with the best gripping strength*
*• Used where power and torsion are paramount for the application*

Smooth Serrated Chain Nose

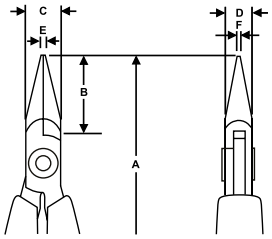


## RX Series:

Two-component ESD safe Ergo™ handles: Thermoplastic surface on tough polypropylene provides superior grip

- Micro-Touch™: The shape of the handles makes it possible to control and rotate the pliers between thumb and index finger for precision work
- Biospring reduces tension throughout the working cycle of the tool and can be adjusted in three different positions

RX Series

| Part No. | | | A mm / in | B mm / in | C mm / in | D mm / in | E mm / in | F mm / in | | g | Ω |
|---|---|---|---|---|---|---|---|---|---|---|---|
| RX 7893 | Snipe Nose, Short | S | 146.5 / 5.77 | 20.0 / 0.79 | 9.0 / 0.35 | 6.7 / 0.26 | 1.2 / 0.05 | 0.8 / 0.03 | Smooth | 71 | Dissipative |

Supreme Series

## Supreme Series:

ESD safe synthetic mono material with leaf springs

| Part No. | | | A mm / in | B mm / in | C mm / in | D mm / in | E mm / in | F mm / in | | g | Ω |
|---|---|---|---|---|---|---|---|---|---|---|---|
| 7893 | Snipe Nose, Short | S | 120.0 / 4.72 | 20.0 / 0.79 | 9.0 / 0.35 | 6.0 / 0.24 | 1.2 / 0.05 | 0.8 / 0.03 | Smooth | 56 | Dissipative |
| 7893K | Snipe Nose, Short | S | 120.0 / 4.72 | 20.0 / 0.79 | 9.0 / 0.35 | 6.0 / 0.24 | 1.2 / 0.05 | 0.8 / 0.03 | **Serrated** | 56 | Dissipative |

HS Series

## HS Series:

Long, foam covered handles provide added leverage, an ergonomic grip, and reduced fatigue

| Part No. | | | A mm / in | B mm / in | C mm / in | D mm / in | E mm / in | F mm / in | | g | Ω |
|---|---|---|---|---|---|---|---|---|---|---|---|
| HS 7893 | Snipe Nose, Short | S | 152.3 / 5.99 | 20.0 / 0.79 | 9.0 / 0.35 | 6.0 / 0.24 | 1.2 / 0.05 | 0.8 / 0.03 | Smooth | 103 | Dissipative |

# Needle Nose

- ERGO™ Short Needle Nose Pliers with Dual-Component Synthetic Handle
- Developed according to the ERGO® process for a comfortable and effective grip in all situations
- Material: High performance alloy steel
- Polished and tough hardened 55-58 HRC
- Precision screw joint minimises friction and maximises alignment of cutting edges

*RX / HS / 7894*
*Slim long jaws for fine wire work*

Smooth



Needle Nose

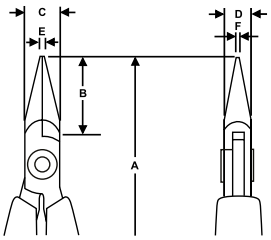


## RX Series:

Two-component ESD safe Ergo™ handles: Thermoplastic surface on tough polypropylene provides superior grip

- Micro-Touch™: The shape of the handles makes it possible to control and rotate the pliers between thumb and index finger for precision work
- Biospring reduces tension throughout the working cycle of the tool and can be adjusted in three different positions

RX Series

| Part No. | | | A mm / in | B mm / in | C mm / in | D mm / in | E mm / in | F mm / in | | g | Ω |
|---|---|---|---|---|---|---|---|---|---|---|---|
| RX 7894 | Needle Nose | L | 158.5 / 6.24 | 32.0 / 1.26 | 9.0 / 0.35 | 6.0 / 0.24 | 1.2 / 0.05 | 0.8 / 0.03 | Smooth | 70 | Dissipative |

## Supreme Series:

ESD safe synthetic mono material with leaf springs

Supreme Series

| Part No. | | | A mm / in | B mm / in | C mm / in | D mm / in | E mm / in | F mm / in | | g | Ω |
|---|---|---|---|---|---|---|---|---|---|---|---|
| 7894 | Needle Nose | L | 132.0 / 5.20 | 32.0 / 1.26 | 9.0 / 0.35 | 6.0 / 0.24 | 1.2 / 0.05 | 0.8 / 0.03 | Smooth | 56 | Dissipative |

## HS Series:

Long, foam covered handles provide added leverage, an ergonomic grip, and reduced fatigue

HS Series

| Part No. | | | A mm / in | B mm / in | C mm / in | D mm / in | E mm / in | F mm / in | | g | Ω |
|---|---|---|---|---|---|---|---|---|---|---|---|
| HS7894 | Needle Nose | L | 164.3 / 6.47 | 32.0 / 1.26 | 9.0 / 0.35 | 6.0 / 0.24 | 1.2 / 0.05 | 0.8 / 0.03 | Smooth | 102 | Dissipative |

Lindström

Unique Head

# Unique Tools For Every Situation

Lindström customers are innovators, pushing the envelope, developing new technologies and building new industries. When presented with a need to prepare prototypes, insert or extract unique components, or cut proprietary hard wire, our customers turn to Lindström for Specially Engineered Tools.

Lindström has developed tools used in specialized applications for the largest names in medical device manufacturing and for small start-up companies developing new technology. Every project receives the same attention to detail for a tool that is right for the job at hand.

To make the process easy Lindström has no minimum order quantity for Specially Engineered Tools. Our tool designers and manufacturers representatives work directly with production engineers to ensure success. We thrive on solving problems with our customers.

Join our www.Lindströmtools.com website in the Customise area to develop your product together with us. You can also contact one of our authorised distributors all over the world or Lindström manufacturers representatives to discuss your special tool requirements.

## The Lindström Design Process

The Lindström staff can design special application tools by working with “before” and “after” components, engineering drawings, or prototypes. We even build tools drawn on the back of a napkin. It’s that easy!

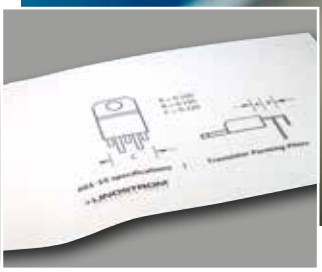

*A customer provides an idea for a specially engineered transistor tool.*

*Every project begins with a blank tool.*

Tools featured in this section are a small sample of over 1,500 different designs that we have manufactured so far. Several handle options are available on Specially Engineered Tools.

*8154PSP precisely trims catheters.*



*RX331A-31 bend and cut pliers create precise two-angle bend and cuts lead the same length every time.*

*RX 601 forming pliers leave a standoff on the LED leads.*



*202A cut and clench tools leave a swaged, bent lead that clenches the PCB.*

*s*

*Lindström tool designer shapes the tool according to customer specifications.*

*Finished Transistor Forming Pliers RX 601-16 ready for delivery!*

*7292MI micro-mini end cutter is used to cut a ground wire inside a mini connector.*

# Develop Your Customised Precision Cutter

## WWW.LINDSTROMTOOLS.COM

The Tool Request Form allows you to customise your product live. In a few steps you will be able to send us your request and our manufacturing reps and engineering team will respond to you to discuss your needs.

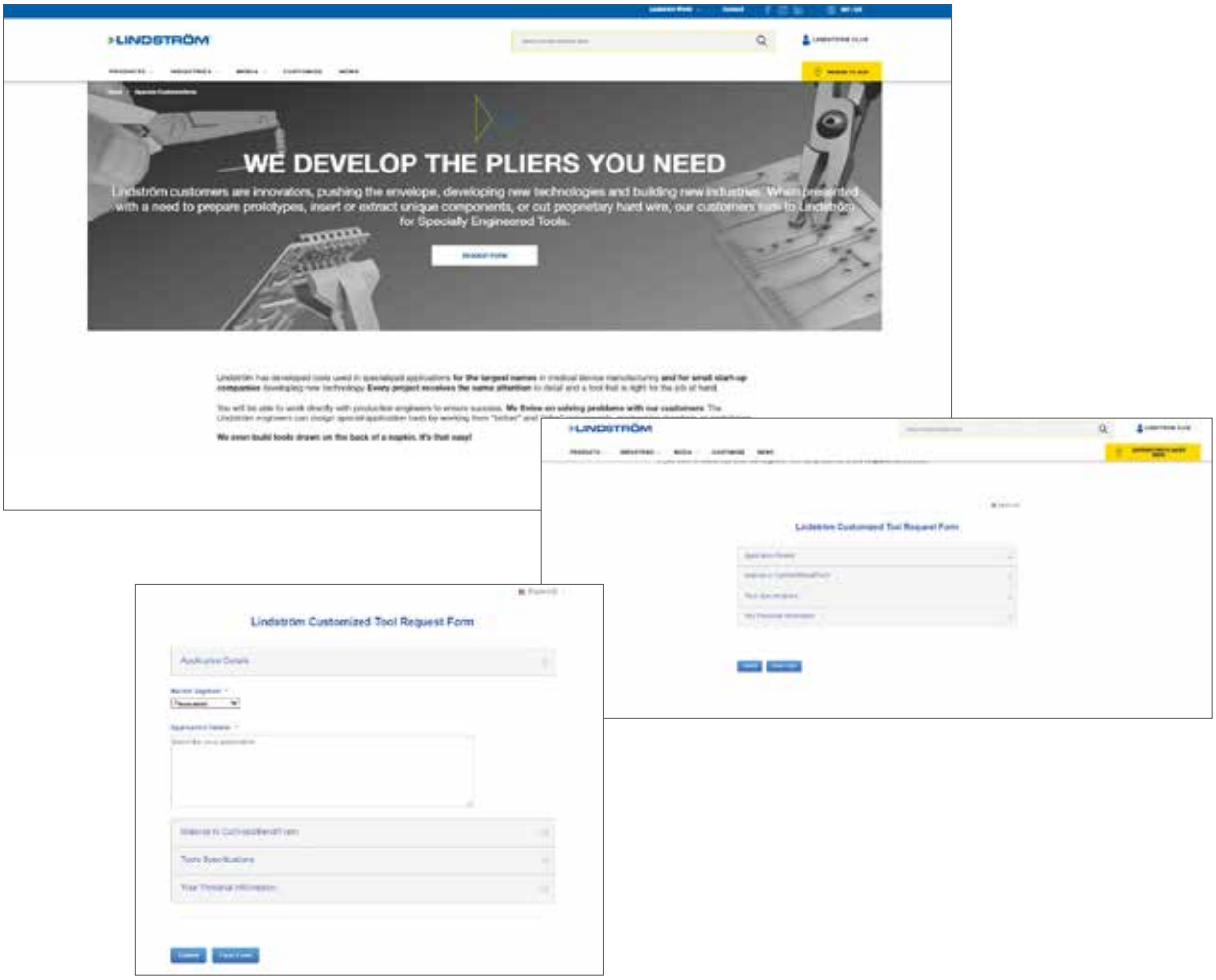

# IC INSERTION/EXTRACTION TOOLS & IC CUTTERS

## IC Insertion/Extraction Tool

### 7992

- The 7990-7993 family of insertion tools can be used for ICs or DIPs from 4 pin to 64 pin
- To order, indicate total number of pins on IC/DIP, length and width of package
- Tool length: 4.5 in / 114.3 mm
- Picture shows 80 Series handle

## IC Cutter

### RX 501

- IC cutters can be produced to cut up to 10 pins simultaneously
- Standoff length is typically 0.040 in (1 mm) but can vary according to specifications
- To order, indicate total number of pins on IC and standoff length. Example: For 14 pin IC, order Part no. 501-14
- Tool length: 6 in / 152.4 mm
- Tool can be produced with RX, 80 Series or HS handles as specified by end-user



## Coaxial cable connector TOOL

### 801C

- Reduces possibility of marred connector threads
- Tool length: 6 in / 152.4 mm
- Picture shows ESD safe foam handle



# STANDOFF CUTTERS



## Straight Standoff Shear Cutter 0.075 in

### 111A

- Uncut lead length capacity: 1.000 in / 25.4 mm
- Cuts leads to length as needed
- Standard length is 0.075 in (1.9 mm) but varies according to specifications
- Cutter can be used on 18 AWG (1 mm) solid copper and also trims wire wrap pins
- To order other than 0.075 in standoff, specifiy length (Example: For 0.065 in standoff, order Part no. 111A-065)
- Tool length: 6 in / 152.4 mm
- Picture shows Supreme Series handle



## Straight Standoff Shear Cutter 0.040 in

### RX112A

- Uncut lead length capacity: 0.75 in / 19 mm
- Anti-shock lead trimmer for use on 20 AWG ( 0.813 mm ) copper wire or smaller
- Standoff is 0.040 in ( 1 mm ) unless otherwise specified
- To order other than .040” standoff, specify length.
  Example: For 0.030 in standoff, order Part no. 112A-030)
- Tool length: 4.5 in / 114.3 mm
- Picture shows Supreme Series handle



## Oblique Standoff Shear Cutter 0.045 in

### 121A

- Similar to 111A, heavy-duty type, featuring a 45° angle to allow clearance for longer lead lengths
- Standoff is 0.045 in (1.14 mm ) unless otherwise specified
- To order other than 0.045 in standoff, specify length
  (Example: For 0.035 in standoff, order Part no. 121A-035)
- Tool length: 6 in / 152.4 mm
- Picture shows Supreme Series handle
- Tool can be produced with RX, 80 Series or HS handles as specified by end-user

# STANDOFF CUTTERS

## Oblique Stand-Off Shear Cutter

**HS122M.030**

- 45° angle offers good lead visibility, does not limit lead length
- Standard standoff is 0.060 in and can be ordered in other lengths
- To order other than 0.060 in indicate lead length as a suffix to the product code (example HS122M-080 for a stand-off of 0.080 in)
- Tool length: 6.5 in / 165.1 mm
- Picture shows HS Series handles

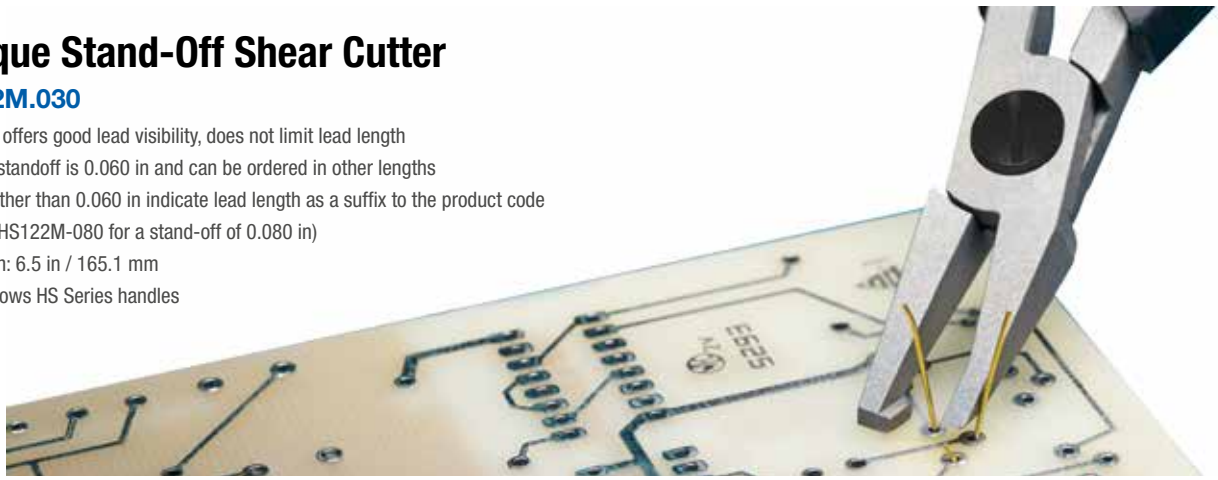

# CUT and BEND

## Straight Cut, Bend And Clench 0.060 in 20°

**202A**

- Cuts leads to 0.060 in (1.52 mm) and bends them at a 20º angle
- To order other than 0.060 in and 20° indicate, cut lead length and angle (Example: For 0.050 in length and 30° angle, order Part no. 202A-050 30°)
- Tool length: 4.5 in / 114.3 mm
- Picture shows Supreme Series handle



## Cut & Bend 0.060 in 45°

**204B**

- Bends leads at 45° then cuts, leaving a 0.060 in (1.52 mm) standoff
- Other angles and lengths are available
- To order other than 45° and 0.060 in, indicate degree of bend required and lead length (Example: For 40° angle and 0.050 in length, order Part no. 204B-050 40°)
- Tool length: 4.5 in / 114.3 mm
- Picture shows Supreme Series handle



## CUT and BEND



### Oblique Cut, Bend And Clench 0.060 in 20°

**212A**

- Similar to a 202A featuring an oblique angle that offers improved lead visibility and accommodates longer leads
- To order other than 0.060 in and 20°, indicate cut lead length and angle (Example: For 0.055 in length and 35° angle, order Part no. 212A-055 35°)
- Tool length: 6 in / 152.4 mm
- Picture shows Supreme Series handle

## CUT and FORM

### Cut And Form – Up To 18 Awg

**RX331A**

- Cuts leads and forms dogleg on solid copper as large as 18 AGW (1 mm)
- To order, furnish component or rough drawing indicating lead length, radii, diameter and bend locations
- Tool length: 6 in / 152.4 mm
- Picture shows Supreme Series handle

### Cut And Form – Up To 18 Awg

**341A**

- Cuts leads to length and forms stress relief on component leads up to 18 AWG (1 mm) solid copper
- To order, furnish component or rough drawing indicating lead length, radii, diameter and bend location
- Tool length: 6 in / 152.4 mm
- Picture shows Supreme Series handle

# LEADFORMERS

## Flat Pack Leadformer

### RX304D

- Cuts and forms multi-lead flat packs
- To order, indicate length from component body to bend, angle of bend and length of tail
- Tool length: 6 in / 152.4 mm
- Picture shows RX Series handle
- 29D-SA Tweezer shown holding component

## Leadformer – stress relief up to 18 AWG

### 601A

- Forms leads for stress relief up to 18 AWG (1 mm) solid copper
- To order, indicate lead length (minimum/maximum) from component body to P.C. board and lead diameter
- Tool length: 6 in / 152.4 mm
- Picture shows Supreme Series handle

## 45° Oblique Leadformer – Unlimited Length

### 614A

- Adds stress relief to leads in high density board population applications
- Allows unlimited lead length forming with high visibility
- To order, indicate lead length (minimum/maximum) from component body to P.C. board and lead diameter
- Tool length: 6 in / 152.4 mm
- Picture shows Supreme Series handle

## CUTTERS

### Micro-mini end cutter

**7292MI**

- Specially engineered mini end cutter
- For micro-applications where access is a concern
- Designed to customer specifications
- Picture shows Supreme Series handle

## CUSTOM FORMING PLIERS

### Custom Leadformer

**RX 601-16**

- Specially engineered leadforming pliers
- Turns 5 equal-length leads into 3 long and 2 short leads
- Typically used on transistors
- Picture shows RX Series handle

## BIOSPRING FOR RX SERIES

RX

- Tension is kept minimal and limited thoughout the working cycle of the tool
- Handle width is controlled for ease of tool pick-up and handling
- Tension and opening width can be adjusted according to preference via three ports
- Almost indestructible in normal use
- On facing page, a spring is properly inserted for sure retention

BIOSPRING

RX 01

FITS ALL RX SERIES CUTTERS AND PLIERS

| Part no. | Weight grams | Pack qty |
|---|---|---|
| RX 01 | 5 | 5 |

RX SPRING ADJUSTMENT:

1. Pull the tool apart

2. Place the spring in the desired port

3. Close the tool

## RETURN SPRING FOR 80, RX, HS, MEDICAL AND SUPREME SERIES

80 HS SUP M

- Due to the long life of 80 Series, HS Series, Medical and Supreme Series cutters and pliers, replaceable springs help reduce down time and the need to stock substitute tools

RETURN SPRINGS

8130-50/SUPR SPRING, 8160/SPRING

Springs to fit all non-RX cutters and pliers

| Part no. | Cutters and Pliers | Weight grams | Pack qty |
|---|---|---|---|
| 8130-50/SUPR SPRING | HS, Medical, 80 Series 8130-8158; all Supreme | 2 | 1 PR |
| 8160/SPRING | HS, Medical, 80 Series 8160-8168 | 2 | 1 PR |

## LEAD CATCHER FOR 80, RX, HS, MEDICAL AND SUPREME SERIES

80 RX HS SUP M

- Patented lead catcher holds cut wires, preventing injury and keeping leads from flying into the assembly
- The lead catchers can be removed and reused
- Sold in packs of 5

LEAD CATCHER

813, 814, 816

Easy to install and remove

| Part no. | Cutters and Pliers | Weight grams | Pack qty |
|---|---|---|---|
| 813 | 8130-8138, RX 8130-8138, HS 8130-8138,7190-7191 | 4 | 5 |
| 814 | 8140-8148, RX 8140-8148, HS 8140-8148 | 4 | 5 |
| 816 | 8160-8168 / RX 8160-8168 / HS 8160-8168 | 4 | 5 |

# Always ready to go with Lindström spare parts

# Lindström Tweezers styles for every application



**SMD**

Smooth edges and a wide choice of tips and angles assure ease of component handling and protection of board surfaces.

**Fiber Tip**

Minimises scratching and damage to delicate surfaces, high-temperature ESD safe tips.

**Carbon Fiber Tweezers with Replaceable Tips**

ESD safe for use on sensitive electronic assemblies. Good heat resistance (150°C / 300°F) for positioning components and devices in high-temperature environments. Very high rigidity and strength for precise applications. Polyamide-based carbon fiber offers excellent chemical resistance.

**General Purpose**

Very accurate finish for a wide variety of applications from electronics to bio medical uses. Extremely accurate serration quality. Different lengths, thicknesses and angles for every application. Stainless and/or anti-magnetic/anti-acid steel.

**Component Handling**

Anti-magnetic/anti-acid steel.



**Extra Strength, General Purpose**

Large and strong tips with perfect balance, symmetry and alignment for demanding tasks of all types.

**Ceramic Tip Tweezers**

Electrically insulative, and stable at high temperature. Very hard surface, high flexural strength and fracture toughness. Extreme corrosion resistance.

**SL Series Tweezers**

Competitively priced, high quality tweezers. ESD safe for secure use in electronics assembly. Anti-acid stainless steel for durable performance.

**High Precision**

Fine points, perfect alignment, polished edges and anti-glare satin finish for the most demanding work, particulary under magnification.

**Ergonomic Touch Tweezers**

Tactile grips for increased precision and reduced fatigue. Static dissipative grips offer added comfort.

## HIGH PRECISION TWEEZERS

- Stainless-steel body
- Polished finish
- Excellent anti-acid, anti-magnetic properties
- Lindström tweezers offer perfect balance, tip alignment and symmetry

### STAINLESS STEEL ANTI-MAGNETIC HIGH PRECISION TWEEZERS WITH FLAT EDGE AND THICK TIPS 120 MM

### TL 00-SA

| Part No. | | L mm / in | mm / in | mm / in | g |
|---|---|---|---|---|---|
| TL 00-SA | 00 | 120 / 4,72 | 0,5 / 0,02 | 0,9 / 0,04 | 21 |

### STAINLESS STEEL ANTI-MAGNETIC HIGH PRECISION TWEEZERS WITH SERRATED THICK TIPS 120 MM

### TL 00B-SA

| Part No. | | L mm / in | mm / in | mm / in | g |
|---|---|---|---|---|---|
| TL 00B-SA | 00B | 120 / 4,72 | 0,5 / 0,02 | 0,9 / 0,04 | 20 |

### STAINLESS STEEL ANTI-MAGNETIC HIGH PRECISION TWEEZERS WITH SERRATED TIPS 120 MM

### TL 00D-SA



| Part No. | | L mm / in | mm / in | mm / in | g |
|---|---|---|---|---|---|
| TL 00D-SA | 00D | 120 / 4,72 | 0,5 / 0,02 | 0,9 / 0,04 | 20 |

### STAINLESS STEEL ANTI-MAGNETIC HIGH PRECISION TWEEZERS WITH FLAT EDGE AND FINE TIPS 90 MM

### TL 0C9-SA

| Part No. | | L mm / in | mm / in | mm / in | g |
|---|---|---|---|---|---|
| TL 0C9-SA | 0C9 | 90 / 3,54 | 0,1 / 0 | 0,15 / 0,01 | 9 |

## HIGH PRECISION TWEEZERS

- Stainless-steel body
- Polished finish
- Excellent anti-acid, anti-magnetic properties
- Lindström tweezers offer perfect balance, tip alignment and symmetry

### STAINLESS STEEL ANTI-MAGNETIC HIGH PRECISION TWEEZERS WITH STRONG AND ROUND TIPS 120 MM

### TL 2A-SA

| Part No. | | L mm / in | mm / in | mm / in | g |
|---|---|---|---|---|---|
| TL 2A-SA | 2A | 120 / 4,72 | 0,1 / 0 | 1,9 / 0,07 | 15 |

### STAINLESS STEEL ANTI-MAGNETIC HIGH PRECISION TWEEZERS WITH VERY SHARP TIPS 120 MM

### TL 3-SA

| Part No. | | L mm / in | mm / in | mm / in | g |
|---|---|---|---|---|---|
| TL 3-SA | 3 | 120 / 4,72 | 0,12 / 0 | 0,18 / 0,01 | 14 |

### STAINLESS STEEL ANTI-MAGNETIC HIGH PRECISION TWEEZERS WITH VERY SHARP TIPS 110 MM

### TL 3C-SA

| Part No. | | L mm / in | mm / in | mm / in | g |
|---|---|---|---|---|---|
| TL 3C-SA | 3C | 110 / 4,33 | 0,12 / 0 | 0,18 / 0,01 | 12 |

### STAINLESS STEEL ANTI-MAGNETIC HIGH PRECISION TWEEZERS WITH TAPERED AND RELIEVED EXTRA FINE TIPS 110 MM

### TL 5-SA



| Part No. | | L mm / in | mm / in | mm / in | g |
|---|---|---|---|---|---|
| TL 5-SA | 5 | 110 / 4,33 | 0,07 / 0 | 0,12 / 0 | 13 |

## HIGH PRECISION TWEEZERS

- Stainless-steel body
- Polished finish
- Excellent anti-acid, anti-magnetic properties
- Lindström tweezers offer perfect balance, tip alignment and symmetry

### STAINLESS STEEL ANTI-MAGNETIC HIGH PRECISION TWEEZERS WITH EXTRA FINE AND DOUBLE BENT TIPS 115 MM

### TL 51S-SA

| Part No. | | L mm / in | mm / in | mm / in | g |
|---|---|---|---|---|---|
| TL 51S-SA | 51S | 115 / 4,53 | 0,08 / 0 | 0,13 / 0,01 | 14 |

### STAINLESS STEEL ANTI-MAGNETIC HIGH PRECISION TWEEZERS WITH EXTRA FINE BENT TIPS 110 MM

### TL 5B-SA

| Part No. | | L mm / in | mm / in | mm / in | g |
|---|---|---|---|---|---|
| TL 5B-SA | 5B | 110 / 4,33 | 0,08 / 0 | 0,13 / 0,01 | 13 |

### STAINLESS STEEL ANTI-MAGNETIC HIGH PRECISION TWEEZERS WITH LONG FINE CURVED TIPS 140 MM

### TL 65A-SA

| Part No. | | L mm / in | mm / in | mm / in | g |
|---|---|---|---|---|---|
| TL 65A-SA | 65A | 140 / 5,51 | 0,09 / 0 | 0,15 / 0,01 | 12 |

### STAINLESS STEEL ANTI-MAGNETIC HIGH PRECISION TWEEZERS WITH FINE CURVED TIPS 120 MM

### TL 7-SA

| Part No. | | L mm / in | mm / in | mm / in | g |
|---|---|---|---|---|---|
| TL 7-SA | 7 | 120 / 4,72 | 0,09 / 0 | 0,16 / 0,01 | 14 |

## HIGH PRECISION TWEEZERS - GENERAL PURPOSE TWEEZERS

- Stainless-steel body
- Polished finish
- Excellent anti-acid, anti-magnetic properties
- Lindström tweezers offer perfect balance, tip alignment and symmetry

### STAINLESS STEEL ANTI-MAGNETIC HIGH PRECISION TWEEZERS WITH STRONG, FINE CURVED TIPS 120 MM

### TL 7A-SA

| Part No. | | L mm / in | mm / in | mm / in | g |
|---|---|---|---|---|---|
| TL 7A-SA | 7A | 120 / 4,72 | 0,15 / 0,01 | 0,25 / 0,01 | 14 |

### STAINLESS STEEL ANTI-MAGNETIC HIGH PRECISION TWEEZERS WITH LONG, SLENDER AND FINE TIPS 140 MM

### TL SS-SA

| Part No. | | L mm / in | mm / in | mm / in | g |
|---|---|---|---|---|---|
| TL SS-SA | SS | 140 / 5,51 | 0,08 / 0 | 0,13 / 0,01 | 13 |

### GENERAL PURPOSE STAINLESS STEEL ANTI-MAGNETIC TWEEZERS WITH SERRATED DOUBLE-BENT TIPS 150 MM

### TL 124-SA

| Part No. | | L mm / in | mm / in | mm / in | g |
|---|---|---|---|---|---|
| TL 124-SA | 122 | 150 / 5,91 | 0,8 / 0,03 | 0,9 / 0,04 | 17 |

### GENERAL PURPOSE STAINLESS STEEL ANTI-MAGNETIC TWEEZERS WITH STRONG BLUNT TIPS 135 MM

### TL 475-SA

| Part No. | | L mm / in | mm / in | mm / in | g |
|---|---|---|---|---|---|
| TL 475-SA | 475 | 135 / 5,31 | 0,4 / 0,21 | 3 / 0,01 | 24 |

## GENERAL PURPOSE TWEEZERS - INDUSTRIAL USE TWEEZERS

- Stainless-steel body
- Polished finish
- Excellent anti-acid, anti-magnetic properties
- Lindström tweezers offer perfect balance, tip alignment and symmetry

### GENERAL PURPOSE STAINLESS STEEL ANTI-MAGNETIC TWEEZERS WITH SERRATED FINE TIPS 157 MM

### TL 648-SA

| Part No. | | L mm / in | mm / in | mm / in | g |
|---|---|---|---|---|---|
| TL 648-SA | 648 | 157 / 6,18 | 0,9 / 0,04 | 0,9 / 0,04 | 22 |

### GENERAL PURPOSE STAINLESS STEEL ANTI-MAGNETIC TWEEZERS WITH SERRATED FINE BENT TIPS 155 MM

### TL 649-SA

| Part No. | | L mm / in | mm / in | mm / in | g |
|---|---|---|---|---|---|
| TL 649-SA | 649 | 155 / 6,1 | 0,9 / 0,04 | 0,9 / 0,04 | 22 |

### STAINLESS STEEL ANTI-MAGNETIC HIGH PRECISION INDUSTRIAL TWEEZERS WITH FLAT EDGE AND STRONG TIPS 120 MM

### TL 00-SA-SL

| Part No. | | L mm / in | mm / in | mm / in | g |
|---|---|---|---|---|---|
| TL 00-SA-SL | 00 | 120 / 4,72 | 0,25 / 0,01 | 0,25 / 0,01 | 20 |

### STAINLESS STEEL ANTI-MAGNETIC HIGH PRECISION INDUSTRIAL TWEEZERS WITH FINE TIPS 120 MM

### TL 1-SA-SL

| Part No. | | L mm / in | mm / in | mm / in | g |
|---|---|---|---|---|---|
| TL 1-SA-SL | 1 | 120 / 4,72 | 0,2 / 0,19 | 0,25 / 0,01 | 15 |

## INDUSTRIAL USE TWEEZERS

- Polished finish
- Excellent anti-acid, anti-magnetic properties
- Suitable for industrial applications
- Lindström tweezers offer perfect balance, tip alignment and symmetry

### STAINLESS STEEL ANTI-MAGNETIC HIGH PRECISION INDUSTRIAL TWEEZERS WITH TAPERED AND FINE TIPS 120 MM

### TL 2-SA-SL

| Part No. | | L mm / in | mm / in | mm / in | g |
|---|---|---|---|---|---|
| TL 2-SA-SL | 2 | 120 / 4,72 | 0,25 / 0,01 | 0,3 / 0,01 | 16 |

### STAINLESS STEEL ANTI-MAGNETIC HIGH PRECISION INDUSTRIAL TWEEZERS WITH FLAT AND ROUND TIPS 118 MM

### TL 2A-SA-SL

| Part No. | | L mm / in | mm / in | mm / in | g |
|---|---|---|---|---|---|
| TL 2A-SA-SL | 2A | 118 / 4,65 | 0,3 / 0,01 | 2 / 0,08 | 16 |

### STAINLESS STEEL ANTI-MAGNETIC HIGH PRECISION INDUSTRIAL TWEEZERS WITH VERY SHARP TIPS 125 MM

### TL 3-SA-SL

| Part No. | | L mm / in | mm / in | mm / in | g |
|---|---|---|---|---|---|
| TL 3-SA-SL | 3 | 125 / 4,92 | 0,2 / 0,01 | 0,25 / 0,01 | 15 |

### STAINLESS STEEL ANTI-MAGNETIC HIGH PRECISION INDUSTRIAL TWEEZERS WITH VERY SHARP TIPS 110 MM

### TL 3C-SA-SL

| Part No. | | L mm / in | mm / in | mm / in | g |
|---|---|---|---|---|---|
| TL 3C-SA-SL | 3C | 110 / 4,33 | 0,2 / 0,01 | 0,25 / 0,01 | 13 |

## INDUSTRIAL USE TWEEZERS

- Polished finish
- Excellent anti-acid, anti-magnetic properties
- Suitable for industrial applications
- Lindström tweezers offer perfect balance, tip alignment and symmetry

### STAINLESS STEEL ANTI-MAGNETIC HIGH PRECISION INDUSTRIAL TWEEZERS WITH TAPERED AND EXTRA FINE TIPS 110 MM

### TL 4-SA-SL

| Part No. | | L mm / in | mm / in | mm / in | g |
|---|---|---|---|---|---|
| TL 4-SA-SL | 4 | 110 / 4,33 | 0,3 / 0,01 | 0,3 / 0,01 | 13 |

### STAINLESS STEEL ANTI-MAGNETIC HIGH PRECISION INDUSTRIAL TWEEZERS WITH TAPERED AND RELIEVED, EXTRA FINE TIPS 110 MM

### TL 5-SA-SL

| Part No. | | L mm / in | mm / in | mm / in | g |
|---|---|---|---|---|---|
| TL 5-SA-SL | 5 | 110 / 4,33 | 0,2 / 0,01 | 0,2 / 0,01 | 13 |

### STAINLESS STEEL ANTI-MAGNETIC HIGH PRECISION INDUSTRIAL TWEEZERS WITH EXTRA FINE AND LIGHTLY CURVED TIPS 115 MM

### TL 5A-SA-SL

| Part No. | | L mm / in | mm / in | mm / in | g |
|---|---|---|---|---|---|
| TL 5A-SA-SL | 5A | 115 / 4,53 | 0,2 / 0,01 | 0,25 / 0,01 | 14 |

### STAINLESS STEEL ANTI-MAGNETIC HIGH PRECISION INDUSTRIAL TWEEZERS WITH EXTRA FINE CURVED TIPS 118 MM

### TL 7-SA-SL

| Part No. | | L mm / in | mm / in | mm / in | g |
|---|---|---|---|---|---|
| TL 7-SA-SL | 7 | 118 / 4,65 | 0,25 / 0,01 | 0,3 / 0,01 | 15 |

## INDUSTRIAL USE TWEEZERS

- Polished finish
- Excellent anti-acid, anti-magnetic properties
- Suitable for industrial applications
- Lindström tweezers offer perfect balance, tip alignment and symmetry

### STAINLESS STEEL ANTI-MAGNETIC HIGH PRECISION INDUSTRIAL TWEEZERS WITH FINE CURVED TIPS 118 MM

### TL 7A-SA-SL

| Part No. | | L mm / in | mm / in | mm / in | g |
|---|---|---|---|---|---|
| TL 7A-SL | 7A | 118 / 4,65 | 0,25 / 0,01 | 0,3 / 0,01 | 14 |

### STAINLESS STEEL ANTI-MAGNETIC BOLEY STYLE INDUSTRIAL TWEEZERS WITH STRONG FINE TIPS 128 MM

### TL AA-SA-SL

| Part No. | | L mm / in | mm / in | mm / in | g |
|---|---|---|---|---|---|
| TL AA-SA-SL | AA | 128 / 5,04 | 0,3 / 0,01 | 0,5 / 0,02 | 18 |

### HIGH PRECISION INDUSTRIAL TWEEZERS WITH STRONG TIPS AND SERRATED GRIPS 112 MM

### TL AC-SA-SL

| Part No. | | L mm / in | mm / in | mm / in | g |
|---|---|---|---|---|---|
| TL AC-SA-SL | AC | 112 / 4,41 | 0,3 / 0,01 | 0,5 / 0,02 | 17 |

### STAINLESS STEEL ANTI-MAGNETIC BOLEY STYLE INDUSTRIAL TWEEZERS WITH STRONG TIPS 130 MM

### TL MM-SA-SL

| Part No. | | L mm / in | mm / in | mm / in | g |
|---|---|---|---|---|---|
| TL MM-SA-SL | MM | 130 / 5,12 | 0,4 / 0,2 | 0,4 / 0,01 | 18 |

## INDUSTRIAL USE TWEEZERS - CARBON FIBRE TIPS TWEEZERS

- Polished finish
- Excellent anti-acid, anti-magnetic properties
- Suitable for industrial applications
- Lindström tweezers offer perfect balance, tip alignment and symmetry

### STAINLESS STEEL ANTI-MAGNETIC HIGH PRECISION INDUSTRIAL TWEEZERS WITH LONG, SLENDER AND EXTRA FINE TIPS 140 MM

### TL SS-SA-SL

| Part No. | | L mm / in | mm / in | mm / in | g |
|---|---|---|---|---|---|
| TL SS-SA-SL | SS | 140 / 5,51 | 0,2 / 0,01 | 0,3 / 0,01 | 15 |

### STAINLESS STEEL ANTI-MAGNETIC TWEEZERS WITH REPLACEABLE CARBON FIBRE TIPS 130 MM

### TL 00CFR-SA

| Part No. | | L mm / in | mm / in | mm / in | g |
|---|---|---|---|---|---|
| TL 00CFR-SA | 00 | 130 / 5,12 | 1 / 0,04 | 1 / 0,04 | 17 |

### STAINLESS STEEL ANTI-MAGNETIC TWEEZERS WITH REPLACEABLE FLAT EDGE CARBON FIBRE TIPS 130 MM

### TL 249CFR-SA

| Part No. | | L mm / in | mm / in | mm / in | g |
|---|---|---|---|---|---|
| TL 249CFR-SA | 249 | 130 / 5,12 | 1 / 0,04 | 2 / 0,08 | 17 |

### STAINLESS STEEL ANTI-MAGNETIC TWEEZERS WITH REPLACEABLE SPECIAL FLAT ROUND CARBON FIBRE TIPS 130 MM

### TL 2ACFR-SA

| Part No. | | L mm / in | mm / in | mm / in | g |
|---|---|---|---|---|---|
| TL 2ACFR-SA | 2A | 130 / 5,12 | 0,5 / 0,02 | 2 / 0,08 | 17 |

## CARBON FIBRE TIPS TWEEZERS

- Stainless-steel body and carbon fibre tips
- Polished finish
- Lindström tweezers offer perfect balance, tip alignment and symmetry

### STAINLESS STEEL ANTI-MAGNETIC TWEEZERS WITH REPLACEABLE VERY FINE POINTED CARBON FIBRE TIPS 130 MM

### TL 5CFR-SA

| Part No. | | L mm / in | mm / in | mm / in | g |
|---|---|---|---|---|---|
| TL 5CFR-SA | 5 | 130 / 5,12 | 0,5 / 0,02 | 0,5 / 0,02 | 17 |

### STAINLESS STEEL ANTI-MAGNETIC TWEEZERS WITH REPLACEABLE SPECIAL FINE CURVED CARBON FIBRE TIPS 130 MM

### TL 7CFR-SA

| Part No. | | L mm / in | mm / in | mm / in | g |
|---|---|---|---|---|---|
| TL 7CFR-SA | 7 | 130 / 5,12 | 0,5 / 0,02 | 0,5 / 0,02 | 17 |

### STAINLESS STEEL ANTI-MAGNETIC TWEEZERS WITH REPLACEABLE STRONG POINTED CARBON FIBRE TIPS 130 MM

### TL 259 CFR-SA

| Part No. | | L mm / in | mm / in | mm / in | g |
|---|---|---|---|---|---|
| TL 259 CFR-SA | 259 | 130 / 5,12 | 0,6 / 0,02 | 0,6 / 0,02 | 17 |

### 249ACF FLAT EDGE AND THICK REPLACEMENT TIPS 40 MM

### TL 249 ACF

| Part No. | | L mm / in | mm / in | mm / in | g |
|---|---|---|---|---|---|
| TL 249 ACF | 249 | 40 / 1,57 | 1 / 0,04 | 2 / 0,08 | 2 |

## CARBON FIBRE TIPS TWEEZERS

- Includes 2 tips and 3 screws
- Supplied in a plastic bag

### 259ACF EXTRA FINE REPLACEMENT TIPS 40 MM

### TL 259 ACF

| Part No. | | L mm / in | mm / in | mm / in | g |
|---|---|---|---|---|---|
| TL 259 ACF | 259 | 40 / 1,57 | 0,6 / 0,02 | 0,6 / 0,02 | 2 |

### 2AACF REPLACEMENT TIPS 40 MM

### TL 2A ACF

| Part No. | | L mm / in | mm / in | mm / in | g |
|---|---|---|---|---|---|
| TL 2A ACF | 2A | 40 / 1,57 | 0,5 / 0,02 | 2 / 0,08 | 2 |

### 5ACF REPLACEMENT TIPS 40 MM

### TL 5ACF

| Part No. | | L mm / in | mm / in | mm / in | g |
|---|---|---|---|---|---|
| TL 5ACF | 5 | 40 / 1,57 | 0,5 / 0,02 | 0,5 / 0,02 | 2 |

### 7ACF FINE CURVED REPLACEMENT TIPS 40 MM

### TL 7ACF

| Part No. | | L mm / in | mm / in | mm / in | g |
|---|---|---|---|---|---|
| TL 7ACF | 7 | 40 / 1,57 | 0,5 / 0,02 | 0,5 / 0,02 | 2 |

## PRECISION COMPONENT HANDLING TWEEZERS - SMD TWEEZERS

- Polished finish
- Excellent anti-acid, anti-magnetic properties
- Lindström tweezers offer perfect balance, tip alignment and symmetry

### STAINLESS STEEL ANTI-MAGNETIC PRECISION COMPONENT HANDLING TWEEZERS WITH 6 MM 90° ANGLED TIPS 120 MM

### TL 578-SA

| Part No. | | L mm / in | mm / in | mm / in | g |
|---|---|---|---|---|---|
| TL 578-SA | 578 | 120 / 4,72 | 1,3 / 0,05 | 4 / 0,16 | 15 |

### STAINLESS STEEL ANTI-MAGNETIC PRECISION COMPONENT HANDLING TWEEZERS WITH 4 MM 90° ANGLED TIPS 115 MM

### TL 582-SA

| Part No. | | L mm / in | mm / in | mm / in | g |
|---|---|---|---|---|---|
| TL 582-SA | 578 | 115 / 4,53 | 0,9 / 0,04 | 3,5 / 0,14 | 15 |

### STAINLESS STEEL ANTI-MAGNETIC HIGH PRECISION SMD TWEEZERS FOR POSITIONING 2 AND 3 LEAD SOT PACKAGES 45° ANGLE 115 MM

### TL SM 103-SA

| Part No. | | L mm / in | mm / in | mm / in | g |
|---|---|---|---|---|---|
| TL SM 103-SA | SM103 | 115 / 4,53 | 0,35 / 0,01 | 1,6 / 0,06 | 15 |

### STAINLESS STEEL ANTI-MAGNETIC HIGH PRECISION SMD TWEEZERS FOR POSITIONING 3 LEAD SOT PACKAGES 120 MM

### TL SM 104-SA

| Part No. | | L mm / in | mm / in | mm / in | g |
|---|---|---|---|---|---|
| TL SM 104-SA | SM104 | 120 / 4,72 | 0,35 / 0,01 | 1,7 / 0,07 | 15 |

## SMD TWEEZERS

- Polished finish
- Excellent anti-acid, anti-magnetic properties
- Lindström tweezers offer perfect balance, tip alignment and symmetry

### STAINLESS STEEL ANTI-MAGNETIC HIGH PRECISION SMD TWEEZERS FOR POSITIONING SOT PACKAGES VERTICALLY 120 MM

### TL SM 105-SA

| Part No. | | L mm / in | mm / in | mm / in | g |
|---|---|---|---|---|---|
| TL SM 105-SA | SM105 | 120 / 4,72 | 0,35 / 0,01 | 1,6 / 0,06 | 15 |

### STAINLESS STEEL ANTI-MAGNETIC HIGH PRECISION SMD TWEEZERS FOR POSITIONING ALL FLAT DEVICES AT 60° ANGLE 120 MM

### TL SM 107-SA

| Part No. | | L mm / in | mm / in | mm / in | g |
|---|---|---|---|---|---|
| TL SM 107-SA | SM107 | 120 / 4,72 | 0,15 / 0,01 | 1,4 / 0,06 | 15 |

### STAINLESS STEEL ANTI-MAGNETIC HIGH PRECISION SMD TWEEZERS FOR POSITIONING 1 MM COMPONENTS 120 MM

### TL SM 108-SA

| Part No. | | L mm / in | mm / in | mm / in | g |
|---|---|---|---|---|---|
| TL SM 108-SA | SM108 | 120 / 4,72 | 0,3 / 0,01 | 1,5 / 0,06 | 15 |

### STAINLESS STEEL ANTI-MAGNETIC HIGH PRECISION SMD TWEEZERS FOR POSITIONING 1 MM COMPONENTS AT 45° ANGLE 120 MM

### TL SM 109-SA

| Part No. | | L mm / in | mm / in | mm / in | g |
|---|---|---|---|---|---|
| TL SM 109-SA | SM109 | 120 / 4,72 | 0,3 / 0,01 | 1,1 / 0,04 | 15 |

## SMD TWEEZERS

- Polished finish
- Excellent anti-acid, anti-magnetic properties
- Lindström tweezers offer perfect balance, tip alignment and symmetry

### STAINLESS STEEL ANTI-MAGNETIC HIGH PRECISION SMD TWEEZERS FOR POSITIONING MONOLITHIC CHIP CAPACITORS 120 MM

### TL SM 110-SA

| Part No. | | L mm / in | mm / in | mm / in | g |
|---|---|---|---|---|---|
| TL SM 110-SA | SM110 | 120 / 4,72 | 0,45 / 0,02 | 2 / 0,08 | 15 |

### STAINLESS STEEL ANTI-MAGNETIC HIGH PRECISION SMD TWEEZERS FOR POSITIONING 5 MM MONOLITHIC CHIP CAPACITORS 115 MM

### TL SM 111-SA

| Part No. | | L mm / in | mm / in | mm / in | g |
|---|---|---|---|---|---|
| TL SM 111-SA | SM111 | 115 / 4,53 | 0,5 / 0,02 | 1,5 / 0,06 | 15 |

### STAINLESS STEEL ANTI-MAGNETIC SMD TWEEZERS FOR POSITIONING 1 MM CYLINDRICAL DEVICES AT 30° ANGLE 115 MM

### TL SM 115-SA

| Part No. | | L mm / in | mm / in | mm / in | g |
|---|---|---|---|---|---|
| TL SM 115-SA | SM115 | 115 / 4,53 | 0,6 / 0,02 | 0,85 / 0,03 | 14 |

### STAINLESS STEEL ANTI-MAGNETIC HIGH PRECISION SMD TWEEZERS FOR POSITIONING SOT PACKAGES AT 30° ANGLE 120 MM

### TL SM 117-SA

| Part No. | | L mm / in | mm / in | mm / in | g |
|---|---|---|---|---|---|
| TL SM 117-SA | SM117 | 120 / 4,72 | 0,4 / 0,02 | 1,5 / 0,06 | 15 |

# High Precision
# Torque Screwdrivers

Lindström Torque Screwdrivers eliminate the over-application of force, thereby reducing the risk for damage and rework costs. They feature an ergonomic shape, a durable positive grip powder-coated surface, and an anti-magnetic ESD safe bit holder that accepts any standard 1/4” Hex drive bit.

The two models available are the Micro-Adjustable Torque Screwdriver and the Preset Torque Screwdriver.

## HIGH PRECISION TORQUE CONTROL

With a unique high-precision cam-over torque-limiting design, Lindström´s torque screwdrivers eliminate over application of force reducing the risk of damage and rework costs. Available in micro-adjustable or preset torque versions, Lindström´s torque screwdrivers offer comfort with a user friendly shape and non-slip grip. Built to last with a non-magnetic bit holder that accepts any standard 1/4" Hex drive Bit, it is the ideal choice for flexible applications as well as volume production. All models are ESD-safe.

## MICRO-ADJUSTABLE TORQUE SCREWDRIVERS

The micro-adjustable torque screwdriver allows instant change to the torque value with an easy-to-read window scale and a precise pull-to-set, push-to-lock mechanism. Adjustment is easy - simply pull the knob, turn to the desired torque, push the knob back in, and it is ready to use.

The micro-adjustable screwdriver series includes three models ranging from 14 to 451.94 Ncm or 20 in.oz. to 40 in.lbs. Accuracy +/- 6%.

## PRESET TORQUE SCREWDRIVER

An outstanding selection for high-volume use in assembly where precision and repeatability is paramount. Torque values are easily set on this durable driver.

The end cap removes for access to the 1/8” Hex adjustment screw (Hex key included with each driver). Use a certified torque tester to verify the exact torque value after adjustment. Replace the end cap and it’s ready to go.

All Lindström torque devices are ESD safe.

*Warning! Lindström Torque Screwdrivers should never be used on electrified equipment.*

# MICRO-ADJUSTABLE TORQUE SCREWDRIVER

- ESD safe (IEC 61340-5-1)
- Torque limiting clutch prevents over application of force to fastener
- 1/4” Hexagon anti-magnetic spring loaded bit holder to avoid ESD damage to sensitive equipment or components in electronic applications
- Adjustable Torque Screwdriver, with all metal 3-lobe shaped handle
- Powder coat wrinkle finish provides positive grip
- Cam-over torque limiting clutch for repeatability
- Store driver in the protective case at lowest torque setting
- Accuracy meets or exceeds +/-6% over recommended usage period: 5.000 cycles or one year, whichever occurs first
- Clockwise torque measurement only. It can be used to loosen fasteners without affecting the internal mechanism
- Cam-Over technology provides tactile and audible feedback when torque values are reached
- Supplied with an internal declaration of conformity in compliance with International standards
- Standard adjustable drivers include SAE window scale
- ISO 6789, ISO 1174, ASME B107.300-2010
- Made in USA

*Truly ESD Safe, extremely accurate and durable, delivering repeatable torque values*

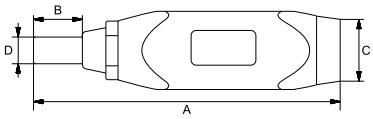

| Part No. | cN-M | in-oz | in-lb | | cN-M | A mm / in | B mm / in | C mm / in | D mm / in | kg |
|---|---|---|---|---|---|---|---|---|---|---|
| MA500-1A | 16-80 cNM | 20-200 in·oz | | 1/4 in | 1 | 5.43 / 138 | 18.2 / 0.72 | 28 / 1.10 | 9.6 / 0.38 | 0.2 |
| MA500-2A | 40-200 cNM | | 3-15 lb·in | 1/4 in | 2 | 6.18 / 157 | 18.2 / 0.72 | 28 / 1.10 | 9.6 / 0.38 | 0.26 |
| MA500-3A | 90-450 cNM | | 5-40 lb·in | 1/4 in | 5 | 6.73 / 171 | 18.2 / 0.72 | 32 / 1.26 | 9.6 / 0.38 | 0.308 |

# PRESET TORQUE SCREWDRIVER

- ESD safe (IEC 61340-5-1)
- Torque limiting clutch prevents over application of force to fastener
- 1/4” Hexagon anti-magnetic spring loaded bit holder to avoid ESD damage to sensitive equipment or components in electronic applications
- Preset Torque Screwdriver, with all metal 3-lobe shaped handle
- Cam-over torque limiting clutch for repeatability
- Powder coat wrinkle finish provides positive grip
- Accuracy meets or exceeds +/-6% over recommended usage period: 5000 cycles or one year, whichever occurs first
- Clockwise torque measurement only. It can be used to loosen fasteners without affecting the internal mechanism
- Cam-Over technology provides tactile and audible feedback when torque values are reached
- On request, preset screwdrivers can be set and certified with a declaration of conformity in compliance with International Standards
- ISO 6789, ISO 1174, ASME B107.300-2010
- Made in USA

*Truly ESD Safe, extremely accurate and durable, delivering repeatable torque values*

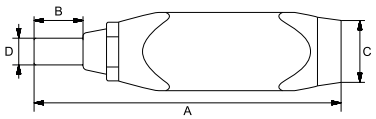

| Part No. | cN·M | in·lb | | A mm / in | B mm / in | C mm / in | D mm / in | kg |
|---|---|---|---|---|---|---|---|---|
| PS501-1 | 4-22 cNM | 6-32 in·oz | 1/4 in | 4.53 / 115 | 18.2 / 0.72 | 28 / 1.10 | 9.6 / 0.38 | 0.147 |
| PS501-2 | 7-70 cNM | 10-100 in·oz | 1/4 in | 5.55 / 141 | 18.2 / 0.72 | 28 / 1.10 | 9.6 / 0.38 | 0.200 |
| PS501-3 | 15-170 cNM | 1.5-15 in·lbs | 1/4 in | 5.55 / 141 | 18.2 / 0.72 | 28 / 1.10 | 9.6 / 0.38 | 0.198 |
| PS501-4 | 45-450 cNM | 4-40 in·lbs | 1/4 in | 6.06 / 154 | 18.2 / 0.72 | 32 / 1.26 | 9.6 / 0.38 | 0.270 |

# Warranty

Lindström brand tools carry a full guarantee covering defects in manufacturing material and workmanship.
Lindström does not offer, suggest nor imply a lifetime warranty applies to any tool, product or service.
Tools subjected to misapplication, abnormal use, abuse, alteration, or continued use after the tool is significantly worn, are not covered by this warranty. The Lindström facility conducts all tool evaluations for warranty claims.

Warranty Address:
SNA Europe [UK]
Moorhead Way
Bramley, Rotherham
South Yorkshire
S66 1YY

E-mail: sales.uk@snaeurope.com

Questions involving the performance of your Lindström tools should be directed to our customer service office listed above.

# Services

Only factory-authorised service can offer resharpening and reconditioning that keeps the Lindström warranty intact.

Services offered include:

- Cutter reconditioning: Sharpening cutting edges, installing new grips & springs, adjusting the joint
- Sharpening only: Cutters, scissors, cutting tweezers
- Pliers reconditioning: Jaw resurfacing, installing new grips and springs and adjusting the joint
- Recalibration: Repair, recalibration, and recertification for torque screwdrivers
- Tweezers reconditioning: Tip straightening and realignmen

Call 01709 731731 or E-mail us at
sales.uk@snaeurope.com for pricing and lead-time.

# CONTENT


| Part Number | Page |
|---|---|
| RX 8130 | 20 |
| RX 8131 | 20 |
| RX 8132 | 20 |
| RX 8140 | 20 |
| RX 8141 | 20 |
| RX 8142 | 20 |
| RX 8150 | 20 |
| RX 8151 | 20 |
| RX 8152 | 20 |
| RX 8160 | 20 |
| RX 8161 | 20 |
| RX 8162 | 20 |
| 8130 | 21 |
| 8131 | 21 |
| 8132 | 21 |
| 8140 | 21 |
| 8141 | 21 |
| 8142 | 21 |
| 8150 | 21 |
| 8151 | 21 |
| 8152 | 21 |
| 8160 | 21 |
| 8161 | 21 |
| 8162 | 21 |
| 8131 CO | 21 |
| 8140 CO | 21 |
| 8141 CO | 21 |
| 8142 CO | 21 |
| 8150 CO | 21 |
| 8151 CO | 21 |
| 8160 CO | 21 |

| Part Number | Page |
|---|---|
| 8161 CO | 21 |
| HS 8130 | 21 |
| HS 8131 | 21 |
| HS 8132 | 21 |
| HS 8140 | 21 |
| HS 8141 | 21 |
| HS 8142 | 21 |
| HS 8150 | 21 |
| HS8151 | 21 |
| HS8152 | 21 |
| HS 8160 | 21 |
| HS 8161 | 21 |
| HS 8162 | 21 |
| RX8133 | 22 |
| RX8134 | 22 |
| RX8135 | 22 |
| RX 8143 | 22 |
| RX 8144 | 22 |
| RX 8145 | 22 |
| RX 8153 | 22 |
| RX 8154 | 22 |
| RX8155 | 22 |
| RX8163 | 22 |
| RX 8164 | 22 |
| RX 8165 | 22 |
| 8133 | 23 |
| 8134 | 23 |
| 8135 | 23 |
| 8143 | 23 |
| 8144 | 23 |
| 8145 | 23 |

| Part Number | Page |
|---|---|
| 8153 | 23 |
| 8154 | 23 |
| 8155 | 23 |
| 8163 | 23 |
| 8164 | 23 |
| 8165 | 23 |
| 8144 CO | 23 |
| 8154 CO | 23 |
| 8163 CO | 23 |
| 8165 CO | 23 |
| 7190 | 23 |
| 7191 | 23 |
| 7190 CO | 23 |
| 7191 CO | 23 |
| HS8133 | 23 |
| HS8134 | 23 |
| HS8135 | 23 |
| HS 8143 | 23 |
| HS 8144 | 23 |
| HS 8145 | 23 |
| HS8153 | 23 |
| HS8154 | 23 |
| HS8155 | 23 |
| HS 8163 | 23 |
| HS 8164 | 23 |
| HS8165 | 23 |
| RX8136 | 24 |
| RX 8137 | 24 |
| RX8138 | 24 |
| RX 8146 | 25 |
| RX 8147 | 24 |

| Part Number | Page |
|---|---|
| RX 8148 | 24 |
| RX 8156 | 24 |
| RX 8157 | 24 |
| RX 8158 | 24 |
| RX8166 | 24 |
| RX 8167 | 24 |
| RX 8168 | 24 |
| RX8137MX | 24 |
| RX8138MX | 24 |
| 8136 | 25 |
| 8137 | 25 |
| 8138 | 25 |
| 8146 | 25 |
| 8147 | 25 |
| 8148 | 25 |
| 8156 | 25 |
| 8157 | 25 |
| 8158 | 25 |
| 8166L | 25 |
| 8167L | 25 |
| 8168L | 25 |
| 8148 CO | 25 |
| HS8136 | 25 |
| HS8137 | 25 |
| HS8138 | 25 |
| HS8146 | 25 |
| HS8147 | 25 |
| HS 8148 | 25 |
| HS8156 | 25 |
| HS8157 | 25 |
| HS8158 | 25 |

| Part Number | Page |
|---|---|
| HS8166 | 25 |
| HS8167 | 25 |
| HS8168 | 25 |
| 8150 J | 26 |
| 8160 J | 26 |
| 8150 SK | 26 |
| 7154TC | 28 |
| 8154PSP | 28 |
| RX8140M2 | 28 |
| RX8150M2 | 28 |
| RX8160M2 | 28 |
| 8140M2 | 28 |
| 8150M2 | 28 |
| 8160 M2 | 28 |
| RX8140PS | 29 |
| RX8141PS | 29 |
| RX 8142PS | 29 |
| RX 8147PS | 29 |
| RX8150PS | 29 |
| RX8160BPS | 29 |
| RX 8161PS | 29 |
| 8140PS | 29 |
| 8141PS | 29 |
| RX 8142PS | 29 |
| RX 8147PS | 29 |
| 8150PS | 29 |
| 8160PS | 29 |
| RX8160BPS | 29 |
| 8161PS | 29 |
| P6160 | 30 |
| TRX 8180 | 31 |

# CONTENT


| Part Number | Page |
|---|---|
| HS6000 | 32 |
| HS6001 | 32 |
| 7290 | 34 |
| 7291 | 34 |
| HS7290 | 34 |
| HS7291 | 34 |
| 7292 | 35 |
| 7292G | 35 |
| HS7292 | 35 |
| 7293 | 36 |
| HS7293 | 36 |
| RX 8211 | 37 |
| 8211 | 37 |
| HS8211 | 37 |
| RX 8247 | 38 |
| 8247 | 38 |
| 8247 CO | 38 |
| HS 8247 | 38 |
| RX 8248 | 39 |
| 8248 | 39 |
| 8249 | 39 |
| 8248 CO | 39 |
| 8248Q | 39 |
| HS 8248 | 39 |
| 7280 | 40 |
| HS7280 | 40 |
| 7285 | 40 |
| HS7285 | 40 |
| RX 8149 | 42 |
| 8149 | 42 |
| HS8149 | 42 |

| Part Number | Page |
|---|---|
| RX8233A | 43 |
| RX8234A | 43 |
| RX8237A | 43 |
| RX 7390 | 46 |
| RX 7392 | 46 |
| RX 7490 | 46 |
| 7490 | 46 |
| 7490 CO | 46 |
| HS7490 | 46 |
| RX 7590 | 47 |
| 7590 | 47 |
| 7590 CO | 47 |
| HS 7590 | 47 |
| RX 7890 | 48 |
| RX 7891 | 48 |
| 7890 | 48 |
| 7891 | 48 |
| 7890 CO | 48 |
| 7891 CO | 48 |
| HS 7890 | 48 |
| HS 7891 | 48 |
| RX 7892 | 49 |
| 7892 | 49 |
| 7892 CO | 49 |
| HS 7892 | 49 |
| RX 7893 | 50 |
| 7893 | 50 |
| 7893K | 50 |
| HS 7893 | 50 |
| RX 7894 | 51 |

| Part Number | Page |
|---|---|
| 7894 | 51 |
| HS7894 | 51 |
| 7992 | 55 |
| RX 501 | 55 |
| 801C | 55 |
| 111A | 56 |
| RX112A | 56 |
| 121A | 56 |
| HS122M.030 | 57 |
| 202A | 57 |
| 204B | 57 |
| 212A | 58 |
| RX331A | 58 |
| 341A | 58 |
| RX304D | 59 |
| 601A | 59 |
| 614A | 59 |
| 7292MI | 60 |
| RX 601-16 | 60 |
| RX 01 | 62 |
| 8130-50/SUPR SPRING | 62 |
| 8160/SPRING | 62 |
| 813 | 62 |
| 814 | 62 |
| TL 00-SA | 66 |
| TL 00B-SA | 66 |
| TL 00D-SA | 66 |
| TL 0C9-SA | 66 |
| TL 2A-SA | 67 |
| TL 3-SA | 67 |
| TL 3C-SA | 67 |

| Part Number | Page |
|---|---|
| TL 5-SA | 67 |
| TL 51S-SA | 68 |
| TL 5B-SA | 68 |
| TL 65A-SA | 68 |
| TL 7-SA | 68 |
| TL 7A-SA | 69 |
| TL SS-SA | 69 |
| TL 124-SA | 69 |
| TL 475-SA | 69 |
| TL 648-SA | 70 |
| TL 649-SA | 70 |
| TL 00-SA-SL | 70 |
| TL 1-SA-SL | 70 |
| TL 2-SA-SL | 71 |
| TL 2A-SA-SL | 71 |
| TL 3-SA-SL | 71 |
| TL 3C-SA-SL | 71 |
| TL 4-SA-SL | 72 |
| TL 5-SA-SL | 72 |
| TL 5A-SA-SL | 72 |
| TL 7-SA-SL | 72 |
| TL 7A-SA-SL | 73 |
| TL AA-SA-SL | 73 |
| TL AC-SA-SL | 73 |
| TL MM-SA-SL | 73 |
| TL SS-SA-SL | 74 |
| TL 00CFR-SA | 74 |
| TL 249CFR-SA | 74 |
| TL 2ACFR-SA | 74 |
| TL 5CFR-SA | 75 |
| TL 7CFR-SA | 75 |

| Part Number | Page |
|---|---|
| TL 259 CFR-SA | 75 |
| TL 249 ACF | 75 |
| TL 259 ACF | 76 |
| TL 2A ACF | 76 |
| TL 5ACF | 76 |
| TL 7ACF | 76 |
| TL 578-SA | 77 |
| TL 582-SA | 77 |
| TL SM 103-SA | 77 |
| TL SM 104-SA | 77 |
| TL SM 105-SA | 78 |
| TL SM 107-SA | 78 |
| TL SM 108-SA | 78 |
| TL SM 109-SA | 78 |
| TL SM 110-SA | 79 |
| TL SM 111-SA | 79 |
| TL SM 115-SA | 79 |
| TL SM 117-SA | 79 |
| MA500-1A | 82 |
| MA500-2A | 82 |
| MA500-3A | 82 |
| PS501-1 | 83 |
| PS501-2 | 83 |
| PS501-3 | 83 |
| PS501-4 | 83 |

LIND-UK-2021

LINDSTRÖM®

www.lindstromtools.com