Leuze electronic

the sensor people

SMART
SENSOR
BUSINESS

AMS 300*i*

Laser distance measurement device for maximum accuracy

***integrated*connectivity.**

www.leuze.com

ПРОМЭЛЕКТРОНИКА / sales@prom-elec.com

UNCOMPROMISING EXACT — LIMITLESS COMPATIBLE

The AMS 300*i* — leading in measuring dynamic, functionality and variety of integrated interfaces.

integrated connectivity.

MEASURE DISTANCES — FAST AND ACCURATELY

The AMS 300i is used wherever position data of moving system components, such as in high-bay warehouses, needs to be detected quickly and reliably.

The unique selection of interfaces makes the AMS 300i a truly global player. Measurement data can, in part, even be output in parallel on two interfaces, e.g., for diagnostic and control purposes.



EASY HANDLING — UNCOMPLICATED INTERFACE SELECTION

Through the use of the latest signal processors, distances of up to 300 m are calculated with maximum accuracy and extremely quickly — in intervals on the order of milliseconds. Borderline situations can also be detected and indicated with the integrated, extensive functionality catalog of devices. Extensive diagnostic functions also make possible timely prefailure messages.

intergated connectivity.

- **All major fieldbuses**
  are integrated directly in the device
- **For Ethernet models,**
  a switch is provided for setting up a line or ring structure
- **Configuration**
  is performed directly in and via the control
- **In the event that a replacement should be necessary,**
  all parameters are automatically transferred to the new device via the fieldbus
- **With PROFIBUS and PROFINET,**
  a parallel SSI interface is available

think modular.

- **A number of selectable functions**
  can be optimally adapted to your application. Interfaces, heating, operating ranges

easy handling.

- **Integrated mounting solution**
  for the easy alignment and fastening of the set alignment
- **Interference-free parallel operation**
  with optical data transceivers DDLS 200 and DDLS 500
- **Red light laser**
  for simple alignment
- **Through the mechanical fastening**
  (ball mount), the device does not need to be retaught following a device exchange
- **5 language display**
- **Standard M12 connection technology**

availability control.

- **Through the constant monitoring of**
  relevant parameters, such as laser, temperature, received signal level, position window or speeds, the system can output a message in good time before a failure occurs, thereby allowing the device to be checked and serviced in advance

CONVINCING IN ALL AREAS

Absolute accuracy, failure protection and simple handling make the AMS 300*i* the right choice.

*integrated*connectivity.

The data of an AMS 300i model can, for example, be output simultaneously via two parallel interfaces. Configuration and output of the position values and diagnostic data take place here via the PROFIBUS or PROFINET interface. At the same time, the position data is output via the SSI interface and can, thus, be used to control the motor.

The following actions can be performed in parallel with the two parallel interfaces:

- Configuration
- Diagnostics
- Visualization
- Positioning

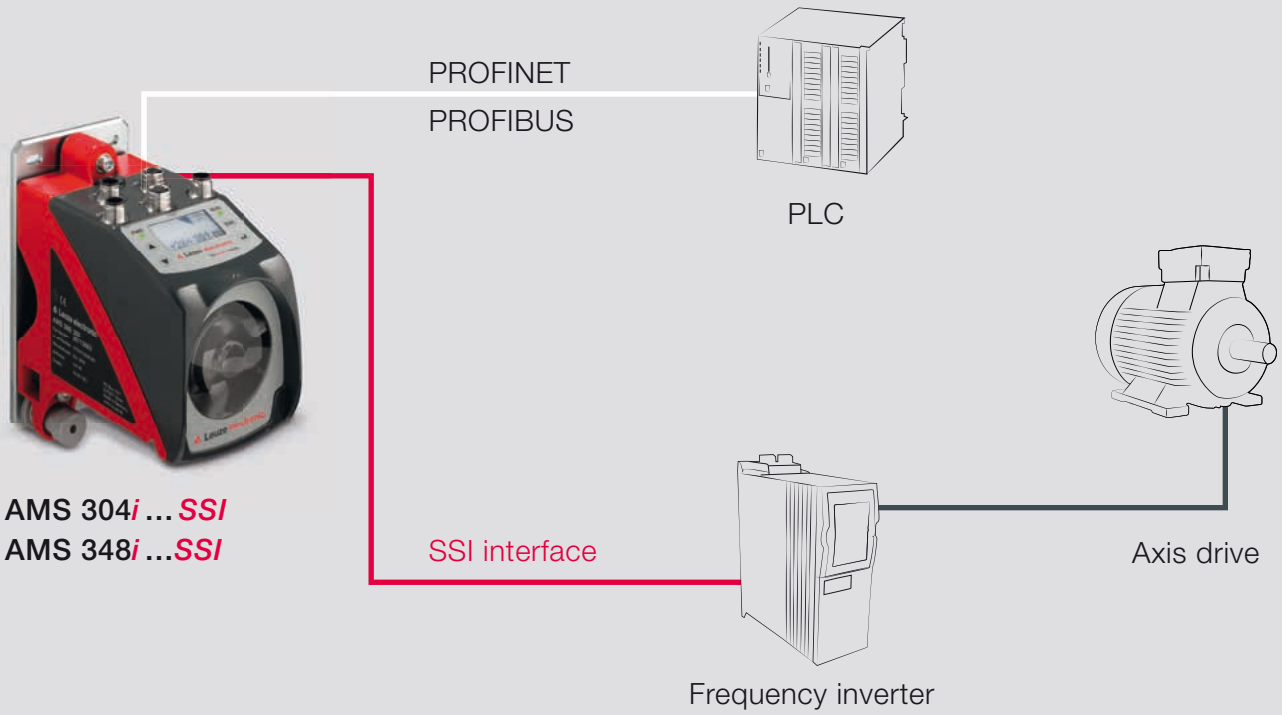

*easy*handling.

The AMS 300i can be mounted directly next to an optical data transceiver without any mutual interference occurring between the two systems. As a result, both devices can also be used in situations with limited installation space.

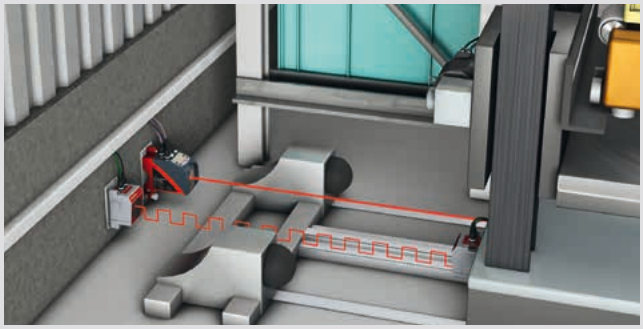

*easy*handling.

The integrated alignment and fastening unit is used to align the device. Thanks to the absolute linear accuracy and a ball mount, reteaching is not necessary following an exchange.





*availability*control.

Diagnosis can be performed directly on the device via the five-language display. Data such as soiling control can also be transferred to the control via the interfaces.

TECHNICAL DATA AND ACCESSORIES

Technical Data	AMS 3xxi 40	AMS 3xxi 120	AMS 3xxi 200	AMS 3xxi 300
Range [m]	0.2 – 40 m	0.2 – 120 m	0.2 – 200 m	0.2 – 300 m
Accuracy	±2 mm	±2 mm	±3 mm	±5 mm
Consistency / 1 sigma	0.3 mm	0.5 mm	0.7 mm	1.5 mm
Light spot diameter	≤40 mm	≤100 mm	≤150 mm	≤220 mm
Max. traverse rate	≤10 m / s			
Electrical data				
Supply voltage	18 – 30 V DC			
Current consumption	250 mA without heating / 500 mA with heating			
Optical data				
Transmitter	Laser diode, red light, wavelength 650 – 690 nm			
Laser class	Laser class 2 acc. to EN 60825-1; CDRH			
Environmental conditions				
Operating temperature	-5 – 50 °C without heating / -30 – 50 °C with heating			
Degree of protection	IP 65			
Interfaces	PROFIBUS, PROFINET, DeviceNet, CANopen, EtherNet IP, EtherCAT, Ethernet, SSI, RS 232 / 422 / 485, Interbus			
Certifications	CE c UL us CDRH ISO 9001			

MODELS

- Integrated heating down to -30 °C
- Connections M12
- Operating range 40 / 120 / 200 / 300 m
- Address setting and diagnosis via display

ACCESSORIES

We also have all the necessary accessories for the optimal mounting and connection of our laser distance measurement devices in our product range:

- Reflective tapes
- Heated and unheated pre-mounted reflectors
- Connection cables and connectors
- Deflecting mirror



OUR PROMISE TO YOU

SMARTER **PRODUCT USABILITY**

With regard to our product developments, we systematically place emphasis on the especially good usability of all devices. To this end, simple mounting and alignment are taken into account — just as the uncomplicated integrability of the sensors in existing field bus systems and easy configuration, e.g. via a web browser, are.

SMARTER **APPLICATION KNOW-HOW**

Whoever can do it all, can do nothing right. Which is why we concentrate on selected target sectors and applications. There, we are specialists and know all aspects inside out. For this purpose, we optimize our solutions and offer a comprehensive product range that makes it possible for our customers to obtain the absolute best solutions from a single source.

SMARTER **CUSTOMER SERVICE**

The technical and personal closeness to our customers, and a skilled, straightforward handling of queries and problems, are among our strengths — and will remain so. Consequently, we will continue to expand our service offerings and, indeed, also forge ahead in new directions to persistently redefine the utmost in customer service. Whether on the phone, in the Internet or on-site with our customers — regardless of when and where the expertise of the sensor people is needed at any time.

Info at: **www.leuze.com**

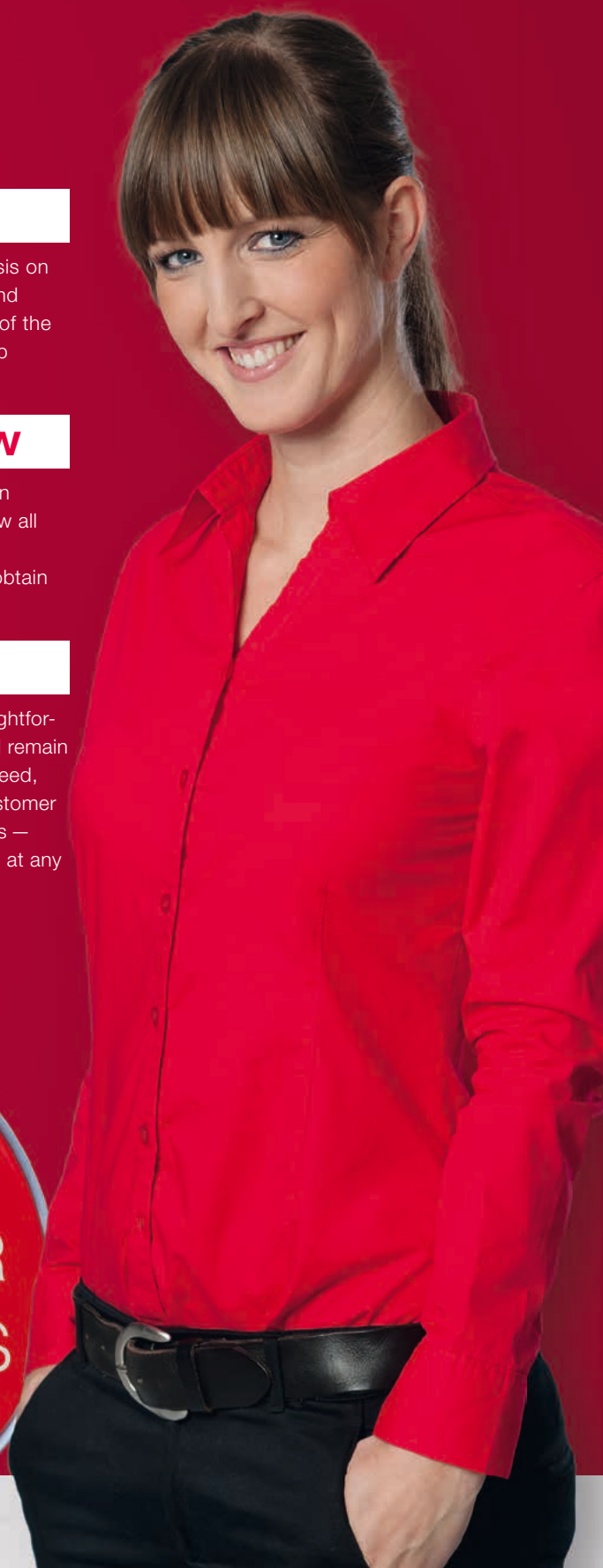

Katrin Rieker,
Sales Methods, Processes, Tools

Switching Sensors
Optical Sensors
Ultrasonic Sensors
Fiber Optic Sensors
Inductive Switches
Forked Sensors
Light Curtains
Special Sensors

Measuring Sensors
Distance sensors
Sensors for Positioning
3D Sensors
Light Curtains
Forked Sensors

Products for Safety at Work
Optoelectronic Safety Sensors
Safe Locking Devices, Switches and Proximity Sensors
Safe Control Components
Machine Safety Services

Identification
Bar Code Identification
2D-Code Identification
RF Identification

Data Transmission / Control Components
MA Modular Connection Units
Data Transmission
Safe Control Components

Industrial Image Processing
Light Section Sensors
Smart Camera

Leuze electronic GmbH + Co. KG
In der Braike 1
D-73277 Owen
Phone +49 7021 573-0
Fax +49 7021 573-199
info@leuze.de
www.leuze.com

en 01-2015/09 50128868
Subject to modifications and errors