Pro Editor Converter Cable Datasheet

Product Overview

For use with Banner Pro Editor software and Banner Pro Series-enabled devices



- Connects Pro Series-enabled devices to the PC-based Pro Editor software
- Can be used with mating accessory ACC-PRO-CABLE5 for connection to devices with an integral cable or terminal connection
- Banner's Pro Editor software is free to download and available from the product page of any Pro Series-enabled device or at www.bannerengineering.com/proeditor
- Full preview capabilities are available with the use of power supply PSW-24-1 and splitter CSB-M1251FM1251M

NOTE: When connected to a Microsoft Windows 10 device for the first time, the Pro Converter Cable automatically installs the correct Microsoft driver.[1] When connected to a Microsoft Windows 7 device for the first time, the Pro Converter Cable drivers must be installed manually. For more information, see www.bannerengineering.com/proeditor and search p/n 206058 to view the Pro Editor software instruction manual.

Model	Adapter	Length	Connections
MQDC-506-USB	Pro Editor Software	1.83 m (6 ft)	USB and 5-pin M12 male quick-disconnect connector

Pro Editor Software



Banner's Pro Editor software offers an easy way to configure Pro Series-enabled indication, touch, and illumination devices, allowing users full control of device states and device logic modes.

Use the Pro Converter Cable to connect Pro Series-enabled devices to read, write, and preview device states.

For more information, see www.bannerengineering.com/proeditor and search p/n 206058 to view the Pro Editor software instruction manual.

Features

Pro Converter Cable LED Indicators

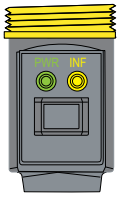

PWR (Cable Power Indicator)

Off: No power
Slow flashing green (0.5 Hz): Normal Mode

INF (Device Information Indicator)

Off: Device power off
Solid amber: Device power on
Fast flashing red (10 Hz): Device power fault

[1] Microsoft® and Windows® are registered trademarks of Microsoft Corporation in the United States and/or other countries.

Original Instructions
08-May-25

© Banner Engineering Corp. All rights reserved.
www.bannerengineering.com

206059
p/n: 206059 Rev. C

ПРОМЭЛЕКТРОНИКА/ sales@prom-elec.com

Full Preview Capabilities Setup (Recommended)

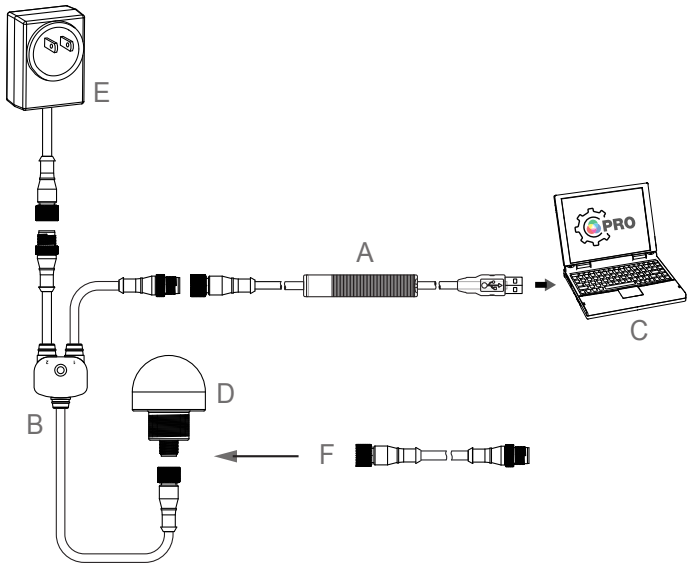

Key

A = Pro Converter Cable (MQDC-506-USB)
B = Splitter (CSB-M1251FM1251M)
C = PC running Pro Editor software
D = Any Banner Pro Series-enabled device (K50 shown)
E = Power Supply (PSW-24-1, PSW-24-2, or PSD-24-4)
F = 8-Pin to 5-Pin Double-Ended Cordset (MQDC-801-5M-PRO), required for 8-Pin models

Install the Pro Converter Cable Driver (Windows 7)

When connected to a PC running Microsoft Windows 7 for the first time, the Pro Converter Cable drivers must be installed manually. To manually install the Pro Converter Cable driver on a Windows 7 device, follow these steps.

> **NOTE:** After connecting the Pro Converter Cable to a PC running Microsoft Windows 7 the following message may appear: "Device driver software not successfully installed".

1. Download the latest driver file from www.bannerengineering.com/proeditor.
2. Unzip (extract) the file labeled ProConverterCable_driver to a new location.
3. Open **Control Panel**.
4. Open **Device Manager** (in the System and Security category). The Pro Converter Cable is listed as **Communications Translator** under **Other Devices** with an exclamation mark icon next to it indicating that the device driver has not been successfully installed.
5. Right-click on **Communications Translator** and select **Update Driver Software...**.
6. Click **Browse my computer for driver software**.
7. Click on **Com ports**.
8. Click **Let me pick from a list of device drivers on my computer**.
9. Make sure that **Show All Devices** is selected and click **Next**.
10. Click **Have Disk...**.
11. Click **Browse...** and select the driver file. For example, banner0x00D2_cdc.inf.
12. Click **OK**.
13. A message displays that the driver has an Authenticode signature. Click **Next**.
14. An update driver warning displays. Click **Yes**.
15. An installation message displays. Click **install**.

The Pro Converter Cable is listed as a COM Port under Ports in **Device Manager**.

Specifications and Requirements

Pro Converter Cable Specifications

Input Voltage
5 V DC from USB Type A connector

Output Voltage
20 V DC

Banner Compatible Devices
View compatible devices at www.bannerengineering.com/proeditor

© Banner Engineering Corp. All rights reserved.
www.bannerengineering.com

Certifications

Banner Engineering BV
Park Lane, Culliganlaan 2F bus 3
1831 Diegem, BELGIUM

Indicators

2 LED indicators:
Green Flashing: Power on
Amber Solid: Device on
Red Flashing: Device power fault

Communications

5-pin M12 male quick-disconnect connector compatible with Banner Pro Series-enabled devices

Pro Editor Software PC Requirements

Operating System

Microsoft ® Windows ® operating system versions 7 or 10

Hard Drive Space

20 MB

USB

Available USB port

Screen Resolution

1366 × 768 full color minimum

Third-Party Software

.NET version 4.5.2 or higher

IMPORTANT: Administrative rights are required to install the Pro Editor software.

FCC Part 15 Class B for Unintentional Radiators

(Part 15.105(b)) This equipment has been tested and found to comply with the limits for a Class B digital device, pursuant to part 15 of the FCC Rules. These limits are designed to provide reasonable protection against harmful interference in a residential installation. This equipment generates, uses, and can radiate radio frequency energy and, if not installed and used in accordance with the instructions, may cause harmful interference to radio communications. However, there is no guarantee that interference will not occur in a particular installation. If this equipment does cause harmful interference to radio or television reception, which can be determined by turning the equipment off and on, the user is encouraged to try to correct the interference by one or more of the following measures:

- Reorient or relocate the receiving antenna.
- Increase the separation between the equipment and receiver.
- Connect the equipment into an outlet on a circuit different from that to which the receiver is connected.
- Consult the dealer or an experienced radio/TV technician for help.

(Part 15.21) Any changes or modifications not expressly approved by the party responsible for compliance could void the user's authority to operate this equipment.

Industry Canada ICES-003(B)

This device complies with CAN ICES-3 (B)/NMB-3(B). Operation is subject to the following two conditions: 1) This device may not cause harmful interference; and 2) This device must accept any interference received, including interference that may cause undesired operation.

Cet appareil est conforme à la norme NMB-3(B). Le fonctionnement est soumis aux deux conditions suivantes : (1) ce dispositif ne peut pas occasionner d'interférences, et (2) il doit tolérer toute interférence, y compris celles susceptibles de provoquer un fonctionnement non souhaité du dispositif.

Accessories

Pro Editor Hardware

PRO-KIT

Includes:

- Pro Converter Cable (MQDC-506-USB)
- Splitter (CSB-M1251FM1251M)
- Power Supply (PSW-24-1)

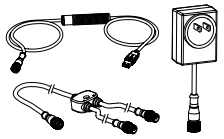

PRO-KIT-K50

Includes:

- Pro Series-enabled K50 (K50L2RGB7Q)
- Pro Converter Cable (MQDC-506-USB)
- Splitter (CSB-M1251FM1251M)
- Power Supply (PSW-24-1)



MQDC-506-USB

- Pro Converter Cable
- 1.83 m (6 ft) length 5-pin M12 quick disconnect to Device and USB to PC
- Required for connection to the configuration software

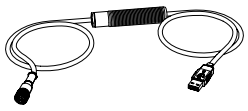

© Banner Engineering Corp. All rights reserved.
www.bannerengineering.com

CSB-M1251FM1251M
- 5-pin parallel Y splitter (Male-Male-Female)
- For full Pro Editor preview capability
- Requires external power supply, sold separately

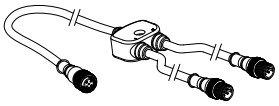

PSW-24-1
- 24 V DC, 1 A power supply
- 2 m (6.5 ft) PVC cable with M12 quick disconnect
- Provides external power with splitter cable, sold separately

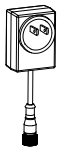

ACC-PRO-CABLE5
- Mating accessory for cabled and terminal models
- 150 mm (6 inch) PVC cable with M12 quick disconnect
- Lever wire nuts included (qty 5)
- Required to connect cabled models and screw terminal models to Pro Converter Cable, sold separately

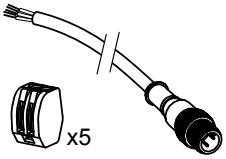

MQDC-801-5M-PRO
- 8-pin to 5-pin double-ended cordset
- 0.31 m (1 ft) PVC cable with M12 quick disconnects
- Required to connect 8-pin Pro Series-enabled devices to Pro Converter Cable (MQDC-506-USB), sold separately



Banner Engineering Corp Limited Warranty

Banner Engineering Corp. warrants its products to be free from defects in material and workmanship for one year following the date of shipment. Banner Engineering Corp. will repair or replace, free of charge, any product of its manufacture which, at the time it is returned to the factory, is found to have been defective during the warranty period. This warranty does not cover damage or liability for misuse, abuse, or the improper application or installation of the Banner product.

THIS LIMITED WARRANTY IS EXCLUSIVE AND IN LIEU OF ALL OTHER WARRANTIES WHETHER EXPRESS OR IMPLIED (INCLUDING, WITHOUT LIMITATION, ANY WARRANTY OF MERCHANTABILITY OR FITNESS FOR A PARTICULAR PURPOSE), AND WHETHER ARISING UNDER COURSE OF PERFORMANCE, COURSE OF DEALING OR TRADE USAGE.

This Warranty is exclusive and limited to repair or, at the discretion of Banner Engineering Corp., replacement. **IN NO EVENT SHALL BANNER ENGINEERING CORP. BE LIABLE TO BUYER OR ANY OTHER PERSON OR ENTITY FOR ANY EXTRA COSTS, EXPENSES, LOSSES, LOSS OF PROFITS, OR ANY INCIDENTAL, CONSEQUENTIAL OR SPECIAL DAMAGES RESULTING FROM ANY PRODUCT DEFECT OR FROM THE USE OR INABILITY TO USE THE PRODUCT, WHETHER ARISING IN CONTRACT OR WARRANTY, STATUTE, TORT, STRICT LIABILITY, NEGLIGENCE, OR OTHERWISE.**

Banner Engineering Corp. reserves the right to change, modify or improve the design of the product without assuming any obligations or liabilities relating to any product previously manufactured by Banner Engineering Corp. Any misuse, abuse, or improper application or installation of this product or use of the product for personal protection applications when the product is identified as not intended for such purposes will void the product warranty. Any modifications to this product without prior express approval by Banner Engineering Corp will void the product warranties. All specifications published in this document are subject to change; Banner reserves the right to modify product specifications or update documentation at any time. Specifications and product information in English supersede that which is provided in any other language. For the most recent version of any documentation, refer to: www.bannerengineering.com.

For patent information, see www.bannerengineering.com/patents.

© Banner Engineering Corp. All rights reserved.
www.bannerengineering.com