# Important Information

This guide is designed to help you set up and install the WLS27 LED Strip Light. For complete information on programming, performance, troubleshooting, dimensions, and accessories, please refer to the Product Manual at www.bannerengineering.com. Search for part number 185590 to view the Product Manual. Use of this document assumes familiarity with pertinent industry standards and practices.

**IMPORTANT:** Read the following instructions before operating the light. Please download the complete WLS27 LED Strip Light technical documentation, available in multiple languages, from www.bannerengineering.com for details on the proper use, applications, Warnings, and installation instructions of this device.

**IMPORTANT:** Lea el siguiente instructivo antes de operar el luminario. Por favor descargue desde www.bannerengineering.com toda la documentación técnica de los WLS27 LED Strip Light, disponibles en múltiples idiomas, para detalles del uso adecuado, aplicaciones, advertencias, y las instrucciones de instalación de estos dispositivos.

**IMPORTANT:** Lisez les instructions suivantes avant d'utiliser le luminaire. Veuillez télécharger la documentation technique complète des WLS27 LED Strip Light sur notre site www.bannerengineering.com pour les détails sur leur utilisation correcte, les applications, les notes de sécurité et les instructions de montage.

# Models

| Family | Cascadable | LED Color | Lighted Length (mm) | Window | Construction | Connector[1] |
|---|---|---|---|---|---|---|
| **WLS27** | **C** | **W** | **145** | **D** | **S** | **Q** |
| | C = Cascadable<br>X = Non-cascadable | W = Cool white<br>WW = Warm white<br>R = Red<br>G = Green<br>B = Blue<br>Y = Yellow | 145<br>285<br>430<br>570<br>710<br>850<br>990<br>1130 | D = Diffused plastic | S = Sealed | Q = Integral 4-pin M12 male quick-disconnect connector |

# Wiring

| 4-pin M12 Male | Pin | Wire Color | Connection |
|---|---|---|---|
| 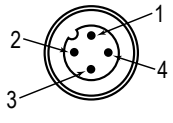 | 1 | Brown | 12 V DC to 30 V DC |
| | 2 | White | Not used |
| | 3 | Blue | DC common |
| | 4 | Black | Connect to 12 V DC to 30 V DC for 50% maximum intensity. For maximum intensity, leave the black wire floating or connected to common. |

# Specifications

| Light Length | Typical Current | | | Max. Current |
|---|---|---|---|---|
| | 12 V DC | 24 V DC | 30 V DC | A |
| 145 mm | 0.33 A | 0.15 A | 0.12 A | 0.4 |
| 285 mm | 0.66 A | 0.30 A | 0.24 A | 0.8 |
| 430 mm | 1.01 A | 0.46 A | 0.36 A | 1.2 |
| 570 mm | 1.36 A | 0.61 A | 0.48 A | 1.6 |

Continued on page 2

[1] Models with a quick-disconnect connector require a mating cordset.

Original Instructions
09-Sep-25

© Banner Engineering Corp. All rights reserved.
www.bannerengineering.com

189555
p/n: 189555 Rev. F

ПРОМЭЛЕКТРОНИКА/ sales@prom-elec.com

Continued from page 1

| Light Length | Typical Current | | | Max. Current |
|---|---|---|---|---|
| | 12 V DC | 24 V DC | 30 V DC | A |
| 710 mm | 1.75 A | 0.77 A | 0.60 A | 2.0 |
| 850 mm | 2.13 A | 0.92 A | 0.73 A | 2.4 |
| 990 mm | 2.59 A | 1.08 A | 0.85 A | 2.8 |
| 1130 mm | 3.04 A | 1.24 A | 0.97 A | 3.2 |

### Supply Voltage

12 V DC to 30 V DC

Use only with a suitable Class 2 power supply (UL) or SELV power supply (CE)

See electrical characteristics on product label

### Supply Protection Circuitry

Protected against reverse polarity and transient voltages

### Application Note

When connecting cascadable lights in series at 100% intensity, it is important not to exceed maximum current limitations:

Maximum length of light at 12 V DC: 1.4 m (4.6 ft)
Maximum length of light at 24 V DC: 3.0 m (9.8 ft)
Maximum length of light at 30 V DC: 3.1 m (10.2 ft)

At 50% intensity, double the lengths.

**NOTE:** Do not spray cable with high-pressure sprayer, or cable damage will result.

### Certifications

Banner Engineering BV
Park Lane, Culliganlaan 2F bus 3
1831 Diegem, BELGIUM

Turck Banner LTD Blenheim House
Blenheim Court
Wickford, Essex SS11 8YT
GREAT BRITAIN

### Construction

Clear anodized aluminum housing; FDA-grade copolyester outer housing

### Mounting

Bracket LMBWLS27EC included (2 for lights up to 570 mm or 3 for lights 710 mm and longer)

### Connections

Integral 4-pin M12 male quick-disconnect connector (4-pin connecting cordset required)

### Environmental Rating

Rated IP66, IP67, and IP69K per ISO 20653

### Operating Temperature

–40 °C to +70 °C (–40 °F to +158 °F)

Light output begins to decrease above 50 °C (122 °F) and will be approximately 65% of max intensity at 60 °C (140 °F) and 30% of max intensity at 70 °C (158 °F)

### Storage Temperature

–40 °C to +70 °C (–40 °F to +158 °F)

### Vibration and Mechanical Shock

Vibration 10-55 Hz 1.0 mm p-p amplitude per IEC 60068-2-6

Shock 15G 11 ms duration, half sine wave per IEC 60068-2-27

## Dimensions

All measurements are listed in millimeters [inches], unless noted otherwise. The measurements provided are subject to change.

*Quick Disconnect Models*

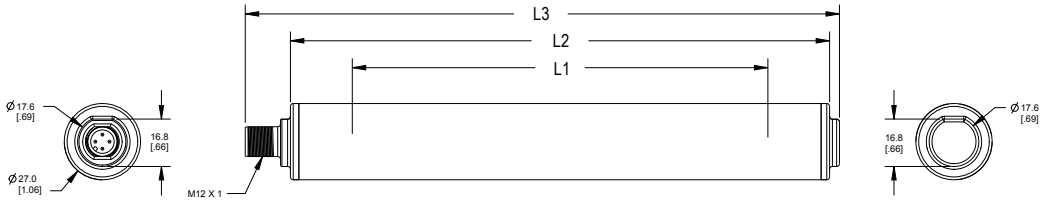


*Cascade Models*

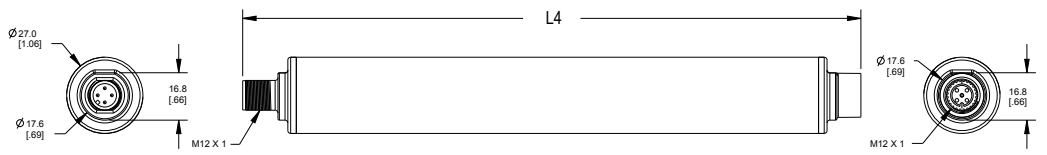



© Banner Engineering Corp. All rights reserved.
www.bannerengineering.com

| Models | L1 | L2 | L3 | L4 |
|---|---|---|---|---|
| WLS27..145.. | 145 mm (5.7 in) | 191 mm (7.5 in) | 210.5 mm (8.3 in) | 219 mm (8.6 in) |
| WLS27..285.. | 286 mm (11.3 in) | 332 mm (13.1 in) | 351.5 mm (13.8 in) | 360 mm (14.2 in) |
| WLS27..430.. | 427 mm (16.8 in) | 473 mm (18.6 in) | 492.5 mm (19.4 in) | 501 mm (19.7 in) |
| WLS27..570.. | 568 mm (22.4 in) | 614 mm (24.2 in) | 633.5 mm (24.9 in) | 642 mm (25.3 in) |
| WLS27..710.. | 709 mm (27.9 in) | 755 mm (29.7 in) | 774.5 mm (30.5 in) | 783 mm (30.8 in) |
| WLS27..850.. | 850 mm (33.5 in) | 896 mm (35.3 in) | 915.5 mm (36 in) | 924 mm (36.4 in) |
| WLS27..990.. | 991 mm (39 in) | 1037 mm (40.8 in) | 1056.5 mm (41.6 in) | 1065 mm (41.9 in) |
| WLS27..1130.. | 1132 mm (44.6 in) | 1178 mm (46.4 in) | 1197.5 mm (47.1 in) | 1206 mm (47.5 in) |

# Banner Engineering Corp Limited Warranty

Banner Engineering Corp. warrants its products to be free from defects in material and workmanship for one year following the date of shipment. Banner Engineering Corp. will repair or replace, free of charge, any product of its manufacture which, at the time it is returned to the factory, is found to have been defective during the warranty period. This warranty does not cover damage or liability for misuse, abuse, or the improper application or installation of the Banner product.

**THIS LIMITED WARRANTY IS EXCLUSIVE AND IN LIEU OF ALL OTHER WARRANTIES WHETHER EXPRESS OR IMPLIED (INCLUDING, WITHOUT LIMITATION, ANY WARRANTY OF MERCHANTABILITY OR FITNESS FOR A PARTICULAR PURPOSE), AND WHETHER ARISING UNDER COURSE OF PERFORMANCE, COURSE OF DEALING OR TRADE USAGE.**

This Warranty is exclusive and limited to repair or, at the discretion of Banner Engineering Corp., replacement. **IN NO EVENT SHALL BANNER ENGINEERING CORP. BE LIABLE TO BUYER OR ANY OTHER PERSON OR ENTITY FOR ANY EXTRA COSTS, EXPENSES, LOSSES, LOSS OF PROFITS, OR ANY INCIDENTAL, CONSEQUENTIAL OR SPECIAL DAMAGES RESULTING FROM ANY PRODUCT DEFECT OR FROM THE USE OR INABILITY TO USE THE PRODUCT, WHETHER ARISING IN CONTRACT OR WARRANTY, STATUTE, TORT, STRICT LIABILITY, NEGLIGENCE, OR OTHERWISE.**

Banner Engineering Corp. reserves the right to change, modify or improve the design of the product without assuming any obligations or liabilities relating to any product previously manufactured by Banner Engineering Corp. Any misuse, abuse, or improper application or installation of this product or use of the product for personal protection applications when the product is identified as not intended for such purposes will void the product warranty. Any modifications to this product without prior express approval by Banner Engineering Corp will void the product warranties. All specifications published in this document are subject to change; Banner reserves the right to modify product specifications or update documentation at any time. Specifications and product information in English supersede that which is provided in any other language. For the most recent version of any documentation, refer to: www.bannerengineering.com.

For patent information, see www.bannerengineering.com/patents.

# Mexican Importer

Banner Engineering de Mèxico, S. de R.L. de C.V. | David Alfaro Siqueiros 103 Piso 2 Valle oriente | San Pedro Garza Garcia Nuevo Leòn, C. P. 66269

81 8363.2714


© Banner Engineering Corp. All rights reserved.
www.bannerengineering.com