Circular and Tubular Brackets

18 mm Bracket

SMBC18

- 18 mm sensor mounting hole
- Snaps onto 28 mm diameter structural framing
- CAD Files: DXF, PDF, IGS, STP

A = ø 26.9 mm
Hole size: B = ø 18.4

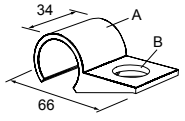

LMBxx Lighting Brackets

LMB22LPC

- For 28 mm tubular racking
- Toolless mount to racking
- 22 mm mounting hole
- CAD Files: DXF, PDF, IGS, STP

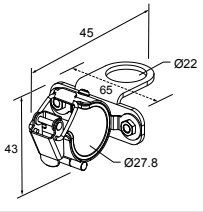

LMB30LPC

- For 28 mm tubular racking
- LMB30LP attached to clamp bracket
- Toolless mount to racking
- 30 mm mounting hole
- CAD Files: DXF, PDF, IGS, STP

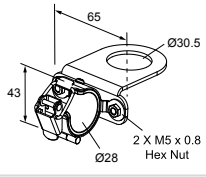

LMBHLS27O

- Set of 2 brackets
- Impact absorbing clamp
- 300 series stainless steel
- M5 stainless steel hardware included
- CAD Files: DXF, PDF, IGS, STP

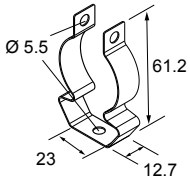

LMBHLS27S

- Set of 2 brackets
- Impact absorbing
- 300 series stainless steel
- Clearance for M5 or #10 hardware
- CAD Files: DXF, PDF, IGS, STP

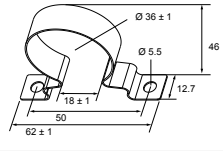

LMBPTL110C

- For 28 mm tubular racking
- Toolless mount to racking
- CAD Files: DXF, PDF, IGS, STP

Hole center spacing: 50 mm

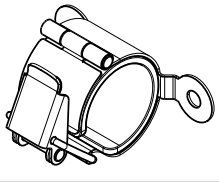

LMBRLS27O

- Set of 3 brackets
- Impact absorbing clamp
- 300 series stainless steel
- M5 stainless steel hardware included
- Extra padding for attachment around 27 mm housing
- Designed for lights over 4 feet in length
- CAD Files: DXF, PDF, IGS, STP

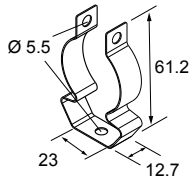

LMBWLS27EC

- Clear copolyester
- Clearance for M5 or #10 hardware
- CAD Files: DXF, PDF, IGS, STP

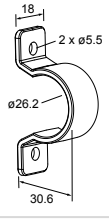

LMBWLS27H

- 300 series stainless steel mounting brackets
- M4 stainless steel hardware included
- CAD Files: DXF, PDF, IGS, STP

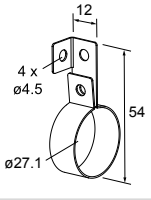

Continued on page 2

© Banner Engineering Corp. All rights reserved.
www.bannerengineering.com

b_51963359
p/n: b_51963359 Rev. A

ПРОМЭЛЕКТРОНИКА/ sales@prom-elec.com

Continued from page 1

LMBWLS27SP
- Clear copolyester
- Clearance for M5 or #10 hardware
- Snap bracket for light-duty applications
- CAD Files: DXF, PDF, IGS, STP

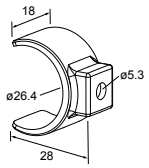

LMBWLS27T
- Stainless steel mounting brackets with rubber grips
- M5 stainless steel hardware included
- Clearance for M5 or #10 hardware
- CAD Files: DXF, PDF, IGS, STP

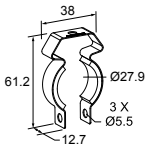

LMBWLS27U
- Clear copolyester
- Clearance for M5 or #10 hardware
- Clamps securely around the light body
- CAD Files: DXF, PDF, IGS, STP

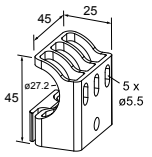

LMBWLS70
- Stainless steel
- Includes two double hole clamp brackets for surface mount, two anti-rotation gaskets, and stainless steel hardware for securing the bracket to the light
- For use with M8 or 5/16" mounting hardware
- CAD Files: DXF, PDF, IGS, STP

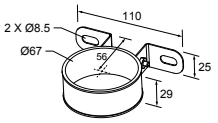

LMBWLS70H
- Stainless steel
- Includes two clamp brackets for hanging, two anti-rotation gaskets, and stainless steel hardware for securing the bracket to the light
- For use with M6 or ¼ in mounting hardware
- CAD Files: DXF, PDF, IGS, STP

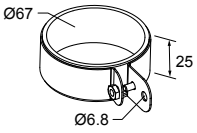

LMBWLS70T
- Stainless steel
- Includes two clamp brackets for hanging or surface mount, two anti-rotation gaskets, and stainless steel hardware for securing the bracket to the light
- For use with M8 or 5/16" mounting hardware
- CAD Files: DXF, PDF, IGS, STP

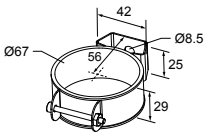

SMBPVxx Brackets

SMBPVA2
- Set of 4 molded brackets
- Snaps onto standard 28 mm (1.1 in) diameter pipe
- 2 brackets required per sensor
- CAD Files: DXF, PDF, IGS, STP



SMBPVA8
- Heavy-duty 2-part bracket mounts to 28 mm (1.1 in) diameter pipe
- Cold-rolled steel with zinc finish
- Requires SMBPVA..C for mounting
- CAD Files: DXF, PDF, IGS, STP

A=ø 30.5, B=ø 7.1

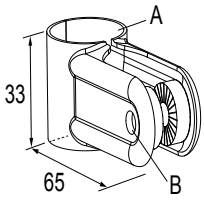

SMBPVL5
- 28 mm tubular mount bracket for mounting inside bin
- Clearance for M6 (1/4 in) hardware
- Painted cold rolled steel
- CAD Files: DXF, PDF, IGS, STP

A = ø M6 × 1 ISO 6H

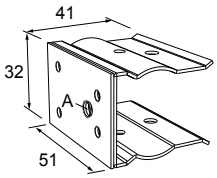

Banner Engineering Corp Limited Warranty

Banner Engineering Corp. warrants its products to be free from defects in material and workmanship for one year following the date of shipment. Banner Engineering Corp. will repair or replace, free of charge, any product of its manufacture which, at the time it is returned to the factory, is found to have been defective during the warranty period. This warranty does not cover damage or liability for misuse, abuse, or the improper application or installation of the Banner product.

THIS LIMITED WARRANTY IS EXCLUSIVE AND IN LIEU OF ALL OTHER WARRANTIES WHETHER EXPRESS OR IMPLIED (INCLUDING, WITHOUT LIMITATION, ANY WARRANTY OF MERCHANTABILITY OR FITNESS FOR A PARTICULAR PURPOSE), AND WHETHER ARISING UNDER COURSE OF PERFORMANCE, COURSE OF DEALING OR TRADE USAGE.

This Warranty is exclusive and limited to repair or, at the discretion of Banner Engineering Corp., replacement. **IN NO EVENT SHALL BANNER ENGINEERING CORP. BE LIABLE TO BUYER OR ANY OTHER PERSON OR ENTITY FOR ANY EXTRA COSTS, EXPENSES, LOSSES, LOSS OF PROFITS, OR ANY INCIDENTAL, CONSEQUENTIAL OR SPECIAL DAMAGES RESULTING FROM ANY PRODUCT DEFECT OR FROM THE USE OR INABILITY TO USE THE PRODUCT, WHETHER ARISING IN CONTRACT OR WARRANTY, STATUTE, TORT, STRICT LIABILITY, NEGLIGENCE, OR OTHERWISE.**

Banner Engineering Corp. reserves the right to change, modify or improve the design of the product without assuming any obligations or liabilities relating to any product previously manufactured by Banner Engineering Corp. Any misuse, abuse, or improper application or installation of this product or use of the product for personal protection applications when the product is identified as not intended for such purposes will void the product warranty. Any modifications to this product without prior express approval by Banner Engineering Corp will void the product warranties. All specifications published in this document are subject to change; Banner reserves the right to modify product specifications or update documentation at any time. Specifications and product information in English supersede that which is provided in any other language. For the most recent version of any documentation, refer to: www.bannerengineering.com.

For patent information, see www.bannerengineering.com/patents.

© Banner Engineering Corp. All rights reserved. www.bannerengineering.com