D12Expert Series
Teach Mode Fiber Optic Sensors

Quick Reference Card

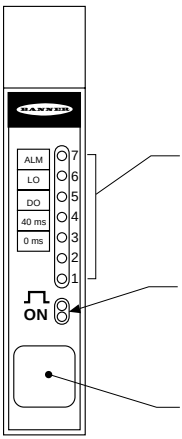

D12Expert Series Features

7-segment LED bargraph indicates:
- Signal strength
- Sensing contrast
- Programming status
- Diagnostic warnings

Indicators for:
- Output status
- Input Power/**TEACH** Mode

Push button for:
- programming

TEACH Mode Programming		
Push Button	**Mode**	**Indicator Status**
Push and Hold 2 Seconds	Display Output Configuration	LEDs indicate current output settings (LO or DO & 0 ms or 40 ms).
Double-click	Change to **TEACH** Mode	Green ON LED single-flashes at 1 Hz to indicate sensor is ready to learn
Push Button	**Indicator Status**	
Present the first sensing condition and single-click	7-segment display sequentially flashes each of it's LEDs. The green ON LED double-flashes at 1 Hz to indicate that the sensor is ready to learn the second condition.	
Present the second sensing condition and single-click	7-segment display sequentially flashes each of it's LEDs. The sensor then indicates the relative sensing contrast by flashing 1 to 7 of its LEDs three times. If the contrast is acceptable, (two or more flashing LEDs), the sensor returns to **RUN** mode after a few seconds with new, optimized sensitivity setting. If the contrast is unacceptable, (only one flashing LED), the sensor returns to **TEACH** mode Condition 1.	

ПРОМЭЛЕКТРОНИКА/ sales@prom-elec.com

Output Configuration Programming		
Push Button	**Mode**	**Indicator Status**
Push and Hold 2 Seconds	Display Output Configuration	LEDs indicate current output settings (LO or DO & 0 ms or 40 ms).
Triple-click*	Change to **OUTPUT CONFIGURATION** Program Mode	Red LED flashes opposite either “0 ms” or “40 ms” output timing selection.
Single-click* to toggle selection		
Double-click*	Continue in **OUTPUT CONFIGURATION** Program Mode	Output timing selection is stored. Red LED flashes opposite either “LO” or “DO” selection.
Single-click* to toggle selection		
Double-click*	Sensor returns to **RUN** Mode	“LO” or “DO” selection is stored. 7-Segment LED bar graph indicates relative received signal strength.
* NOTE: Sensor returns to RUN mode if push button is not clicked within 90 seconds.		

Connection Diagrams

NPN (Current Sinking)

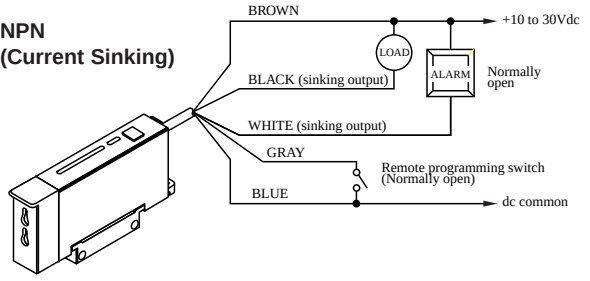

PNP (Current Sourcing)

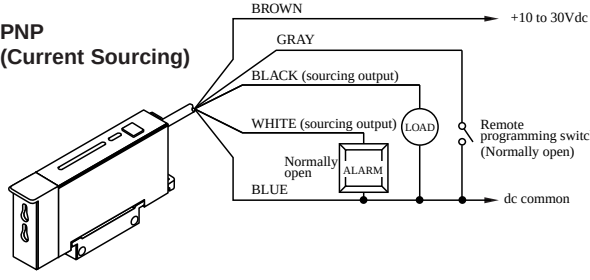

For applications assistance call: PH: (612) 544-3164
FAX: (612) 544-3173

Banner Engineering Corp.
9714 10th Ave. No.
Minneapolis, MN 55441

Printed in USA P/N 43337