In-Line On/Off Rocker Switch

Features



(WLS28PBQ shown)

- In-line switch with M12 connectors
- Rugged metal housing
- Perfect for DC-powered task lights
- Rated for up to 30 V DC

IMPORTANT: Read the following instructions before operating the light. Please download the complete In-Line On/Off Rocker Switch technical documentation, available in multiple languages, from www.bannerengineering.com for details on the proper use, applications, Warnings, and installation instructions of this device.

IMPORTANT: Lea el siguiente instructivo antes de operar el luminario. Por favor descargue desde www.bannerengineering.com toda la documentación técnica de los In-Line On/Off Rocker Switch, disponibles en múltiples idiomas, para detalles del uso adecuado, aplicaciones, advertencias, y las instrucciones de instalación de estos dispositivos.

IMPORTANT: Lisez les instructions suivantes avant d'utiliser le luminaire. Veuillez télécharger la documentation technique complète des In-Line On/Off Rocker Switch sur notre site www.bannerengineering.com pour les détails sur leur utilisation correcte, les applications, les notes de sécurité et les instructions de montage.

Models

Models	Description	Used With
WLS28PBQ	2-position in-line switch	2-wire DC LED lights
WLS28-2PBQ	3-position in-line switch	WLS28-2 and WLS28-2 Dual Color

WLS28-2PBQ models can be used with the WLS28-2 family for controlling the two levels of intensity or on the WLS28-2 Dual Color family for Color 1 or Color 2 selection.

Wiring

4-pin M12 Female

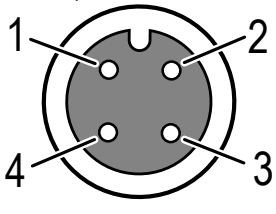

4-pin M12 Male

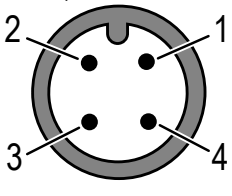

		WLS28-2PBQ Wiring Diagram		WLS28PBQ Wiring Diagram	
		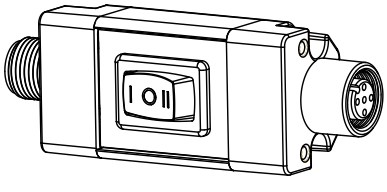		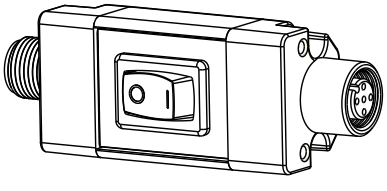	
Pin	Wire Color	Input (Male)	Output (Female)	Input (Male)	Output (Female)
1	Brown	V+ DC (30 V max)	V+ DC Position II	V+ DC (30 V max)	V+ DC Position I

Continued on page 2

Original Instructions
01-Apr-26

© Banner Engineering Corp. All rights reserved.
www.bannerengineering.com

170956
p/n: 170956 Rev. D

ПРОМЭЛЕКТРОНИКА/ sales@prom-elec.com

Continued from page 1

		WLS28-2PBQ Wiring Diagram		WLS28PBQ Wiring Diagram	
2	White	Not used	Not used	Not used	Not used
3	Blue	DC common	DC common	DC common	DC common
4	Black	Not used	V+ DC Position I	Not used	Not used

Specifications

Supply Voltage

30 V DC max.
See electrical characteristics on product label

Current Rating

4 Amps max

Electrical Life

> 10,000 make and break cycles at full load

Construction

Clear anodized aluminum housing; painted zinc end caps; Nylon switch; zinc-plated steel brackets

Mounting

(2) swivel brackets SMBWLS28RA included and (4) screws

Environmental Rating

IP50

Certifications

Banner Engineering BV
Park Lane, Culliganlaan 2F bus 3
1831 Diegem, BELGIUM

Dimensions

All measurements are listed in millimeters [inches], unless noted otherwise. The measurements provided are subject to change.

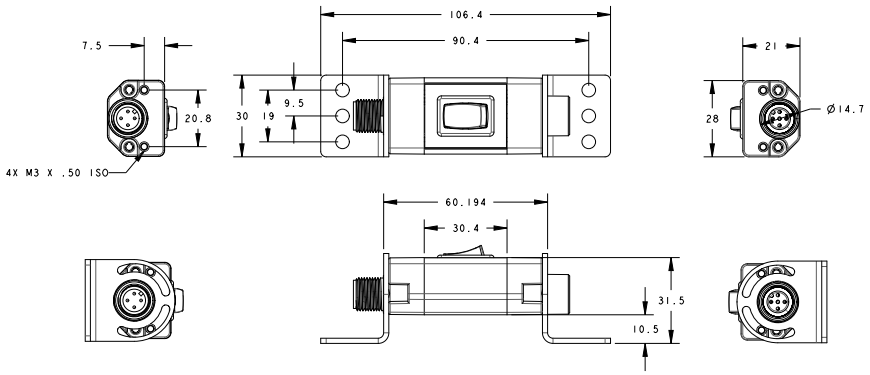

Accessories

Cordsets

4-Pin Single-Ended M12 Female Cordsets					
Model	**Length**	**Style**	**Dimensions**	**Pinout (Female)**	
MQDC-406	2 m (6.56 ft)	Straight	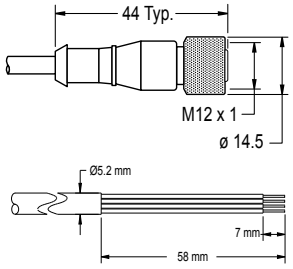	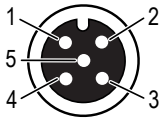	1 = Brown 2 = White 3 = Blue 4 = Black 5 = Not used
MQDC-415	5 m (16.4 ft)				
MQDC-430	9 m (29.5 ft)				
MQDC-450	15 m (49.2 ft)				
MQDC-406RA	2 m (6.56 ft)	Right-Angle	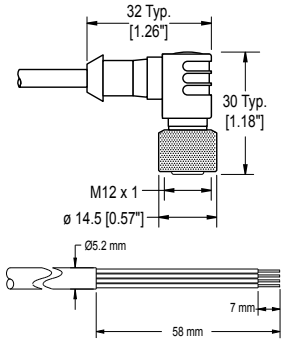	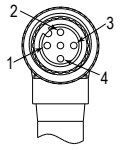	
MQDC-415RA	5 m (16.4 ft)				
MQDC-430RA	9 m (29.5 ft)				
MQDC-450RA	15 m (49.2 ft)				

© Banner Engineering Corp. All rights reserved.
www.bannerengineering.com

4-Pin Double-Ended M12 Female to M12 Male Cordsets				
Model	**Length**	**Style**	**Dimensions**	**Pinout**
MQDEC-401SS	0.31 m (1 ft)	Male Straight/Female Straight	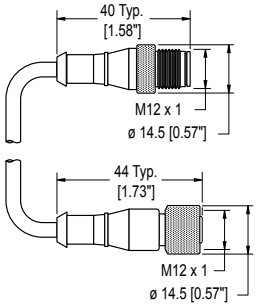	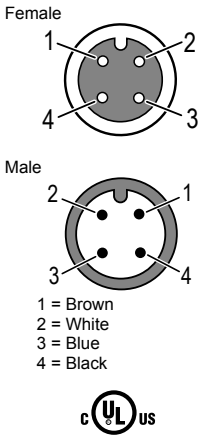
MQDEC-403SS	0.91 m (2.99 ft)			
MQDEC-406SS	1.83 m (6 ft)			
MQDEC-412SS	3.66 m (12 ft)			
MQDEC-415SS	4.58 m (15 ft)			
MQDEC-420SS	6.10 m (20 ft)			
MQDEC-430SS	9.14 m (30.2 ft)			
MQDEC-450SS	15.2 m (49.9 ft)			

Brackets

SMBWLS28RA
The bracket kit is available as a replacement for the one that comes with the light or switch. The kit contains two end brackets and four screws.

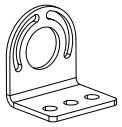

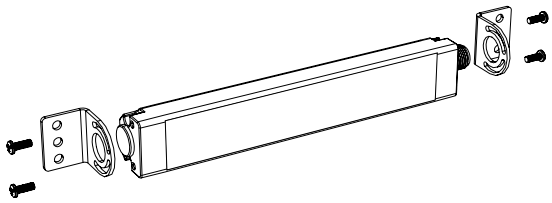

SMBWLS28SM
This kit allows the light or switch to be mounted at a right angle to the mounting surface. The kit contains two end brackets and four screws.

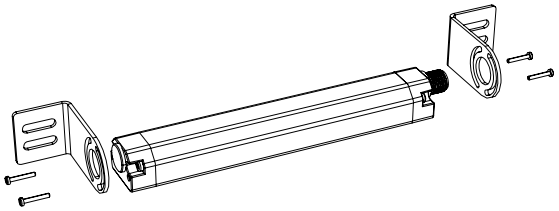

SMBWLS28SP
- Stainless steel snap bracket kit
- Includes two brackets

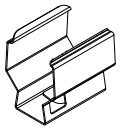

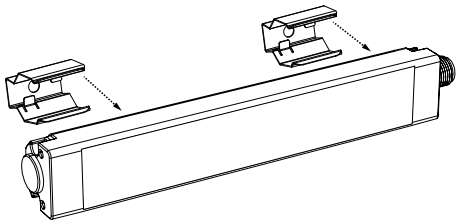

© Banner Engineering Corp. All rights reserved.
www.bannerengineering.com

SMH1316
This kit allows the light or switch to be mounted to a 13/16-inch Unistrut channel. Light is shown. The kit includes:

- #10-32 spring nuts (qty 2)
- #10-32 socket head cap screws (qty 2)
- #10 lock washers (qty 2)
- CAD Files: DXF, PDF, IGS, STP

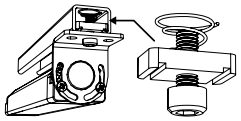

SMBWLSMAG

- Magnetic mounting bracket for easy attachment to steel surfaces
- CAD Files: DXF, PDF, IGS, STP

SMBWLSMAGR

- Protective cover also available to prevent scratches to painted surfaces
- CAD Files: DXF, PDF, IGS, STP

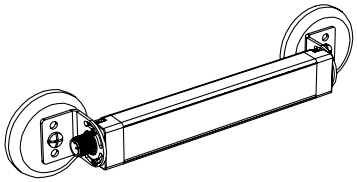

Banner Engineering Corp Limited Warranty

Banner Engineering Corp. warrants its products to be free from defects in material and workmanship for one year following the date of shipment. Banner Engineering Corp. will repair or replace, free of charge, any product of its manufacture which, at the time it is returned to the factory, is found to have been defective during the warranty period. This warranty does not cover damage or liability for misuse, abuse, or the improper application or installation of the Banner product.

THIS LIMITED WARRANTY IS EXCLUSIVE AND IN LIEU OF ALL OTHER WARRANTIES WHETHER EXPRESS OR IMPLIED (INCLUDING, WITHOUT LIMITATION, ANY WARRANTY OF MERCHANTABILITY OR FITNESS FOR A PARTICULAR PURPOSE), AND WHETHER ARISING UNDER COURSE OF PERFORMANCE, COURSE OF DEALING OR TRADE USAGE.

This Warranty is exclusive and limited to repair or, at the discretion of Banner Engineering Corp., replacement. **IN NO EVENT SHALL BANNER ENGINEERING CORP. BE LIABLE TO BUYER OR ANY OTHER PERSON OR ENTITY FOR ANY EXTRA COSTS, EXPENSES, LOSSES, LOSS OF PROFITS, OR ANY INCIDENTAL, CONSEQUENTIAL OR SPECIAL DAMAGES RESULTING FROM ANY PRODUCT DEFECT OR FROM THE USE OR INABILITY TO USE THE PRODUCT, WHETHER ARISING IN CONTRACT OR WARRANTY, STATUTE, TORT, STRICT LIABILITY, NEGLIGENCE, OR OTHERWISE.**

Banner Engineering Corp. reserves the right to change, modify or improve the design of the product without assuming any obligations or liabilities relating to any product previously manufactured by Banner Engineering Corp. Any misuse, abuse, or improper application or installation of this product or use of the product for personal protection applications when the product is identified as not intended for such purposes will void the product warranty. Any modifications to this product without prior express approval by Banner Engineering Corp will void the product warranties. All specifications published in this document are subject to change; Banner reserves the right to modify product specifications or update documentation at any time. Specifications and product information in English supersede that which is provided in any other language. For the most recent version of any documentation, refer to: www.bannerengineering.com.

For patent information, see www.bannerengineering.com/patents.

Mexican Importer

Banner Engineering de Mèxico, S. de R.L. de C.V. | David Alfaro Siqueiros 103 Piso 2 Valle oriente | San Pedro Garza Garcia Nuevo Leòn, C. P. 66269

81 8363.2714

© Banner Engineering Corp. All rights reserved.
www.bannerengineering.com