Models

Glass Fibers

Opposed Mode Fibers

IMM.443S	Features	Sensors	Range
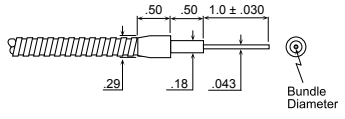	• Fiber diameter: 0.7 mm (0.027 inches) • Individual fiber • Stainless steel flexible conduit • Used in pairs, but sold individually; two are required	D12E	107 mm (4.2 inches)

IM.753S	Features	Sensors	Range
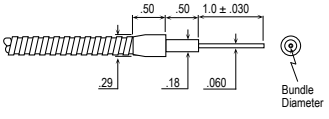	• Fiber diameter: 1.2 mm (0.046 inches) • Individual fiber • Stainless steel flexible conduit • Used in pairs, but sold individually; two are required • CAD files: DXF, PDF, IGS, STP	D12E	295 mm (11.6 inches)

IT13S	Features	Sensors	Range
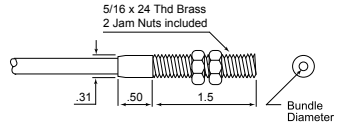	• Fiber diameter: 1.6 mm (0.062 inches) • Individual fiber • Thread • Stainless steel flexible conduit • Used in pairs, but sold individually; two are required • CAD files: DXF, PDF, IGS, STP	D12E	442 mm (17.4 inches)

IT23S (datasheet p/n 214505)	Features	Sensors	Range
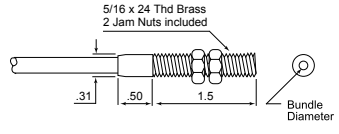	• Fiber diameter: 3.18 mm (0.519 inches) • Individual fiber • 19 mm bend radius • Thread • Stainless steel flexible conduit • Lenses available • Used in pairs, but sold individually; two are required • CAD files: DXF, PDF, IGS, STP	D12E	930 mm (36.6 inches)
		D12	550 mm (21.7 inches)
		QS18	900 mm (35.4 inches)
		R55F	1050 mm (41.3 inches)
		SME312	250 mm (9.8 inches)

Diffuse Mode Fibers

BM.753S	Features	Sensors	Range
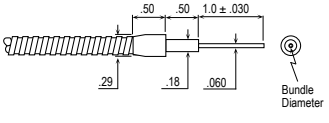	• Fiber diameter: 1.2 mm (0.046 inches) • Bifurcated fiber • Stainless steel flexible conduit • CAD files: DXF, PDF, IGS, STP	D12E	46 mm (1.8 inches)

BT13S (datasheet p/n 214505)	Features	Sensors	Range
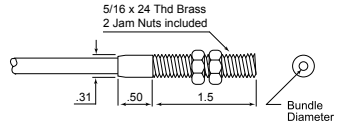	• Fiber diameter: 1.6 mm (0.062 inches) • Bifurcated fiber • Thread • Stainless steel flexible conduit • CAD files: DXF, PDF, IGS, STP	D12E	68 mm (2.7 inches)

Original Instructions
19-Nov-25

© Banner Engineering Corp. All rights reserved.
www.bannerengineering.com

b_51958478
p/n: b_51958478 Rev. A

ПРОМЭЛЕКТРОНИКА/ sales@prom-elec.com

BT23S (datasheet p/n 214505)	Features	Sensors	Range
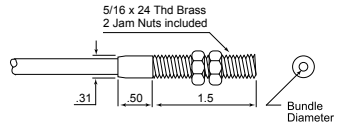	• Fiber diameter: 3.18 mm (0.519 inches) • Bifurcated fiber • 19 mm bend radius • Thread • Stainless steel flexible conduit • CAD files: DXF, PDF, IGS, STP	D12E	178 mm (7.0 inches)
		D12	150 mm (5.9 inches)
		QS18	100 mm (3.9 inches)
		R55F	110 mm (4.3 inches)
		SME312	25 mm (0.98 inches)

Obsolete Models

The following models are no longer available, but are covered by the technical specs listed.

BMM.443P (for Diffuse Mode)	Features	Sensors	Range
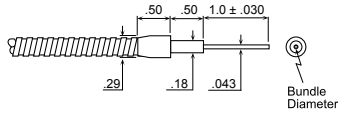	• Fiber diameter: 0.7 mm (0.027 inches) • Bifurcated fiber • PVC with galvanized monocoil reinforcing wire sheathing	D12E	55 mm (0.6 inches)

Plastic Fibers

Opposed Mode Fibers

PIT16U	Features	Sensors	Range
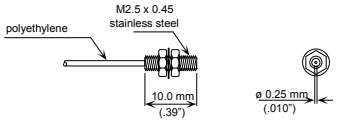	• Fiber diameter: 0.25 mm (0.01 inches) • Individual fiber pair • 8 mm bend radius • Thread • CAD files: DXF, PDF, IGS, STP	DF-G1	58 mm (2.28 inches)
		D10D	90 mm (3.54 inches)
		D10B	20 mm (0.79 inches)
		D10A	15 mm (0.59 inches)
		D12E	18 mm (0.71 inches)

PIT26U (datasheet p/n 214506)	Features	Sensors	Range
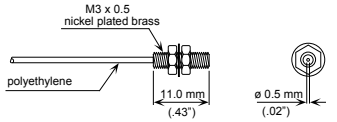	• Fiber diameter: 0.5 mm (0.02 inches) • Individual fiber pair • 12 mm bend radius • Thread • CAD files: DXF, PDF, IGS, STP	DF-G1	220 mm (8.66 inches)
		D10D	400 mm (15.75 inches)
		D10B	95 mm (3.74 inches)
		D10A	75 mm (2.95 inches)
		D12E	84 mm (3.31 inches)

PIT46U (datasheet p/n 214506)	Features	Sensors	Range
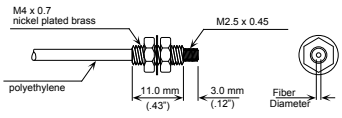	• Fiber diameter: 1.0 mm (0.039 inches) • Individual fiber pair • 25 mm bend radius • Thread • CAD files: DXF, PDF, IGS, STP	DF-G1	820 mm (32.28 inches)
		D10D	1200 mm (47.24 inches)
		D10B	320 mm (12.6 inches)
		D10A	300 mm (11.81 inches)
		D12E	315 mm (12.40 inches)

PIT66U (datasheet p/n 214506)	Features	Sensors	Range
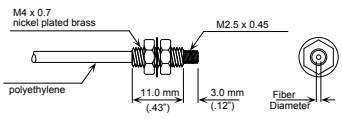	• Fiber diameter: 1.5 mm (0.059 inches) • Individual fiber pair • 38 mm bend radius • Thread • Long range • CAD files: DXF, PDF, IGS, STP	DF-G1	1320 mm (51.97 inches)
		D10D	2400 mm (94.49 inches)
		D10B	600 mm (23.62 inches)
		D10A	525 mm (20.67 inches)
		D12E	660 mm (25.98 inches)

© Banner Engineering Corp. All rights reserved.
www.bannerengineering.com

Diffuse Mode Fibers

PBT16U	Features	Sensors	Range
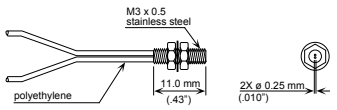	• Fiber diameter: 0.25 mm (0.01 inches) • Bifurcated fiber • 8 mm bend radius • Thread • CAD files: DXF, PDF, IGS, STP	DF-G1	12 mm (0.47 inches)
		D10D	30 mm (1.18 inches)
		D10B	7 mm (0.28 inches)
		D10A	5 mm (0.2 inches)
		D12E	3.8 mm (0.15 inches)

PBT26U (datasheet p/n 214506)	Features	Sensors	Range
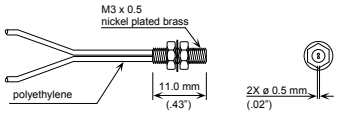	• Fiber diameter: 0.5 mm (0.02 inches) • Bifurcated fiber • 12 mm bend radius • Thread • CAD files: DXF, PDF, IGS, STP	DF-G1	80 mm (3.15 inches)
		D10D	150 mm (5.91 inches)
		D10B	38 mm (1.5 inches)
		D10A	25 mm (0.98 inches)
		D12E	25 mm (0.98 inches)

PBT46U (datasheet p/n 214506)	Features	Sensors	Range
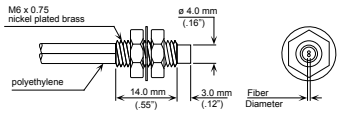	• Fiber diameter: 1.0 mm (0.039 inches) • Bifurcated fiber • 25 mm bend radius • Thread • CAD files: DXF, PDF, IGS, STP	DF-G1	220 mm (8.66 inches)
		D10D	300 mm (11.81 inches)
		D10B	100 mm (3.92 inches)
		D10A	85 mm (3.35 inches)
		D12E	95 mm (3.74 inches)

PBT66U (datasheet p/n 214506)	Features	Sensors	Range
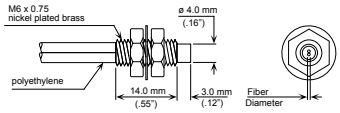	• Fiber diameter: 1.5 mm (0.059 inches) • Bifurcated fiber • 38 mm bend radius • Thread • Long range • CAD files: DXF, PDF, IGS, STP	DF-G1	310 mm (12.20 inches)
		D10D	475 mm (18.70 inches)
		D10B	200 mm (7.87 inches)
		D10A	170 mm (6.69 inches)
		D12E	190 mm (7.48 inches)

© Banner Engineering Corp. All rights reserved.
www.bannerengineering.com