BR-M12PTx Pass Through Male-Female Receptacles

Features

M12 A-coding Male-Female Panel Mount



- Allows easy In/Out access into panels and cabinets with dual M12 connections on each side
- IP67 rating secures environmental protection for various areas
- Male/female on each side, enabling direct in-line integration with existing cabling

Models

Model Name	Dimensions (5-pin shown; all other models are functionally identical; all measurements are listed in millimeters [inches], unless noted otherwise)	Pins	Male Pinout	Female Pinout
BR-M12PT4	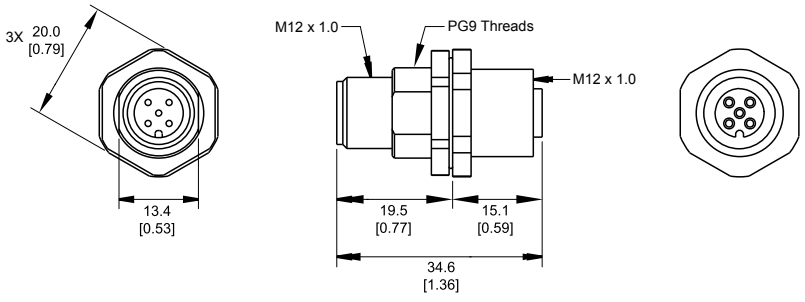	4		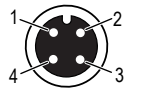
BR-M12PT5		5		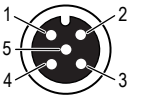
BR-M12PT8		8		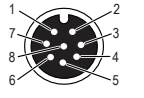
BR-M12PT12		12	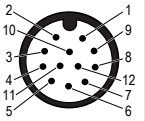	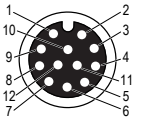

Specifications

Current Rating

4-pin and 5-pin M12 receptacles: 4 A
8-pin M12 receptacles: 2 A
12-pin M12 receptacles: 1.5 A

Voltage Rating

4-pin M12 receptacles: 250 V AC/DC
5-pin M12 receptacles: 60 V AC/DC
8-pin and 12-pin M12 receptacles: 30 V AC/DC

Construction

Coupling nut material: Nickel-plated brass
Connector contacts: Gold-plated brass
Connector insert: Glass-filled polyamide/thermoplastic polyurethane
O-ring seal: Epoxy resin/FKM rubber

Resistance

Insulation resistance: ≥ 100 MΩ
Contact resistance: ≤ 5 mΩ

Shielding

Available

Design Standard

IEC 61076-2-101

Operating Condition

–25 °C to +90 °C (–13 °F to +194 °F)

Environmental Rating

IP67, IP68 in locked condition

Mating Endurance

> 500 cycles

Recommended Panel Cut-Out

All measurements are listed in millimeters, unless noted otherwise. The measurements provided are subject to change.

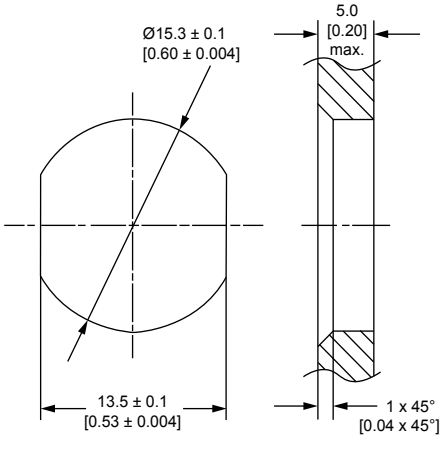

Original Instructions
10-Jul-26

© Banner Engineering Corp. All rights reserved.
www.bannerengineering.com

236137
p/n: 236137 Rev. C

ПРОМЭЛЕКТРОНИКА/ sales@prom-elec.com

Banner Engineering Corp Limited Warranty

Banner Engineering Corp. warrants its products to be free from defects in material and workmanship for one year following the date of shipment. Banner Engineering Corp. will repair or replace, free of charge, any product of its manufacture which, at the time it is returned to the factory, is found to have been defective during the warranty period. This warranty does not cover damage or liability for misuse, abuse, or the improper application or installation of the Banner product.

THIS LIMITED WARRANTY IS EXCLUSIVE AND IN LIEU OF ALL OTHER WARRANTIES WHETHER EXPRESS OR IMPLIED (INCLUDING, WITHOUT LIMITATION, ANY WARRANTY OF MERCHANTABILITY OR FITNESS FOR A PARTICULAR PURPOSE), AND WHETHER ARISING UNDER COURSE OF PERFORMANCE, COURSE OF DEALING OR TRADE USAGE.

This Warranty is exclusive and limited to repair or, at the discretion of Banner Engineering Corp., replacement. **IN NO EVENT SHALL BANNER ENGINEERING CORP. BE LIABLE TO BUYER OR ANY OTHER PERSON OR ENTITY FOR ANY EXTRA COSTS, EXPENSES, LOSSES, LOSS OF PROFITS, OR ANY INCIDENTAL, CONSEQUENTIAL OR SPECIAL DAMAGES RESULTING FROM ANY PRODUCT DEFECT OR FROM THE USE OR INABILITY TO USE THE PRODUCT, WHETHER ARISING IN CONTRACT OR WARRANTY, STATUTE, TORT, STRICT LIABILITY, NEGLIGENCE, OR OTHERWISE.**

Banner Engineering Corp. reserves the right to change, modify or improve the design of the product without assuming any obligations or liabilities relating to any product previously manufactured by Banner Engineering Corp. Any misuse, abuse, or improper application or installation of this product or use of the product for personal protection applications when the product is identified as not intended for such purposes will void the product warranty. Any modifications to this product without prior express approval by Banner Engineering Corp will void the product warranties. All specifications published in this document are subject to change; Banner reserves the right to modify product specifications or update documentation at any time. Specifications and product information in English supersede that which is provided in any other language. For the most recent version of any documentation, refer to: www.bannerengineering.com.

For patent information, see www.bannerengineering.com/patents.

© Banner Engineering Corp. All rights reserved. www.bannerengineering.com