BWA-Q45xx Brackets

BWA-Q45VAC-CMSS
- Includes a magnetic mounting bracket and four mounting screws
- For use on flat or curved surfaces
- SmCo magnet with a 40 lb pull strength
- 44.5 mm × 54 mm; 15.6 mm thick
- CAD Files: DXF, PDF, IGS, STP

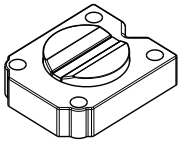

BWA-Q45VAC-FESS
- Includes a base plate, two screw retainers, four mounting screws, a set screw, and a mounting disc
- Mounts the device to a surface using two-part epoxy
- Alignment mark indicates the front of device
- 44.5 mm × 54 mm
- CAD Files: DXF, PDF, IGS, STP

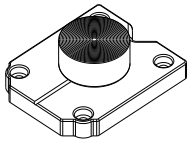

BWA-Q45VA-FMSSB
- Backside magnetic mount for the Q45 Sensors
- Includes one bracket, three screws, and a magnetic cup
- 60 mm × 40 mm
- For use on a flat surface
- CAD Files: DXF, PDF, IGS, STP



BWA-Q45VA-CMSS
- Includes a magnetic mounting bracket and four mounting screws
- 44.5 mm × 49.5 mm
- SmCo magnet with a 40 lb pull strength
- For use on flat or curved surfaces
- CAD Files: DXF, PDF, IGS, STP

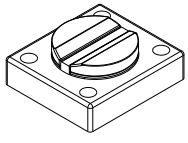

BWA-Q45VA-FESS
- Mounts the device to a surface using two-part epoxy
- Alignment mark indicates the front of the device
- Includes a base plate, two screw retainers, four mounting screws, a set screw, and a mounting disc
- 44.5 mm × 49.5 mm
- CAD Files: DXF, PDF, IGS, STP
- **For installation instructions, see Q45VA Bracket Assembly Quick Start Guide (p/n 208986)**

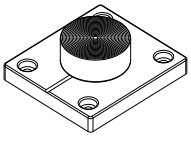

BWA-QM30 Brackets for the QM30 Sensors

BWA-QM30-CEAL
- Epoxy-mount for curved surfaces
- Aluminum
- Set of five brackets
- CAD Files: DXF, PDF, IGS, STP

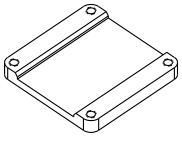

BWA-QM30-CMAL
- Magnet mount for curved surfaces
- 30 mm × 30 mm, 14.4 mm thick
- Includes four M2.5 × 16 mm socket head cap screws
- CAD Files: DXF, PDF, IGS, STP
- **Refer to the Bracket Assembly Quick Start Guide for installation instructions (p/n 213323)**

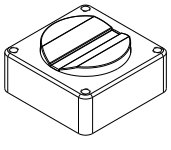

BWA-QM30-FMSS
- Includes magnetic mounting bracket and four mounting screws (two sets of mounting screws for both the aluminum and stainless steel models)
- 30 mm × 30 mm
- CAD Files: DXF, PDF, IGS, STP
- **Refer to the Bracket Assembly Quick Start Guide for installation instructions (p/n 213323)**

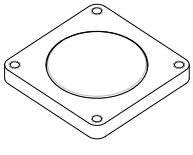

BWA-QM30-FSALR Flat Surface Rapid Release Bracket (Aluminum)
- Circular bracket with center screw for mounting the bracket to the motor
- Side set-screw for quick-release mounting of the sensor to the bracket
- Aluminum
- CAD Files: DXF, PDF, IGS, STP

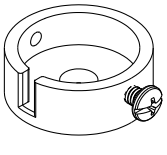

Continued on page 2

Original Instructions
18-Dec-25

© Banner Engineering Corp. All rights reserved.
www.bannerengineering.com

b_51962255
p/n: b_51962255 Rev. A

ПРОМЭЛЕКТРОНИКА/ sales@prom-elec.com

Continued from page 1

BWA-QM30-FSSSR Flat Surface Rapid Release Bracket (Stainless Steel)

- Circular bracket with center screw for mounting the bracket to the motor
- Side set-screw for quick-release mounting of the sensor to the bracket
- Stainless steel
- CAD Files: DXF, PDF, IGS, STP

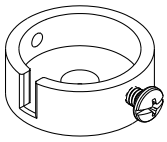

BWA-QM30-FTAL

- Use when measuring high-frequency vibrations or when mounting the sensor to curved surfaces
- Includes aluminum bracket, four mounting screws, one ¼-28 × 1/2 screw mount, and one piece of 3M™ thermally conductive adhesive transfer tape
- 30 mm × 30 mm
- CAD Files: DXF, PDF, IGS, STP
- **Refer to the Bracket Assembly Quick Start Guide for installation instructions (p/n 213323)**

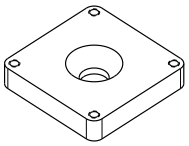

BWA-QM30-FTSS

- Use when measuring high-frequency vibrations or when mounting the sensor to curved surfaces
- Includes stainless steel bracket, four mounting screws, and one ¼-28 ×1/2 screw mount
- 30 mm × 30 mm
- CAD Files: DXF, PDF, IGS, STP
- **Refer to the Bracket Assembly Quick Start Guide for installation instructions (p/n 213323)**

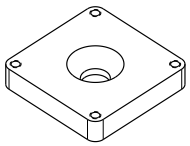

BWA-QM30CAB-MAG

- QM30 Magnet Cable Placement Bracket **BWA-BK-027**
- Snap clip polypropylene bracket with magnetic backing for securing QM30 cables
- Set of ten brackets in each container
- CAD Files: DXF, PDF, IGS, STP

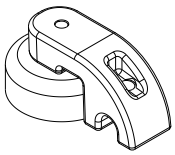

BWA-BK Brackets for Wireless Products

BWA-BK-004

- Mounts both the K50U Ultrasonic sensor and a Wireless Q45U Node or DX80 Node
- CAD Files: DXF, PDF, IGS, STP

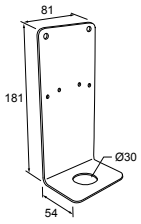

BWA-BK-005

- Use when measuring high-frequency vibrations or when mounting the sensor to curved surfaces
- Includes **SMB42FLAT** stainless steel bracket, 1/4"-28 screw mount, and one piece of 3M™ thermally conductive adhesive transfer tape
- CAD Files: DXF, PDF, IGS, STP

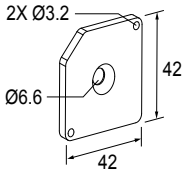

BWA-BK-006

- Mounts both the K50U Ultrasonic sensor and a Wireless Q45U Node
- CAD Files: DXF, PDF, IGS, STP

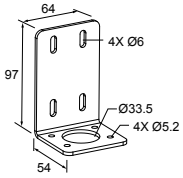

BWA-BK-020

- Includes two 80-lb pull rare-earth magnet mounts and two #10-32 × 1 inch screw mounts
- Used on multiple mounting brackets
- 31.75 mm (1.25 inch) diameter
- CAD Files: DXF, PDF, IGS, STP

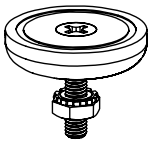

BWA-BK-001

- Includes magnetic mounting bracket **SMB42FLM12** and 2 mounting screws
- CAD Files: DXF, PDF, IGS, STP

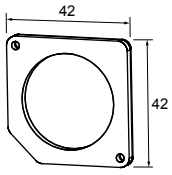

BWA-BK-008

- Magnetic coaxial mount for round objects
- Includes **SMB42FLAT** stainless steel bracket, 1/4"-28 screw mount, and 1 piece of 3M™ thermally conductive adhesive transfer tape
- 42 mm × 42 mm
- CAD Files: DXF, PDF, IGS, STP

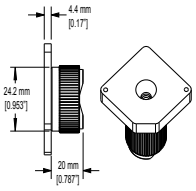

Continued on page 3

© Banner Engineering Corp. All rights reserved.
www.bannerengineering.com

Continued from page 2

BWA-M12CAB-MAG

- Magnetic bracket to manage Banner M12 cables
- 34 mm x 19 mm overall
- CAD Files: DXF, PDF, IGS, STP

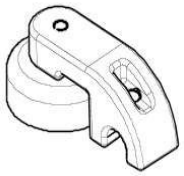

© Banner Engineering Corp. All rights reserved.
www.bannerengineering.com