TABLE OF LENGTHS		
P/N	MODEL NO.	"LI"(m[FT])
808528	MBCCL-503SS	1[3.28]
808529	MBCCL-506SS	2[6.56]
808530	MBCCL-512SS	4[13.12]
808531	MBCCL-520SS	6[19.69]

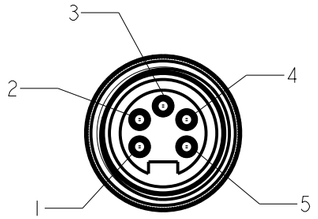

FEMALE POLES

1. PURPLE
2. WHITE
3. YELLOW/GREEN
4. BLACK
5. GRAY

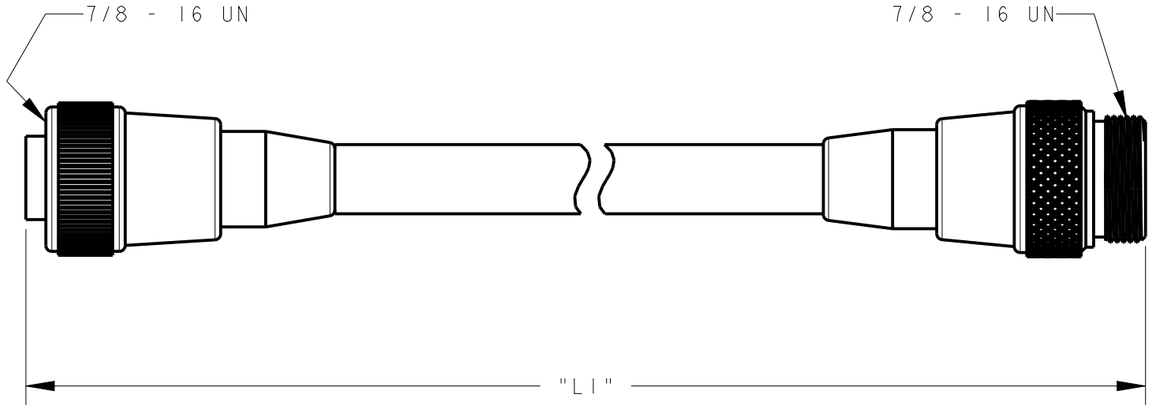

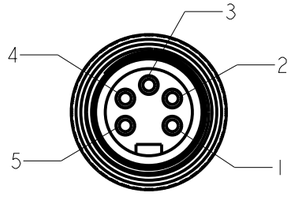

MALE POLES

1. PURPLE
2. WHITE
3. YELLOW/GREEN
4. BLACK
5. GRAY

NOTES:
1. ALL DIMENSIONS ARE MILLIMETERS [INCHES] UNLESS OTHERWISE NOTED.
2. REFER TO "www.bannerengineering.com" FOR ADDITIONAL DATA AND SPECIFICATIONS.

This drawing is the property of BANNER ENGINEERING CORP. Any use or reproduction, in any form, without prior written permission of Banner is prohibited.
© 2015 Banner Engineering Corp.

THIRD ANGLE PROJECTION

BANNER ENGINEERING CORP.
www.bannerengineering.com

TITLE

MBCCL-5XXSS

SIZE	DRAWING NO.	REV.
B	218957	A
SCALE 1:1	SHEET 1 OF 1	

CREO

ПРОМЭЛЕКТРОНИКА/ sales@prom-elec.com