End Cap and End Mount Brackets

EZA-MBK-1
- Two end-cap replacement brackets for one emitter/receiver
- 8-ga. cold-rolled steel with black corrosion-resistant zinc chromate finish
- M5 and M6 mounting hardware
- CAD Files: DXF, PDF, IGS, STP

Hole center spacing: A to B = 15.8, A to C = 31.5
Hole size: A , B , C = 15 x 7, D = ø 32

EZA-MBK-11
- Two end-cap replacement brackets for one emitter/receiver
- 8-ga. cold-rolled steel with black corrosion-resistant zinc chromate finish
- M5 and M6 mounting hardware
- CAD Files: DXF, PDF, IGS, STP

Hole center spacing: A to B = 20
Hole size: A , B = 15 × 7, C = ø 21.5

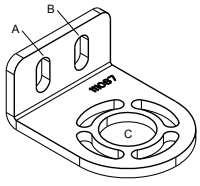

EZLSA-MBK-11
- End mount brackets
- Used with emitter and receiver
- CAD Files: DXF, PDF, IGS, STP

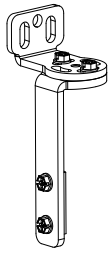

LPA-MBK-11
- End-cap bracket kit
- 360° sensor rotation
- 14-ga. (1.9 mm) steel, black zinc plated; die-cast metal clamp
- Includes 2 brackets and hardware
- CAD Files: DXF, PDF, IGS, STP

Hole center spacing: A = 10
Hole size: A = 5.5 × 15.

LPA-MBK-22
- End-cap bracket for mounting inside Unistrut® metal framing
- Fits Unistrut® P1000 size (1 5/8"), with M6 or 1/4" channel nuts
- 14-ga. (1.9 mm) steel, black zinc, plated; die-cast zinc clamp
- Used with LPA-MBK-11
- Includes 2 brackets and hardware (does not include Unistrut® channel nuts)
- CAD Files: DXF, PDF, IGS, STP

Hole size: A = ø 6.6

MAB-MBK-EB
- Includes 2 end cap brackets
- Includes 4 screws (M4 x 0.7 x 10 mm) for Mini Array Basic End-cap mounting
- 4 bolts mounting hardware (M4 x 0.7 x 14 mm) for customer
- 4 M4 nuts
- 8 Flat washers
- 8 Split washers

S4BA-MBK-11
- End mount bracket
- ±15° rotation
- Glass-filled polycarbonate adapter
- 8-Gauge cold-rolled steel, black zinc finish L-bracket
- Includes two brackets
- CAD Files: DXF, PDF, IGS, STP

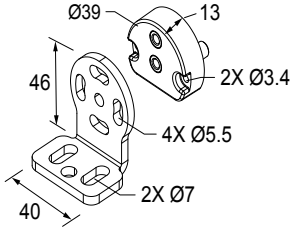

SMBLX
- Set of two end-cap brackets
- Zinc-plated cold-rolled steel
- CAD Files: DXF, PDF, IGS, STP

Hole size: A = 4.3

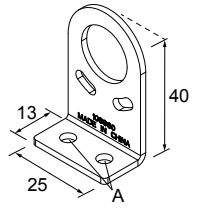

SMBSAB-IN
- Mounting bracket facing in
- 12-gauge steel
- CAD Files: DXF, PDF, IGS, STP

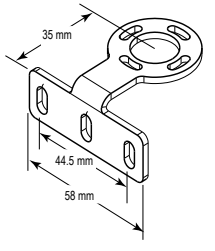

SMBSAB-OUT
- Mounting bracket facing out
- 12-gauge steel
- CAD Files: DXF, PDF, IGS, STP

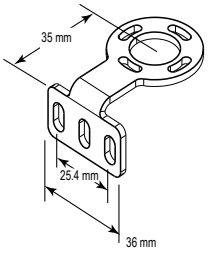

Continued on page 2

© Banner Engineering Corp. All rights reserved.
www.bannerengineering.com

b_51963675
p/n: b_51963675 Rev. B

ПРОМЭЛЕКТРОНИКА/ sales@prom-elec.com

Continued from page 1

SMBWLS28SM

- End bracket kit
- Cold Rolled Steel with a clear zinc finish
- Allows the light or switch to be mounted at a right angle to the mounting surface
- Kit contains two end brackets and four screws
- CAD Files: DXF, PDF, IGS, STP

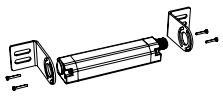

Banner Engineering Corp Limited Warranty

Banner Engineering Corp. warrants its products to be free from defects in material and workmanship for one year following the date of shipment. Banner Engineering Corp. will repair or replace, free of charge, any product of its manufacture which, at the time it is returned to the factory, is found to have been defective during the warranty period. This warranty does not cover damage or liability for misuse, abuse, or the improper application or installation of the Banner product.

THIS LIMITED WARRANTY IS EXCLUSIVE AND IN LIEU OF ALL OTHER WARRANTIES WHETHER EXPRESS OR IMPLIED (INCLUDING, WITHOUT LIMITATION, ANY WARRANTY OF MERCHANTABILITY OR FITNESS FOR A PARTICULAR PURPOSE), AND WHETHER ARISING UNDER COURSE OF PERFORMANCE, COURSE OF DEALING OR TRADE USAGE.

This Warranty is exclusive and limited to repair or, at the discretion of Banner Engineering Corp., replacement. **IN NO EVENT SHALL BANNER ENGINEERING CORP. BE LIABLE TO BUYER OR ANY OTHER PERSON OR ENTITY FOR ANY EXTRA COSTS, EXPENSES, LOSSES, LOSS OF PROFITS, OR ANY INCIDENTAL, CONSEQUENTIAL OR SPECIAL DAMAGES RESULTING FROM ANY PRODUCT DEFECT OR FROM THE USE OR INABILITY TO USE THE PRODUCT, WHETHER ARISING IN CONTRACT OR WARRANTY, STATUTE, TORT, STRICT LIABILITY, NEGLIGENCE, OR OTHERWISE.**

Banner Engineering Corp. reserves the right to change, modify or improve the design of the product without assuming any obligations or liabilities relating to any product previously manufactured by Banner Engineering Corp. Any misuse, abuse, or improper application or installation of this product or use of the product for personal protection applications when the product is identified as not intended for such purposes will void the product warranty. Any modifications to this product without prior express approval by Banner Engineering Corp will void the product warranties. All specifications published in this document are subject to change; Banner reserves the right to modify product specifications or update documentation at any time. Specifications and product information in English supersede that which is provided in any other language. For the most recent version of any documentation, refer to: www.bannerengineering.com.

For patent information, see www.bannerengineering.com/patents.

© Banner Engineering Corp. All rights reserved. www.bannerengineering.com