Elevated Mount System Example and Complete Assemblies

The following are complete elevated mount system kits:

Complete elevated mount kits for the TL50

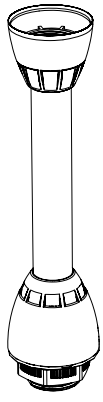

Kit Model	Description
SOK-TL50-150A	Includes: • SA-M30TE12 Adapter • SOP-E12-150A, SOP-E12-300A, or SOP-E12-600A Pipe • SA-E12M30 Base cover • CAD Files: ◦ **SOK-TL50-150x**: DXF, PDF, IGS, STP ◦ **SOK-TL50-300x**: DXF, PDF, IGS, STP ◦ **SOK-TL50-600x**: DXF, PDF, IGS, STP
SOK-TL50-300A	
SOK-TL50-600A	
SOK-TL50-150SS	Includes: • SA-M30TE12 Adapter • SOP-E12-150SS or SOP-E12-300SS Pipe • SA-E12M30 Base cover • CAD Files: ◦ **SOK-TL50-150x**: DXF, PDF, IGS, STP ◦ **SOK-TL50-300x**: DXF, PDF, IGS, STP
SOK-TL50-300SS	

Complete elevated mount kits for the TL70

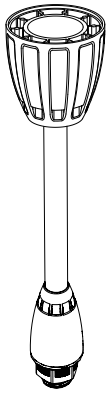

Kit Model	Description
SOK-TL70-150A	Includes: • SA-M30 Adapter • SOP-E12-150A Pipe • SA-E12M30 Base cover • CAD Files: DXF, PDF, IGS, STP

Complete elevated mount kits for the K50

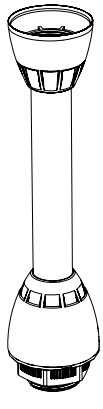

Kit Model	Description
SOK-K50L-150SS	Includes: • SA-M30TE12 Adapter • SOP-E12-150SS or SOP-E12-300SS Pipe • SA-E12M30 Base cover • CAD Files: DXF, PDF, IGS, STP
SOK-K50L-300SS	

Some example elevated mount systems include these options. These are not complete kits, but are a list of optional parts to build the elevated mount system shown.

© Banner Engineering Corp. All rights reserved.
www.bannerengineering.com

b_51957136
p/n: b_51957136 Rev. A

ПРОМЭЛЕКТРОНИКА/ sales@prom-elec.com

Elevated Mount System. for the K100 Series (1/2" Pipes)

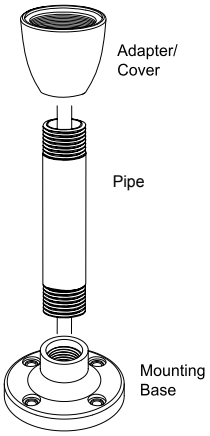

Adapter/Cover Model	Description
SA-M36E12	• Adapter from M36 thread to ½-14 NPSM thread • Streamlined black plastic mounting base adapter/cover • Drilled hole

Black Anodized Aluminum, ½ in. NPT Pipe Models	Clear Anodized Aluminum, ½ in. NPT Pipe Models	Description
SOP-E12-150A, 150 mm (6 in) long	**SOP-E12-150AC**, 150 mm (6 in) long	• Elevated-use stand-off pipe • Threaded at both ends • Compatible with most industrial environments
SOP-E12-300A, 300 mm (12 in) long	**SOP-E12-300AC**, 300 mm (12 in) long	
SOP-E12-600A, 600 mm (24 in) long	-	
SOP-E12-900A, 900 mm (36 in) long	**SOP-E12-900AC**, 900 mm (36 in) long	

Mounting Base Model	Description
SA-F12	• Elevated-use stand-off pipes (½ in, NPSM/DN15) • M5 mounting hardware and nitrile gasket included • Die-cast zinc base with black paint

Elevated Mount System for the K100 Series (3/4" Pipes)

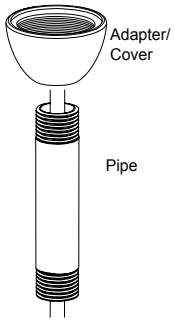

Adapter/Cover Model	Description
SA-M36SOP	• M36 thread adapter with clearance for ¾ pipe mount • Streamlined black plastic mounting base adapter/cover • Drilled hole

Black Anodized Aluminum, ¾ in. NPT Pipe Models	Description
SOP-E34-150A, 150 mm (6 in) long	• Elevated-use stand-off pipe • Threaded at both ends • Compatible with most industrial environments
SOP-E34-300A, 300 mm (12 in) long	
SOP-E34-600A, 600 mm (24 in) long	
SOP-E34-900A, 900 mm (36 in) long	

Adapters and Covers

Adapter/Cover Model	Description	
SA-M22E12	• Streamlined black polycarbonate stand-off pipe adapter/cover • Adapter from 22 mm light base to ½ in. NPSM/DN15 pipe	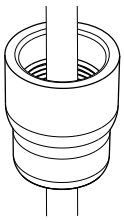

Adapter/Cover Model	Description	
SA-M30E12	• Streamlined black acetal stand-off pipe adapter/cover • Adapter from 30 mm light base to ½ in. NPSM/DN15 pipe • Typically used for the TL50 Tower Light and K50 series • Mounting hardware included • CAD files: DXF, PDF, IGS, STP	

Adapter/Cover Model	Description	
SA-M30E12P	• Streamlined black acetal stand-off pipe adapter/cover • Adapter from 30 mm light base to ½ in. NPSM/DN15 pipe • Typically used for the K50 Pro series • Mounting hardware included	

Adapter/Cover Model	Description	
SA-M30TE12 - Black acetal **SA-M30TE12C** - White UHMW	• Streamlined black acetal or white UHMW stand-off pipe adapter/cover • Adapter from 30 mm light base to ½ in. NPSM/DN15 pipe • Typically used for the CL50 Column Light, TL50 Tower Light, and K50 series • Mounting hardware included • CAD files: DXF, PDF, IGS, STP	

Adapter/Cover Model	Description	
SA-M30 - Black polycarbonate **SA-M30C** - Gray polycarbonate	• Streamlined black PC or Gray PC thread cover • Covers the outer M30 threads on the light's base • Typically used for the TL70 Tower Light and K90 series • Mounting hardware included • CAD files: DXF, PDF, IGS, STP	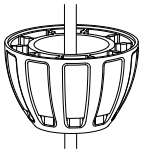

Adapter/Cover Model	Description	
SA-M36E12	• Streamlined black plastic mounting base adapter/cover • Adapter from M36 thread to ½-14 NPSM thread • Typically used for the K100 series • Drilled hole • CAD files: DXF, PDF, IGS, STP	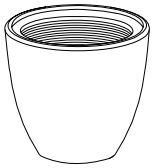

Continued on page 3

© Banner Engineering Corp. All rights reserved. www.bannerengineering.com

Continued from page 2

Adapter/Cover Model	Description	
SA-M36SOP	• Streamlined black plastic mounting base adapter/cover • Adapter with M36 x 2 threads and clearance for a ¾ inch pipe • Typically used for the K100 series • Can be used with any M30 base, including TL50, TL70, K50, etc • Drilled hole • CAD files: DXF, PDF, IGS, STP	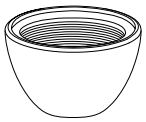

Pipes

Black Anodized Aluminum, ½ in. NPT Pipe Models	Clear Anodized Aluminum, ½ in. NPT Pipe Models	Description
SOP-E12-150A, 150 mm (6 in) long	**SOP-E12-150AC**, 150 mm (6 in) long	• Elevated-use stand-off pipe • Threaded at both ends • Compatible with most industrial environments • CAD Files: ◦ **SOP-E12-150A**: DXF, PDF, IGS, STP ◦ **SOP-E12-300A**: DXF, PDF, IGS, STP ◦ **SOP-E12-600A**: DXF, PDF, IGS, STP ◦ **SOP-E12-900A**: DXF, PDF, IGS, STP
SOP-E12-300A, 300 mm (12 in) long	**SOP-E12-300AC**, 300 mm (12 in) long	
SOP-E12-600A, 600 mm (24 in) long	-	
SOP-E12-900A, 900 mm (36 in) long	**SOP-E12-900AC**, 900 mm (36 in) long	

304 Stainless Steel, ½ in. NPT Pipe Models	Description
SOP-E12-150SS, 150 mm (6 in) long	• Elevated-use stand-off pipe • Threaded at both ends • Compatible with most industrial environments • CAD Files: ◦ **SOP-E12-150x**: DXF, PDF, IGS, STP ◦ **SOP-E12-300x**: DXF, PDF, IGS, STP ◦ **SOP-E12-600x**: DXF, PDF, IGS, STP ◦ **SOP-E12-900x**: DXF, PDF, IGS, STP
SOP-E12-300SS, 300 mm (12 in) long	
SOP-E12-600SS, 600 mm (24 in) long	
SOP-E12-900SS, 900 mm (36 in) long	

Black Anodized Aluminum, ¾ in. NPT Pipe Models	Description
SOP-E34-150A, 150 mm (6 in) long	• Elevated-use stand-off pipe • Threaded at both ends • Compatible with most industrial environments • CAD Files: ◦ **SOP-E34-150x**: DXF, PDF, IGS, STP ◦ **SOP-E34-300x**: DXF, PDF, IGS, STP ◦ **SOP-E34-600x**: DXF, PDF, IGS, STP ◦ **SOP-E34-900x**: DXF, PDF, IGS, STP
SOP-E34-300A, 300 mm (12 in) long	
SOP-E34-600A, 600 mm (24 in) long	
SOP-E34-900A, 900 mm (36 in) long	

Mounting Bases

Mounting Base Model	Description	
SA-F12	• Die-cast zinc base with black paint • Elevated-use stand-off pipes (½ in, NPSM/DN15) • M5 mounting hardware and nitrile gasket included • CAD files: DXF, PDF, IGS, STP	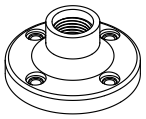

Mounting Base Model	Description	
SA-F12-3	• Black polycarbonate • Elevated-use stand-off pipes (½ in, NPSM/DN15) • M4 mounting hardware and nitrile blend gasket included • CAD files: DXF, PDF, IGS, STP	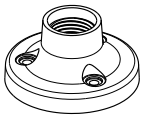

Mounting Base Model	Description	
SA-FFB12 - Black polycarbonate	• For use with ½ in. stand-off pipes • 110° rotation • Stainless steel hardware • CAD files: DXF, PDF, IGS, STP	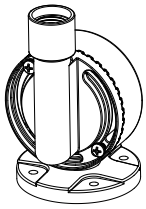
SA-FFB12C - Gray polycarbonate		

Mounting Base Model	Description	
SA-E12M30 - Black acetal	• Streamlined black acetal or white UHMW mounting base adapter/cover • Adapter from ½ in. NPSM/DN15 pipe to 30 mm (1-3/16 in) drilled hole • Mounting hardware included • CAD files: DXF, PDF, IGS, STP	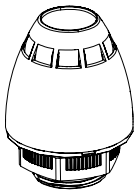
SA-E12M30C - White UHMW		

Continued on page 4

© Banner Engineering Corp. All rights reserved. www.bannerengineering.com

Continued from page 3

Mounting Base Model	Description	
SOKTL150R4	• Black polycarbonate • Foldable stand model with upright and 90° folding states • Elevated-use stand-off pipes (½ in, NPSM/DN15) • Mounting hardware included • CAD files: DXF, PDF, IGS, STP	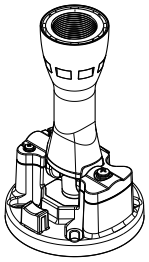

Banner Engineering Corp Limited Warranty

Banner Engineering Corp. warrants its products to be free from defects in material and workmanship for one year following the date of shipment. Banner Engineering Corp. will repair or replace, free of charge, any product of its manufacture which, at the time it is returned to the factory, is found to have been defective during the warranty period. This warranty does not cover damage or liability for misuse, abuse, or the improper application or installation of the Banner product.

THIS LIMITED WARRANTY IS EXCLUSIVE AND IN LIEU OF ALL OTHER WARRANTIES WHETHER EXPRESS OR IMPLIED (INCLUDING, WITHOUT LIMITATION, ANY WARRANTY OF MERCHANTABILITY OR FITNESS FOR A PARTICULAR PURPOSE), AND WHETHER ARISING UNDER COURSE OF PERFORMANCE, COURSE OF DEALING OR TRADE USAGE.

This Warranty is exclusive and limited to repair or, at the discretion of Banner Engineering Corp., replacement. **IN NO EVENT SHALL BANNER ENGINEERING CORP. BE LIABLE TO BUYER OR ANY OTHER PERSON OR ENTITY FOR ANY EXTRA COSTS, EXPENSES, LOSSES, LOSS OF PROFITS, OR ANY INCIDENTAL, CONSEQUENTIAL OR SPECIAL DAMAGES RESULTING FROM ANY PRODUCT DEFECT OR FROM THE USE OR INABILITY TO USE THE PRODUCT, WHETHER ARISING IN CONTRACT OR WARRANTY, STATUTE, TORT, STRICT LIABILITY, NEGLIGENCE, OR OTHERWISE.**

Banner Engineering Corp. reserves the right to change, modify or improve the design of the product without assuming any obligations or liabilities relating to any product previously manufactured by Banner Engineering Corp. Any misuse, abuse, or improper application or installation of this product or use of the product for personal protection applications when the product is identified as not intended for such purposes will void the product warranty. Any modifications to this product without prior express approval by Banner Engineering Corp will void the product warranties. All specifications published in this document are subject to change; Banner reserves the right to modify product specifications or update documentation at any time. Specifications and product information in English supersede that which is provided in any other language. For the most recent version of any documentation, refer to: www.bannerengineering.com.

For patent information, see www.bannerengineering.com/patents.

© Banner Engineering Corp. All rights reserved. www.bannerengineering.com