3-pin, 4-pin, and 5-pin Front Mount Mini Receptacles

Features



- Mini, A-Size (7/8 in.)
- 3-pin, 4-pin, 5-pin
- Nickel-plated brass housing, unshielded
- Straight Mini connector, locknut included
- Single-ended, 18 AWG leads

Models

Model key

	Receptacle		Mounting		Wire Gauge		Length
BR-	MAF3	-	F50S	-	18	-	1

- MAF3 = 3-pin Mini Female
  MAM3 = 3-pin Mini Male
  MAF4 = 4-pin Mini Female
  MAM4 = 4-pin Mini Male
  MAF5 = 5-pin Mini Female
  MAM5 = 5-pin Mini Male
- F50S = Front Mount, 1/2-14 NPSM
- 18 = 18 AWG
- Length (m)

Female

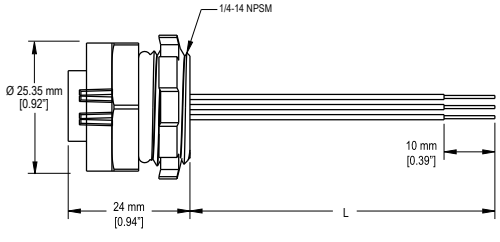

Male

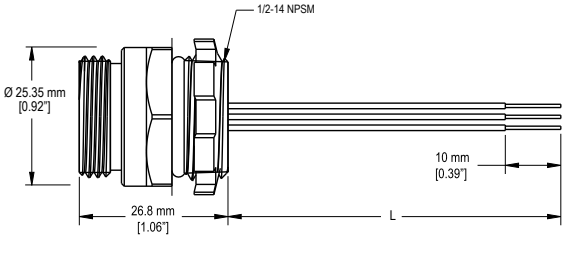

3-pin Mini female pinout



1 = Green-Yellow
2 = Brown
3 = Blue

3-pin Mini male pinout

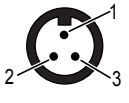

4-pin Mini female pinout

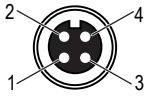

1 = Brown
2 = White
3 = Blue
4 = Black

4-pin Mini male pinout

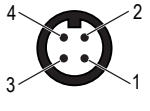

5-pin Mini female pinout

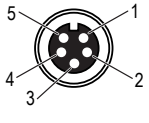

1 = Black
2 = Blue
3 = Green-Yellow
4 = Brown
5 = White

5-pin Mini male pinout

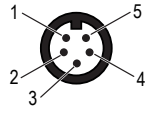

Original Instructions
21-Apr-26

© Banner Engineering Corp. All rights reserved.
www.bannerengineering.com

250149
p/n: 250149 Rev. B

ПРОМЭЛЕКТРОНИКА/ sales@prom-elec.com

Specifications

Current Rating

8 A

Voltage Rating

300 V

Connections

Integral 3-pin, 4-pin, or 5-pin Mini (7/8 in. 16UNF) female or male quick-disconnect connector, depending on model

Conductors

3-pin receptacles: 3 × 18
4-pin receptacles: 4 × 18
5-pin receptacles: 5 × 18

Construction

Conductor material: PVC
Contact carrier: TPU
Contacts: Gold-plated brass
Housing: Nickel-plated brass
Threading: 1/2-14 NPSM
O-Ring (female only): Nitrile rubber

Operating Conditions

Operating temperature: –40 °C to +70 °C (–40 °F to +158 °F)

Recommended Panel Cut-Out

All measurements are listed in millimeters, unless noted otherwise. The measurements provided are subject to change.

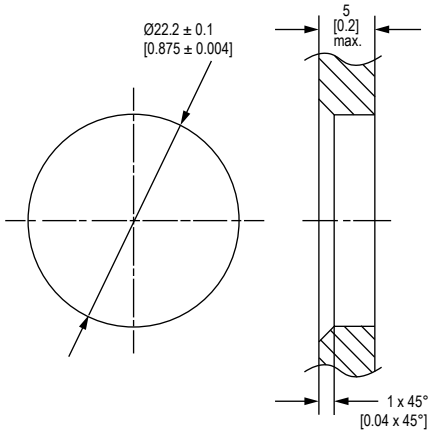

Banner Engineering Corp Limited Warranty

Banner Engineering Corp. warrants its products to be free from defects in material and workmanship for one year following the date of shipment. Banner Engineering Corp. will repair or replace, free of charge, any product of its manufacture which, at the time it is returned to the factory, is found to have been defective during the warranty period. This warranty does not cover damage or liability for misuse, abuse, or the improper application or installation of the Banner product.

THIS LIMITED WARRANTY IS EXCLUSIVE AND IN LIEU OF ALL OTHER WARRANTIES WHETHER EXPRESS OR IMPLIED (INCLUDING, WITHOUT LIMITATION, ANY WARRANTY OF MERCHANTABILITY OR FITNESS FOR A PARTICULAR PURPOSE), AND WHETHER ARISING UNDER COURSE OF PERFORMANCE, COURSE OF DEALING OR TRADE USAGE.

This Warranty is exclusive and limited to repair or, at the discretion of Banner Engineering Corp., replacement. **IN NO EVENT SHALL BANNER ENGINEERING CORP. BE LIABLE TO BUYER OR ANY OTHER PERSON OR ENTITY FOR ANY EXTRA COSTS, EXPENSES, LOSSES, LOSS OF PROFITS, OR ANY INCIDENTAL, CONSEQUENTIAL OR SPECIAL DAMAGES RESULTING FROM ANY PRODUCT DEFECT OR FROM THE USE OR INABILITY TO USE THE PRODUCT, WHETHER ARISING IN CONTRACT OR WARRANTY, STATUTE, TORT, STRICT LIABILITY, NEGLIGENCE, OR OTHERWISE.**

Banner Engineering Corp. reserves the right to change, modify or improve the design of the product without assuming any obligations or liabilities relating to any product previously manufactured by Banner Engineering Corp. Any misuse, abuse, or improper application or installation of this product or use of the product for personal protection applications when the product is identified as not intended for such purposes will void the product warranty. Any modifications to this product without prior express approval by Banner Engineering Corp will void the product warranties. All specifications published in this document are subject to change; Banner reserves the right to modify product specifications or update documentation at any time. Specifications and product information in English supersede that which is provided in any other language. For the most recent version of any documentation, refer to: www.bannerengineering.com.

For patent information, see www.bannerengineering.com/patents.

© Banner Engineering Corp. All rights reserved.
www.bannerengineering.com