View Solutions Kit Data on a Mobile Device

Overview

The Banner Wireless Solutions Kits can view data through a VNC server (virtual network computing) in the HMI. This allows easy connection for viewing and control of the Solutions Kit from any computing or mobile device connected to the same LAN or Wi-Fi network as the HMI.



Set Up the Network and VNC on the HMI

By default, the HMI and DXM are set up as static IP addresses on a simple local network with IP addresses 192.168.10.10 (HMI) and 192.168.10.1 (DXM). To change the static IP address or change them to DHCP (to automatically assign IP addresses from another network), follow the network setup information in the Quick Start Guide for the solutions kit.

1. On the HMI screen click **HMI Options › HMI System Setup** to the panel set up screen.
2. Click **FTP/VNC/Email** or **FTP, VNC, Email, NTP**.



3. Select the **VNC** tab.

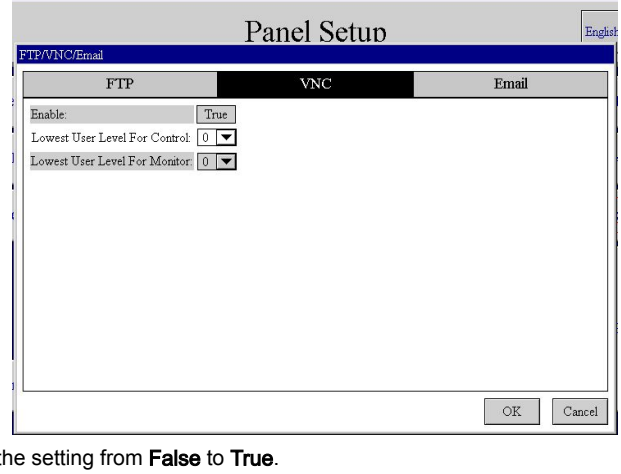

4. Select the **Enable** field to toggle the setting from **False** to **True**.
5. Select **User Level** for control and for monitoring and click **OK**.
   The values are 0-8, which dictates a different password for the VNC login. Level 0 represents a blank password.
6. Click **General** and write down the IP address of the HMI to use with the VNC viewer program.
7. Return to the main screen of the HMI by clicking **RUN**.

Original Instructions
September 08, 2023

© Banner Engineering Corp.

p/n: b_4492805 Rev. B

ПРОМЭЛЕКТРОНИКА/ sales@prom-elec.com

Set up the VNC Program on a PC or Mobile Device

Download and install any VNC viewer program, such as RealVNC, on a laptop or desktop computer. There are also apps available for iOS and Android devices from RealVNC. The PC or mobile device must be on the same network as the HMI for VNC to work.

1. Open the VNC viewer program on either your mobile device or PC.
2. Type in the IP address of the HMI that was retrieved in the Network Setup section.

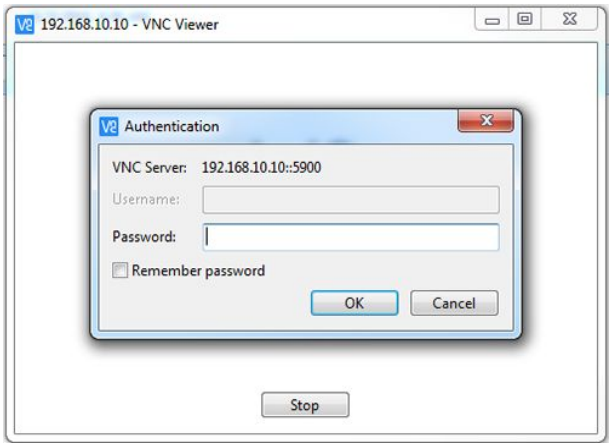

3. Enter the appropriate password for the selected user level and click **OK**.
4. Depending on the user level used to log in, either viewing or viewing and control functions will be available on your device.



© Banner Engineering Corp. All rights reserved.