TABLE 1			
F/N	DESCRIPTION	DIMENSIONS/LENGTH	QTY
A	COIL COUPLING MODULE	60mm X 52.5mm X 26mm	1
B	LEAD CABLE	Ø5 / 2000mm	1
C	COIL CABLE	Ø8 / 665mm	1

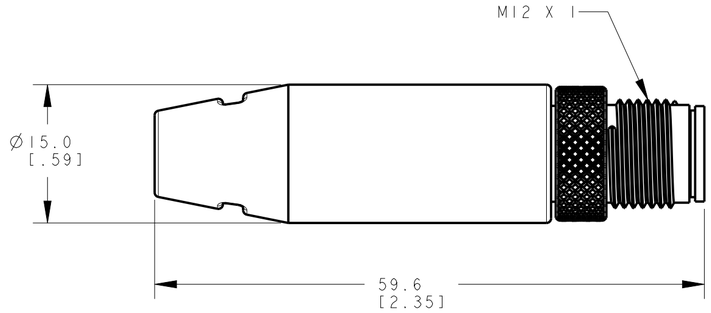



SCALE 2:1

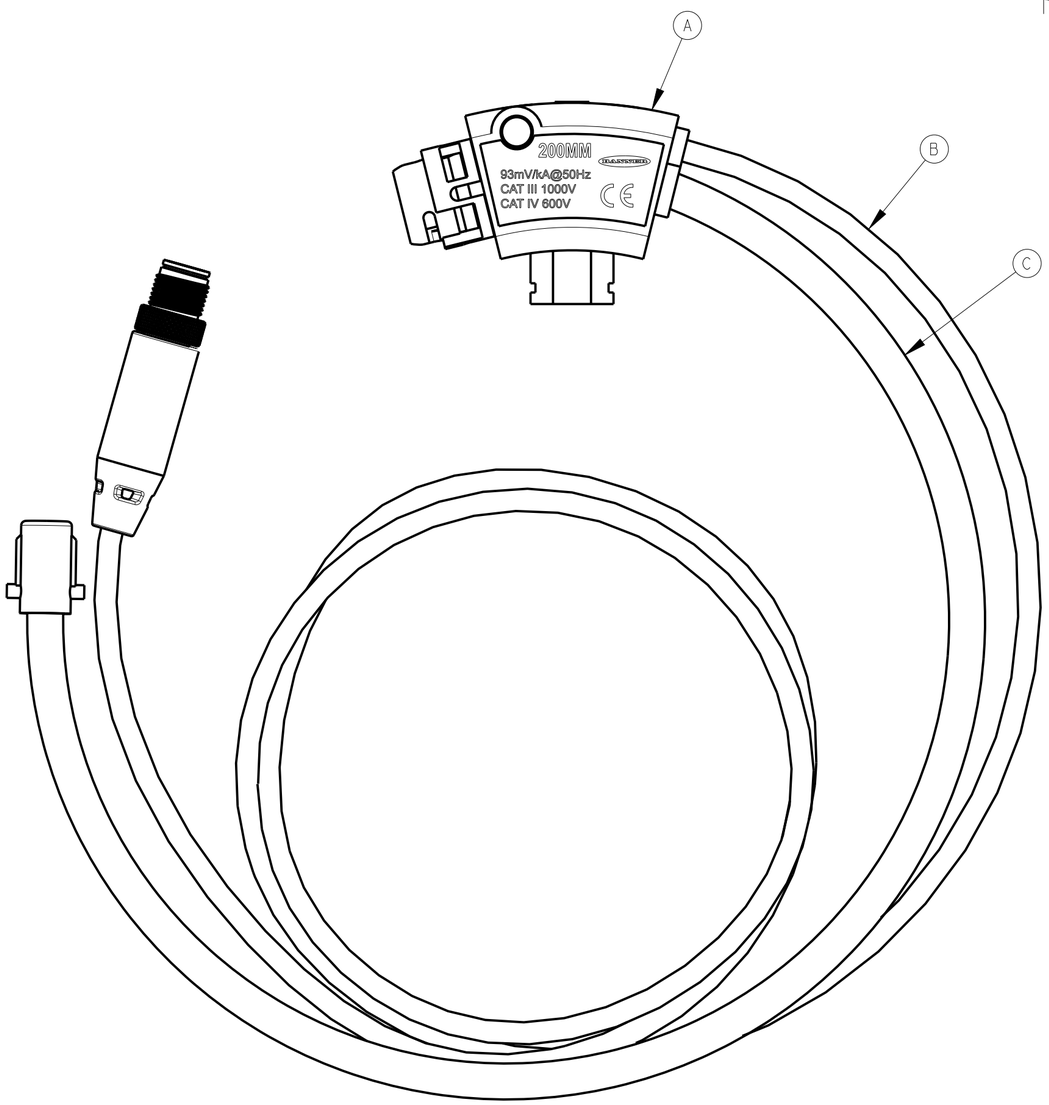

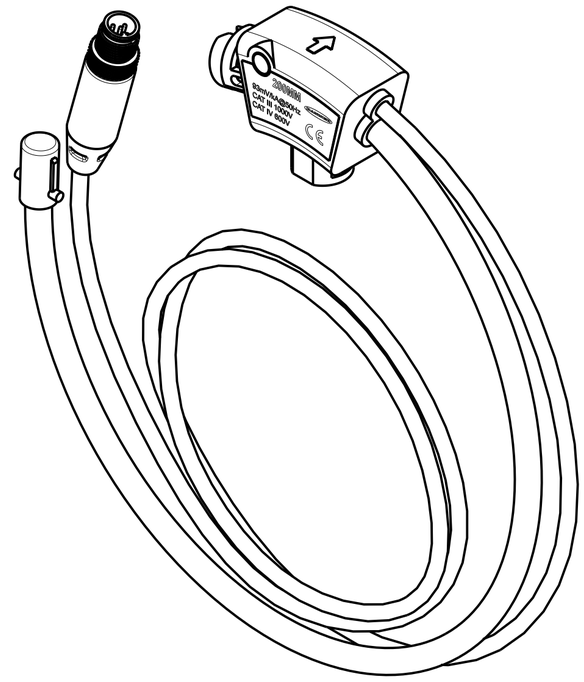

SCALE 3:4

NOTES:
1. ALL DIMENSIONS ARE MILLIMETERS [INCHES] UNLESS OTHERWISE NOTED.
2. REFER TO "www.bannerengineering.com" FOR ADDITIONAL DATA AND SPECIFICATIONS.

This drawing is the property of BANNER ENGINEERING CORP. Any use or reproduction, in any form, without prior written permission of Banner is prohibited.
© 2015 Banner Engineering Corp.

THIRD ANGLE PROJECTION

BANNER ENGINEERING CORP.
www.bannerengineering.com

TITLE
S15S 200MM ROGOWSKI COIL

SIZE	DRAWING NO.	REV.
C	237475	A
SCALE 1:1	SHEET 1 OF 1	

CREO

ПРОМЭЛЕКТРОНИКА/ sales@prom-elec.com