CSB-M12xx Splitter Tees

5-Pin M12 Female to M12 Male Splitter Tee			
Model		**Pinout (Male)**	**Pinout (Female)**
CSB-M1250M1250-T • Trunk: One 5-pin M12 male quick-disconnect connector • Branches: Two 5-pin M12 female quick-disconnect connectors • Parallel wiring		 1 = Brown 2 = White 3 = Blue 4 = Black 5 = Gray	 1 = Brown 2 = White 3 = Blue 4 = Black 5 = Gray

CSB-M1250M1250-T Specifications	
Current rating	4 A
Supply voltage	250 V AC/DC
Environmental rating	IP67
Shielding	None
Operating temperature	–40 °C to +105 °C (–40 °F to +221 °F)
Coupling nut material	Nickel-plated brass
Overmold material	Black PUR

5-Pin M12 Female to M12 Male and M12 Female Splitter			
Model		**Pinout (Male)**	**Pinout (Female)**
CSB-M1250M1250 • Trunk: One 5-pin M12 female quick-disconnect connector • Branch: One 5-pin M12 male quick-disconnect connector • Branch: One 5-pin M12 female quick-disconnect connector • Parallel wiring		 1 = Brown 2 = White 3 = Blue 4 = Black 5 = Gray	 1 = Brown 2 = White 3 = Blue 4 = Black 5 = Gray

CSB-M1250M1250 Specifications	
Current rating	2 A
Supply voltage	75 V AC/DC
Environmental rating	IP67
Shielding	None
Operating temperature	–40 °C to +105 °C (–40 °F to +221 °F)
Coupling nut material	Nickel-plated brass
Overmold material	Black PUR

Original Instructions
06-Oct-26

© Banner Engineering Corp. All rights reserved.
www.bannerengineering.com

b_51983784
p/n: b_51983784 Rev. A

ПРОМЭЛЕКТРОНИКА/ sales@prom-elec.com

CSB-M12xx Splitter Cordsets

5-Pin Double-Ended M12 Female to M12 Male Splitter Flat Junction Cordsets				
Model	**Trunk (Male)**	**Branches (Female)**	**Pinout (Male)**	**Pinout (Female)**
CSB-M1251M1251	0.3 m (0.98 ft)	2 x 0.3 m (0.98 ft)		
CSB-M1258M1251	2.44 m (8 ft)			
CSB-M12515M1251	4.57 m (15 ft)			
CSB-M12525M1251	7.62 m (25 ft)			
CSB-UNT525M1251	7.62 m (25 ft) Unterminated			
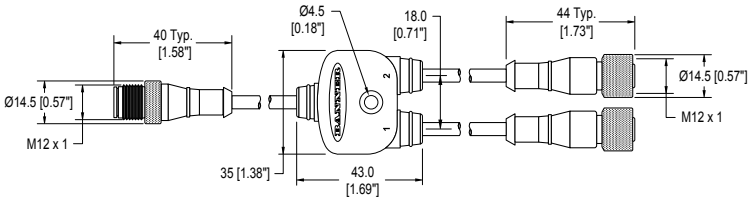			1 = Brown 2 = White 3 = Blue	4 = Black 5 = Green/Yellow

CSB-M125xM1251 Specifications	
Current rating	4 A
Supply voltage	250 V AC/DC
Environmental rating	IP67
Shielding	None
Operating temperature	–40 °C to +105 °C (–40 °F to +221 °F)
Coupling nut material	Nickel-plated brass
Overmold material	Black PUR

5-Pin M12 Female to M12 Male Flat Junction Splitter Cordsets				
Model	**Trunk (Male)**	**Branches (Female)**	**Pinout (Male)**	**Pinout (Female)**
CSB-M1251M1251B	0.3 m (0.98 ft)	0.3 m (0.98 ft)		
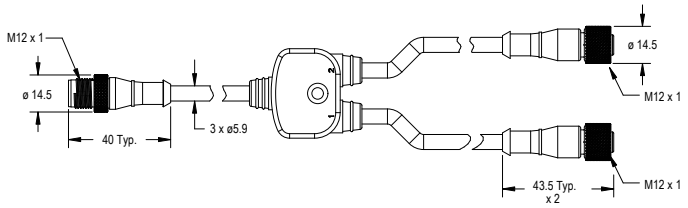			1 = Brown 2 = White 3 = Blue	4 = Black 5 = Gray

CSB-M1251M1251B Specifications	
Current rating	4 A
Supply voltage	250 V AC/DC
Environmental rating	IP67
Shielding	None
Operating temperature	–40 °C to +105 °C (–40 °F to +221 °F)
Coupling nut material	Nickel-plated brass
Overmold material	Black PUR

© Banner Engineering Corp. All rights reserved.
www.bannerengineering.com

8-Pin M12 Female Branch to Male Trunk Flat Junction Splitter Cordsets			
Model	**Trunk (Male)**	**Branches (Female)**	**Pinout**
CSB-M1280M1280	No trunk	No branches	Male  Female 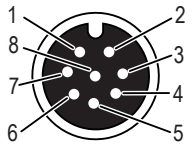 1 = Brown 2 = Or/Bk 3 = Orange 4 = White 5 = Black 6 = Blue 7 = Gn/Ye 8 = Violet
CSB-M1281M1281	0.3 m (1 ft)	2 x 0.3 m (1 ft)	
CSB-M1288M1281	2.44 m (8 ft)		
CSB-M12815M1281	4.57 m (15 ft)		
CSB-M12825M1281	7.62 m (25 ft)		
CSB-UNT825M1281	7.62 m (25 ft) Unterminated		
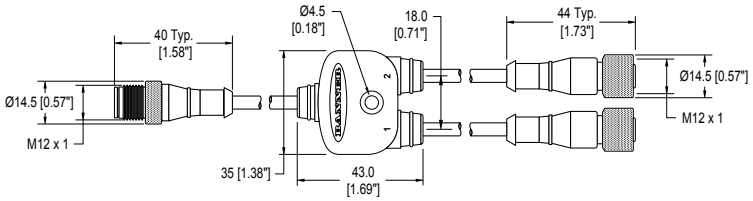			

CSB-M128xM1281 Specifications	
Current rating	1 A
Supply voltage	75 V AC/DC
Environmental rating	IP67
Shielding	None
Operating temperature	–40 °C to +105 °C (–40 °F to +221 °F)
Coupling nut material	Nickel-plated brass
Overmold material	Black PUR

Banner Engineering Corp Limited Warranty

Banner Engineering Corp. warrants its products to be free from defects in material and workmanship for one year following the date of shipment. Banner Engineering Corp. will repair or replace, free of charge, any product of its manufacture which, at the time it is returned to the factory, is found to have been defective during the warranty period. This warranty does not cover damage or liability for misuse, abuse, or the improper application or installation of the Banner product.

THIS LIMITED WARRANTY IS EXCLUSIVE AND IN LIEU OF ALL OTHER WARRANTIES WHETHER EXPRESS OR IMPLIED (INCLUDING, WITHOUT LIMITATION, ANY WARRANTY OF MERCHANTABILITY OR FITNESS FOR A PARTICULAR PURPOSE), AND WHETHER ARISING UNDER COURSE OF PERFORMANCE, COURSE OF DEALING OR TRADE USAGE.

This Warranty is exclusive and limited to repair or, at the discretion of Banner Engineering Corp., replacement. **IN NO EVENT SHALL BANNER ENGINEERING CORP. BE LIABLE TO BUYER OR ANY OTHER PERSON OR ENTITY FOR ANY EXTRA COSTS, EXPENSES, LOSSES, LOSS OF PROFITS, OR ANY INCIDENTAL, CONSEQUENTIAL OR SPECIAL DAMAGES RESULTING FROM ANY PRODUCT DEFECT OR FROM THE USE OR INABILITY TO USE THE PRODUCT, WHETHER ARISING IN CONTRACT OR WARRANTY, STATUTE, TORT, STRICT LIABILITY, NEGLIGENCE, OR OTHERWISE.**

Banner Engineering Corp. reserves the right to change, modify or improve the design of the product without assuming any obligations or liabilities relating to any product previously manufactured by Banner Engineering Corp. Any misuse, abuse, or improper application or installation of this product or use of the product for personal protection applications when the product is identified as not intended for such purposes will void the product warranty. Any modifications to this product without prior express approval by Banner Engineering Corp will void the product warranties. All specifications published in this document are subject to change; Banner reserves the right to modify product specifications or update documentation at any time. Specifications and product information in English supersede that which is provided in any other language. For the most recent version of any documentation, refer to: www.bannerengineering.com.

For patent information, see www.bannerengineering.com/patents.

© Banner Engineering Corp. All rights reserved.
www.bannerengineering.com