BC-M12F4x-22-x Cordsets

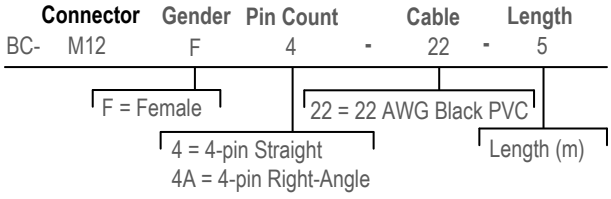

- M12 female to flying leads, four conductors, multiple length options
- Black PVC jacket, unshielded, A-code connector
- Straight and right-angle connector options
- ITC/PLTC cable

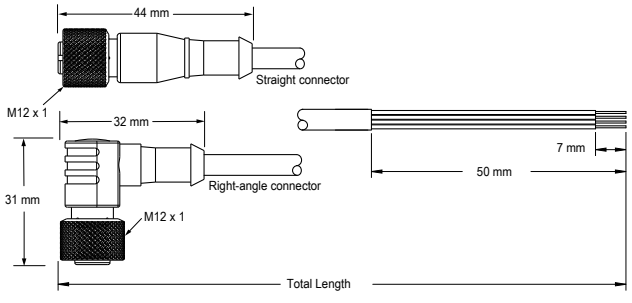

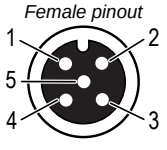

1 = Brown
2 = White
3 = Blue
4 = Black
5 = Unused

Connectors	
Type	4-pin M12 female quick disconnect
Coding	A
Contact holder	Black nylon
Connector body	Black TPU
Coupling nut	Nickel-plated brass

Mechanical and Electrical Properties	
Current rating	4 A
Voltage rating	30 V
Operating temperature	–40 °C to +105 °C (–40 °F to +221 °F)
Storage temperature	–40 °C to +105 °C (–40 °F to +221 °F)
Relative humidity	90% at +50 °C maximum relative humidity (non-condensing)
Environmental ratings	IP66, IP67, IP68
Vibration	Meets IEC 60068-2-6 requirements (Vibration: 10 Hz to 500 Hz; 0.35 mm amplitude, 6-hour sweep cycle, 10 sweep cycles)
Mechanical shock	Meets IEC 60068-2-27 requirements (Shock: 50G, half-sine wave, 11 ms duration)

Original Instructions
29-Oct-26

© Banner Engineering Corp. All rights reserved.
www.bannerengineering.com

235937
p/n: 235937 Rev. H

ПРОМЭЛЕКТРОНИКА/ sales@prom-elec.com

Cable (p/n 820356)

Conductors	4
Gauge	22 AWG
Outer diameter	5.33 mm
Insulation	PVC
Jacket material	Black PVC
Weight	0.0921 lbs/meter
Bend radius	Static bend radius: ≥ 4× the outside diameter
	Dynamic bend radius: ≥ 15× the outside diameter
Bulk cable p/n	820356

Approvals	UL 2250 ITC (Instrumentation Tray Cable): 105 °C, 150V, 5A or less
	UL 13 PLTC (Power-Limited Tray Cable): 105 °C, 300V
	UL 758: AWM 2517 300V
	Sunlight resistant
	-40 °C Cold Bend
	Oil Res I and II
	CSA: CMX-OUTDOOR-CMG 300V
	CSA AWM: I/II A/B 300V
	Flame Rating: UL 1685: CSA FT4
	MSHA

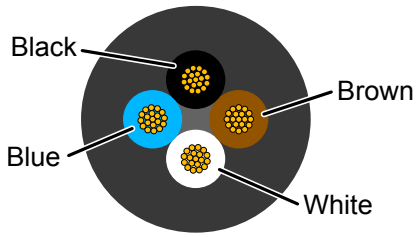

Banner Engineering Corp Limited Warranty

Banner Engineering Corp. warrants its products to be free from defects in material and workmanship for one year following the date of shipment. Banner Engineering Corp. will repair or replace, free of charge, any product of its manufacture which, at the time it is returned to the factory, is found to have been defective during the warranty period. This warranty does not cover damage or liability for misuse, abuse, or the improper application or installation of the Banner product.

THIS LIMITED WARRANTY IS EXCLUSIVE AND IN LIEU OF ALL OTHER WARRANTIES WHETHER EXPRESS OR IMPLIED (INCLUDING, WITHOUT LIMITATION, ANY WARRANTY OF MERCHANTABILITY OR FITNESS FOR A PARTICULAR PURPOSE), AND WHETHER ARISING UNDER COURSE OF PERFORMANCE, COURSE OF DEALING OR TRADE USAGE.

This Warranty is exclusive and limited to repair or, at the discretion of Banner Engineering Corp., replacement. **IN NO EVENT SHALL BANNER ENGINEERING CORP. BE LIABLE TO BUYER OR ANY OTHER PERSON OR ENTITY FOR ANY EXTRA COSTS, EXPENSES, LOSSES, LOSS OF PROFITS, OR ANY INCIDENTAL, CONSEQUENTIAL OR SPECIAL DAMAGES RESULTING FROM ANY PRODUCT DEFECT OR FROM THE USE OR INABILITY TO USE THE PRODUCT, WHETHER ARISING IN CONTRACT OR WARRANTY, STATUTE, TORT, STRICT LIABILITY, NEGLIGENCE, OR OTHERWISE.**

Banner Engineering Corp. reserves the right to change, modify or improve the design of the product without assuming any obligations or liabilities relating to any product previously manufactured by Banner Engineering Corp. Any misuse, abuse, or improper application or installation of this product or use of the product for personal protection applications when the product is identified as not intended for such purposes will void the product warranty. Any modifications to this product without prior express approval by Banner Engineering Corp will void the product warranties. All specifications published in this document are subject to change; Banner reserves the right to modify product specifications or update documentation at any time. Specifications and product information in English supersede that which is provided in any other language. For the most recent version of any documentation, refer to: www.bannerengineering.com.

For patent information, see www.bannerengineering.com/patents.

© Banner Engineering Corp. All rights reserved.
www.bannerengineering.com