LED..A80X80M Series Area Lights

Features

Area Lights for use with PresencePLUS® P4 Sensors

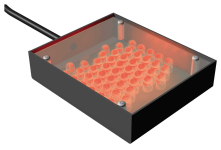

- Continuous or strobed operation is selectable using sensor software
- Solid-state LED light source
- Direct connection to PresencePLUS® P4 sensor (if sensor is powered by 24 V DC)
- Two available bracket options

IMPORTANT: Read the following instructions before operating the light. Please download the complete LED..A80X80M Area Light technical documentation, available in multiple languages, from www.bannerengineering.com for details on the proper use, applications, Warnings, and installation instructions of this device.

IMPORTANT: Lea el siguiente instructivo antes de operar el luminario. Por favor descargue desde www.bannerengineering.com toda la documentación técnica de los LED..A80X80M Area Light, disponibles en múltiples idiomas, para detalles del uso adecuado, aplicaciones, advertencias, y las instrucciones de instalación de estos dispositivos.

IMPORTANT: Lisez les instructions suivantes avant d'utiliser le luminaire. Veuillez télécharger la documentation technique complète des LED..A80X80M Area Light sur notre site www.bannerengineering.com pour les détails sur leur utilisation correcte, les applications, les notes de sécurité et les instructions de montage.

Models

Model	LED Color	Wavelength	Connection
LEDIA80X80M	Infrared	850 nm	2 m (6.5 ft) PVC-jacketed cable with a 3-pin M8 male quick-disconnect connector
LEDWA80X80M	White	All Visible	

For a list of discontinued models, see Discontinued Models.

Cleaning Instructions

Regularly remove any dust, dirt, or fingerprints from the light source.

1. Blow off dust using anti-static compressed air.
2. If necessary, use a lens cloth and lens cleaner or window cleaner to wipe off remaining debris. Do not use any other chemicals for cleaning.

Specifications

Light Source

LED; see Models table for wave lengths

Illumination

Lightly diffused, high-intensity area light

Infrared model: At a 24-inch distance, illuminates an 8-inch diameter area within 60% of the center intensity

Visible LED models: At a 12-inch distance, illuminates a 4-inch diameter area within 50% of the center intensity

Supply Voltage and Current

24 V DC at 250 mA maximum

Voltage supplied by PresencePLUS® P4 sensors, if operating at 24 V DC (see sensor manual)

See the electrical characteristics on the product label.

Connections

2 m (6.5 ft) PVC-jacketed cable with a 3-pin M8 male quick-disconnect connector

Construction

Low-carbon steel with black zinc plating, acrylic window

Useful Life

10,000 hours (LED ON time). When operated within specifications, output decreases less than 30% after 10,000 hours and less than 40% after 20,000 hours

Operating Conditions

0 °C to +50 °C (+32 °F to +122 °F)

90% at +50 °C maximum relative humidity (non-condensing)

Certifications

CE

Banner Engineering BV
Park Lane, Culliganlaan 2F bus 3
1831 Diegem, BELGIUM

Dimensions

All measurements are listed in millimeters [inches], unless noted otherwise. The measurements provided are subject to change.

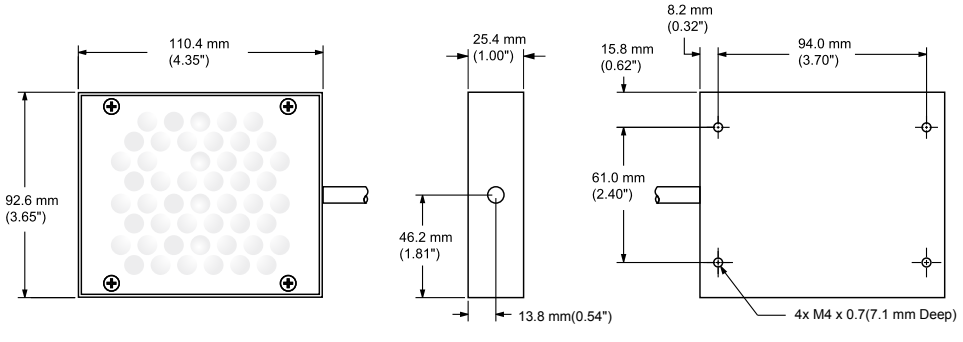

Original Instructions
18-Jun-26

© Banner Engineering Corp. All rights reserved.
www.bannerengineering.com

116949
p/n: 116949 Rev. D

ПРОМЭЛЕКТРОНИКА/ sales@prom-elec.com

Accessories

Brackets

SMBABM
- 13-ga. zinc-plated low-carbon steel
- (4) M4 Phillips flathead screws included
- For mounting the light from the front
- Accommodates backlight models LED..B70X70..
- CAD Files: DXF, PDF, IGS, STP

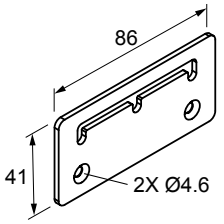

SMBACM
- 14-ga. zinc-plated low-carbon steel
- (4) M4 socket-head cap screws, washers and hex key included
- For mounting the light from the rear
- Accommodates backlight models LED..B70X70..
- CAD Files: DXF, PDF, IGS, STP

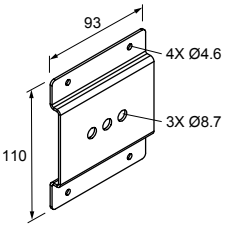

Product Support and Maintenance

Discontinued Models

The following models are no longer available for order but are still covered by the information in this document.

Model	LED Color	Wavelength	Connection
LEDRA80X80M	Visible Red	660 nm	2 m (6.5 ft) PVC-jacketed cable with a 3-pin M8 male quick-disconnect connector
LEDBA80X80M	Blue	470 nm	
LEDGA80X80M	Green	525 nm	
LEDIA80X80M W/30	Infrared	850 nm	9 m (30 ft) PVC-jacketed cable with a 3-pin M8 male quick-disconnect connector
LEDRA80X80M W/30	Visible Red	660 nm	
LEDWA80X80M W/30	White	All Visible	
LEDBA80X80M W/30	Blue	470 nm	
LEDGA80X80M W/30	Green	525 nm	

Banner Engineering Corp Limited Warranty

Banner Engineering Corp. warrants its products to be free from defects in material and workmanship for one year following the date of shipment. Banner Engineering Corp. will repair or replace, free of charge, any product of its manufacture which, at the time it is returned to the factory, is found to have been defective during the warranty period. This warranty does not cover damage or liability for misuse, abuse, or the improper application or installation of the Banner product.

THIS LIMITED WARRANTY IS EXCLUSIVE AND IN LIEU OF ALL OTHER WARRANTIES WHETHER EXPRESS OR IMPLIED (INCLUDING, WITHOUT LIMITATION, ANY WARRANTY OF MERCHANTABILITY OR FITNESS FOR A PARTICULAR PURPOSE), AND WHETHER ARISING UNDER COURSE OF PERFORMANCE, COURSE OF DEALING OR TRADE USAGE.

This Warranty is exclusive and limited to repair or, at the discretion of Banner Engineering Corp., replacement. **IN NO EVENT SHALL BANNER ENGINEERING CORP. BE LIABLE TO BUYER OR ANY OTHER PERSON OR ENTITY FOR ANY EXTRA COSTS, EXPENSES, LOSSES, LOSS OF PROFITS, OR ANY INCIDENTAL, CONSEQUENTIAL OR SPECIAL DAMAGES RESULTING FROM ANY PRODUCT DEFECT OR FROM THE USE OR INABILITY TO USE THE PRODUCT, WHETHER ARISING IN CONTRACT OR WARRANTY, STATUTE, TORT, STRICT LIABILITY, NEGLIGENCE, OR OTHERWISE.**

Banner Engineering Corp. reserves the right to change, modify or improve the design of the product without assuming any obligations or liabilities relating to any product previously manufactured by Banner Engineering Corp. Any misuse, abuse, or improper application or installation of this product or use of the product for personal protection applications when the product is identified as not intended for such purposes will void the product warranty. Any modifications to this product without prior express approval by Banner Engineering Corp will void the product warranties. All specifications published in this document are subject to change; Banner reserves the right to modify product specifications or update documentation at any time. Specifications and product information in English supersede that which is provided in any other language. For the most recent version of any documentation, refer to: www.bannerengineering.com.

For patent information, see www.bannerengineering.com/patents.

Mexican Importer

Banner Engineering de Mèxico, S. de R.L. de C.V. | David Alfaro Siqueiros 103 Piso 2 Valle oriente | San Pedro Garza Garcia Nuevo Leòn, C. P. 66269

81 8363.2714

© Banner Engineering Corp. All rights reserved. www.bannerengineering.com