# Right-Angle Brackets

## 12 mm Brackets

**SMB12MM**
- 12-gauge, stainless steel, right-angle mounting bracket for barrel-style sensors with 12 mm threads
- Curved mounting slot allows the bracket ±10° of lateral movement
- Mounting holes accommodate #8 hardware
- CAD Files: DXF, PDF, IGS, STP

**Hole center spacing:** A to B = 26.0
**Hole size:** A = ø 4.6, B = 12.8 x 4.6, C= ø 12.3

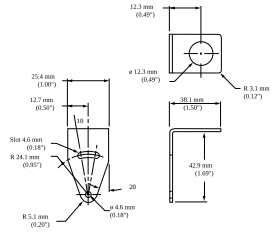

**SMBQ12T**
- Right-angle bracket
- 20-ga. 300 series stainless steel
- CAD Files: DXF, PDF, IGS, STP

**Hole center spacing:** A to B = 7.6
**Hole size:** A = 3.5 x 8.1, B=ø 3.2

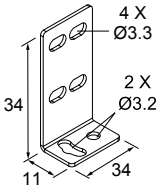


**SMBQS12PD**
- Right-angle, nose-mount bracket
- 16-ga. 300 series stainless steel
- CAD Files: DXF, PDF, IGS, STP

**Hole center spacing:** A to B = 14.0
**Hole size:** A = ø 3.5, B = 3.5 x 10.6, C = ø 13.0

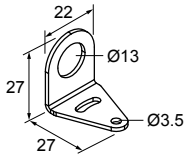


## 18 mm Brackets

**SMB18A**
- Right-angle mounting bracket with a curved slot for versatile orientation
- 12-ga. stainless steel
- 18 mm sensor mounting hole
- Clearance for M4 (#8) hardware
- CAD Files: DXF, PDF, IGS, STP

**Hole center spacing:** A to B = 24.2
**Hole size:** A = ø 4.6, B = 17.0 × 4.6, C = ø 18.5

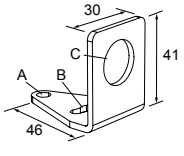


**SMB18Q**
- Right-angle flanged bracket
- 18 mm sensor mounting hole
- 12-ga. stainless steel
- CAD Files: DXF, PDF, IGS, STP

**Hole center spacing:** A to B = 24.2
**Hole size:** A = ø 4.6, B = 17.0 × 4.6, C = ø 19.0

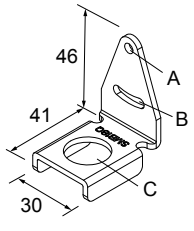


**SMB312PD**
- Right-angle mounting bracket with a curved slot for versatile orientation
- 12-ga. stainless steel
- 18 mm sensor mounting hole
- Clearance for M4 (#8) hardware
- CAD Files: DXF, PDF, IGS, STP

**Hole center spacing:** A to B = 24.2
**Hole size:** A = ø 4.6, B = 17 × 4.6, C = ø 18.5

**NOTE:** Not for use with plastic fiber optic sensors

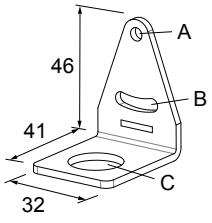


**SMBAMS18RA**
- Right-angle SMBAMS series bracket with 18 mm hole
- Articulation slots for 90+° rotation
- 12-ga. (2.6 mm) cold-rolled steel
- CAD Files: DXF, PDF, IGS, STP

**Hole center spacing:** A = 26.0, A to B = 13.0
**Hole size:** A = 26.8 × 7.0, B = ø 6.5, C = ø 19.0

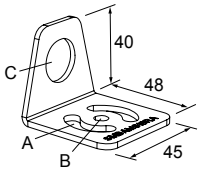


Continued on page 2



© Banner Engineering Corp. All rights reserved.
www.bannerengineering.com

b_51963053
p/n: b_51963053 Rev. C

ПРОМЭЛЕКТРОНИКА/ sales@prom-elec.com

Continued from page 1

**SMBQS18AF**
- Right-angle mounting bracket
- 14-ga. 304 stainless steel
- CAD Files: DXF, PDF, IGS, STP

**Hole center spacing:** A to B = 20.3
**Hole size:** A = 4.3 × 9.4, B = ø 4.3

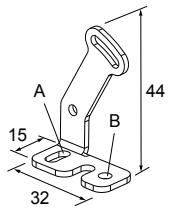


**SMBQS18RA**
- Right-angle mounting bracket
- 14-ga. 304 stainless steel
- CAD Files: DXF, PDF, IGS, STP

**Hole center spacing:** A to B = 20.3
**Hole size:** A = 4.3 × 9.3, B = ø 4.3

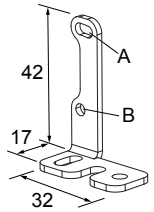


## 22 mm Brackets

**SMB22A**
- Right-angle bracket with curved slot for versatile orientation
- 12-ga. stainless steel
- Mounting hole for 22 mm sensor
- CAD Files: DXF, PDF, IGS, STP

**Hole center spacing:** A to B = 26.0
**Hole size:** A = ø 4.6, B = 4.6 x 16.9, C = 22.2

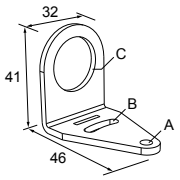


**SMBAMS22RA**
- Right-angle SMBAMS series bracket with 22 mm hole for mounting sensors
- Articulation slots for 90+° rotation
- 12-ga. (2.6 mm) cold-rolled steel
- CAD Files: DXF, PDF, IGS, STP

**Hole center spacing:** A = 26.0, A to B = 13.0
**Hole size:** A = 26.8 x 7.0, B = ø 6.5, C = ø 22.5

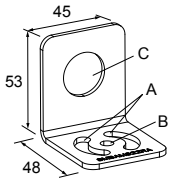


## 30 mm Brackets

**SMB30A**
- Right-angle bracket with curved slot for versatile orientation
- Clearance for M6 (¼ in) hardware
- Mounting hole for 30 mm sensor
- 12-gauge stainless steel
- CAD Files: DXF, PDF, IGS, STP

**Hole center spacing:** A to B=40
**Hole size:** A=ø 6.3, B= 27.1 × 6.3, C=ø 30.5

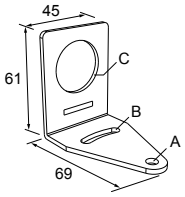


**SMB30MM**
- 12-gauge stainless steel bracket with curved mounting slots for versatile orientation
- Clearance for M6 (¼ in) hardware
- Mounting hole for 30 mm sensor
- CAD Files: DXF, PDF, IGS, STP

**Hole center spacing:** A=51, A to B=25.4
**Hole size:** A=42.6 × 7, B=ø 6.4, C=ø 30.1

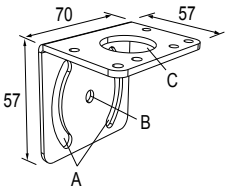


**SMB30Q**
- Right-angle flanged mounting bracket with curved slot for versatile orientation
- 12-gauge stainless steel
- Mounting hole for 30 mm sensor
- CAD Files: DXF, PDF, IGS, STP

**Hole center spacing:** A to B=40
**Hole size:** A=ø 6.3, B=ø 27.1 × 6.3, C=ø 30.7

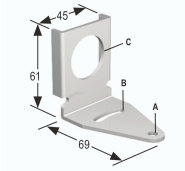


**SMBAMS30RA**
- Right-angle SMBAMS series bracket
- 30 mm hole for mounting sensors
- Articulation slots for 90°+ rotation
- 12-gauge (2.6 mm) cold-rolled steel
- CAD Files: DXF, PDF, IGS, STP

**Hole center spacing:** A=26.0, A to B=13.0
**Hole size:** A=26.8 × 7.0, B=ø 6.5, C=ø 31.0

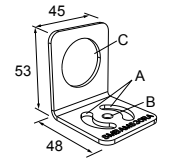


**SMBAMS30RLJ**
- Right-angle SMBAMS series bracket with 70 × 40 mm space for label
- 30 mm hole for mounting sensor
- Articulation slots for 90°+ rotation
- 12-gauge (2.6 mm) cold-rolled steel
- CAD Files: DXF, PDF, IGS, STP

**Hole center spacing:** A=26.0, A to B=13.0
**Hole size:** A=26.8 × 7.0, B=ø 6.5, C=ø 31.0

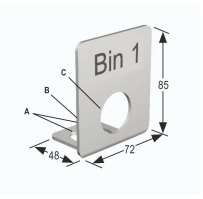


**SMBAMS30RLS**
- Right-angle SMBAMS series bracket with 62 × 26 mm space for label
- 30 mm hole for mounting sensor
- Articulation slots for 90°+ rotation
- 12-gauge (2.6 mm) cold-rolled steel
- CAD Files: DXF, PDF, IGS, STP

**Hole center spacing:** A=26.0, A to B=13.0
**Hole size:** A=26.8 × 7.0, B=ø 6.5, C=ø 31.0

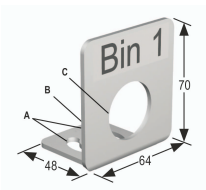


**SMBQS30L**
- Right-angle bracket for cable sensor models
- Clearance for M4 (#8) hardware
- ± 12° tilt adjustment
- 14-gauge stainless steel
- CAD Files: DXF, PDF, IGS, STP

**Hole center spacing:** A to B=35.0
**Hole size:** A=ø 4.3, B=ø 4.25×16.3




**SMBQS30LT**
- Tall right-angle bracket for QD models
- ± 8° tilt adjustment
- 14-gauge stainless steel
- CAD Files: DXF, PDF, IGS, STP

**Hole center spacing:** A to B=35.0
**Hole size:** A=ø 4.3, B=ø 4.25×16.3





© Banner Engineering Corp. All rights reserved. www.bannerengineering.com

## LMBxx Lighting Brackets

**LMB30LP**
- Low profile
- 30 mm mounting hole
- 300 series stainless steel
- CAD Files: DXF, PDF, IGS, STP

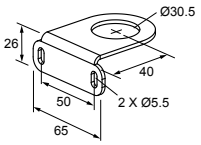


**LMB36RA**
- Indicator light right-angle mounting
- 36 mm mounting hole
- Stainless steel
- CAD Files: DXF, PDF, IGS, STP

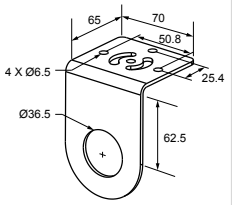


**LMBE12RA35**
- Direct mounting of stand-off pipe, with common bracket type
- Zinc-plated steel
- 1/2-14 NPSM nut
- Mounting distance from the wall to the center of the 1/2-14 NPSM nut is 35 mm
- CAD Files: DXF, PDF, IGS, STP

**Hole center spacing:** 20.0

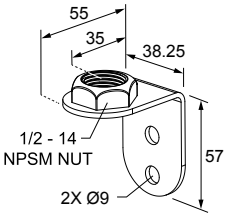


**LMBE12RA45**
- Direct mounting of stand-off pipe, with common bracket type
- Zinc-plated steel
- 1/2-14 NPSM nut
- Mounting distance from the wall to the center of the 1/2-14 NPSM nut is 45 mm
- CAD Files: DXF, PDF, IGS, STP

**Hole center spacing:** 35.0

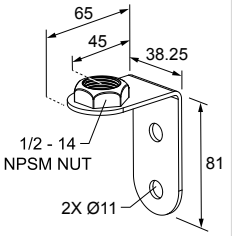


**LMBWLC60RA**
- Set of two right-angle brackets
- 300 series stainless steel
- Includes M6 button head screws for mounting to light
- Clearance for M6 or 1/4-20 mounting hardware
- CAD Files: DXF, PDF, IGS, STP

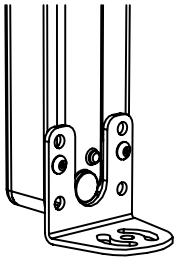

## MBK Brackets

**EZA-MBK-20**
- Adapter brackets for mounting to engineered/slotted aluminum framing such as 80/20™ and Unistrut™. Angled slots allow mounting to 20 mm to 40 mm dual channel and center slot. allows mounting to single-channel framing
- Retrofit for Banner MINI-SCREEN
- Order **EZA-MBK-20U** for bracket with M5 and M6 mounting hardware
- CAD Files: DXF, PDF, IGS, STP

**Hole size:** A = ø7 × 25 (2); B = ø7 × 18; C = ø21.5; D = ø4.8 × 10.2;

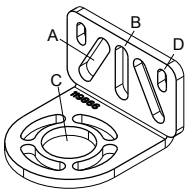


**EZA-MBK-21**
- Mounting bracket system for L configuration of two cascaded EZ-SCREEN light screens
- M5 and M6 mounting hardware
- CAD Files: DXF, PDF, IGS, STP

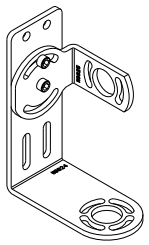

**LPA-MBK-120**
- Pair of angled L brackets for two cascaded emitter/receiver pairs
- Fixed 120° orientation
- +10°/-30° sensor rotation
- 14-ga. (1.9 mm) steel, black zinc plated
- CAD Files: IGS, STP

**Hole center spacing:** A , B , C = 10, B to C = 50
**Hole size:** A = ø 5.8; B , C = 15.5 × 5.5

**LPA-MBK-135**
- Pair of angled L brackets for two cascaded emitter/receiver pairs
- Fixed 135° orientation
- +10°/-30° sensor rotation
- 14-ga. (1.9 mm) steel, black zinc plated
- CAD Files: IGS, STP

**Hole center spacing:** A , B , C = 10.0, B to C = 50.0
**Hole size:** A = ø 5.8; B , C = 15.5 × 5.5

**LPA-MBK-21**
- Pivoting “L” bracket system for two cascaded emitters/receivers; uses clamps from side-mount bracket LPA-MBK-12
- Adjustable 90° to 180° orientation
- +10°/-30° sensor rotation
- 14-ga. (1.9 mm) steel, black zinc plated
- CAD Files: DXF, PDF, IGS, STP

**Hole center spacing:** A , B = 10, A to B = 30
**Hole size:** A , B = 15.5 × 5.5

**LPA-MBK-90**
- Pair of angled L brackets for two cascaded emitter/receiver pairs
- Fixed 90° orientation
- +10°/-30° sensor rotation
- 14-ga. (1.9 mm) steel, black zinc plated
- CAD Files: DXF, PDF, IGS, STP

**Hole center spacing:** A , B , C , D , E = 10, B to C = 30, D to E = 50
**Hole size:** A = ø 5.8, B , C , D , E = 15.5 × 5.5

Continued on page 4


© Banner Engineering Corp. All rights reserved. www.bannerengineering.com

Continued from page 3

**LPA-MBK-PXXX**
- L-shaped protective bracket for one emitter/receiver
- Sized to match emitter/receiver length; replace XXX in model number with emitter/receiver size (example, LPA-MBK-P270 for use with SLP..-270)
- +10°/-30° sensor rotation
- 12-ga. (2.66 mm) steel, black zinc plated or painted

**Hole center spacing:** A = 44.5, B = 40, D = 18
**Hole size:** A = 4.8 × 10.2, B = 7 × 26.8, C = 7 × 25

**SSA-MBK-EEC1**
- Single 30 mm hole
- 8 gauge steel, black finish (powder coat)
- Front surface for customer-applied labels
- CAD Files: DXF, PDF, IGS, STP

**Hole size:** A = ø 7 , B = ø 30

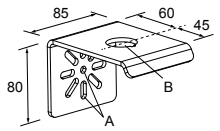


**SSA-MBK-EEC1-SS**
- Single 30 mm hole
- 8 gauge 316 stainless steel
- Front surface for customer-applied labels
- CAD Files: DXF, PDF, IGS, STP

**Hole size:** A = ø 7 , B = ø 30

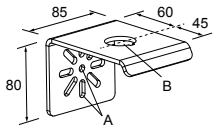


**SSA-MBK-EEC2**
- Two 30 mm holes
- 8 gauge steel, black finish (powder coat)
- Front surface for customer-applied labels
- CAD Files: DXF, PDF, IGS, STP

**Hole size:** A = ø 7 , B = ø 30

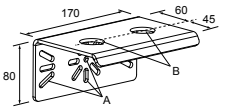


**SSA-MBK-EEC3**
- Three 30 mm holes
- 8 gauge steel, black finish (powder coat)
- Front surface for customer-applied labels
- CAD Files: DXF, PDF, IGS, STP

**Hole size:** A = ø 7 , B = ø 30

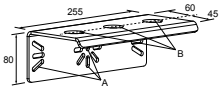


## SMB Work Light Bracket

**SMBR90RA**
- Bracket for mounting R90
- R90 right-angle
- M4 × 0.7 mm
- Stainless steel
- CAD Files: DXF, PDF, IGS, STP

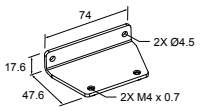


## SMB1xx Bracket

**SMB19**
- Right-angle mounting bracket with a curved slot for versatile orientation
- CAD Files: DXF, PDF, IGS, STP

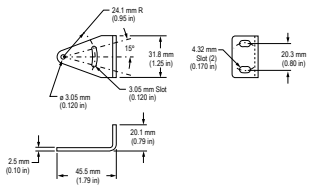


## SMB4xx Brackets

**SMB42L**
- 13-ga. stainless steel
- Hardware included
- CAD Files: DXF, PDF, IGS, STP

**Hole center spacing:** A = 10.0, B = 25.4
**Hole size:** A = ø 3.4, B = ø 2.5

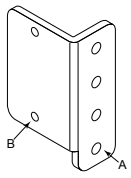


**SMB42U**
- 13-ga. stainless steel
- Hardware included
- CAD Files: DXF, PDF, IGS, STP

**Hole center spacing:** A = 30.0, B = 25.4
**Hole size:** A = ø 3.4, B = ø 2.5

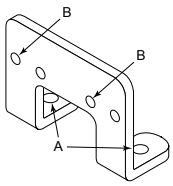


**SMB46L**
- Right-angle
- L bracket
- 14-ga. 316 stainless steel
- CAD Files: DXF, PDF, IGS, STP

**Hole center spacing:** A = 16.0
**Hole size:** A = 16.5 × 18.7

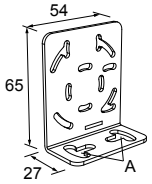


**SMB46S**
- Right-angle
- S bracket
- 14-ga. 316 stainless steel
- CAD Files: DXF, PDF, IGS, STP

**Hole center spacing:** A = 16.0
**Hole size:** A = 16.5 × 18.7, B = 34.0 × 10.0

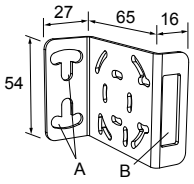


Continued on page 5


© Banner Engineering Corp. All rights reserved. www.bannerengineering.com

Continued from page 4

**SMB46U**
- Right-angle
- U bracket for sensor protection
- 14-ga. 316 stainless steel
- CAD Files: DXF, PDF, IGS, STP

**Hole center spacing:** A = 16.0
**Hole size:** A = 16.5 × 18.7, B = 34.0 × 13.0

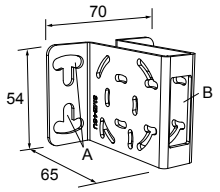


## SMB5xx Brackets

**SMB55RA**
- Right-angle bracket
- 12-gauge stainless steel
- CAD Files: DXF, PDF, IGS, STP



**SMBK50RA**
- Right-angle bracket
- 14-gauge 304 stainless steel
- CAD Files: DXF, PDF, IGS, STP

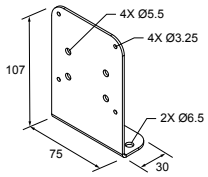


## SMB7xx Brackets

**SMB700**
- Right-angle mounting bracket
- 11 gauge zinc-plated steel
- 70 mm wide by 60 mm deep x 60 mm high
- Includes a cable gland assembly and lock washer
- CAD Files: DXF, PDF, IGS, STP

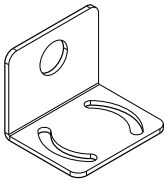

**SMB700P**
- Heavy duty 1/4-inch (6mm) zinc-plated steel bracket
- Allows the MULTI-BEAM to retrofit to installations of 42RLU and 42RLP sensors
- Includes cable gland and lock washer
- CAD Files: DXF, PDF, IGS, STP

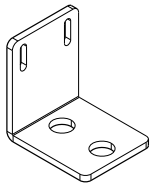

**SMB700SS**
- Right-angle mounting bracket
- 11 gauge stainless steel
- 70 mm wide by 60 mm deep x 60 mm high
- CAD Files: DXF, PDF, IGS, STP

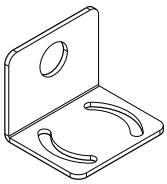

## SMB8xx Bracket

**SMB8MM**
- Right-angle bracket
- 300 series stainless steel
- CAD Files: DXF, PDF, IGS, STP

**Hole size:** A = ø 3.5, B = 4.9 × 3.6, C = ø 8.4

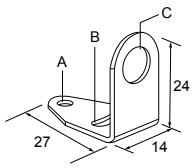


## SMB9xx and SMBR9xx Brackets

**SMB900**
- Right angle mounting
- 11 gauge stainless steel
- Curved mounting slot for versatility/orientation
- CAD Files: DXF, PDF, IGS, STP

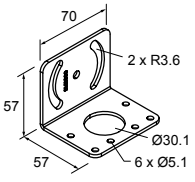


**SMB900SS**
- Right angle mounting
- Stainless steel
- Curved mounting slot for versatility/orientation
- CAD Files: DXF, PDF, IGS, STP



Continued on page 6


© Banner Engineering Corp. All rights reserved. www.bannerengineering.com

Continued from page 5

**SMBR90RA**

- Stainless steel right-angle bracket
- M4 x 0.7 mm #316SS screws (qty 2)
- CAD Files: DXF, PDF, IGS, STP

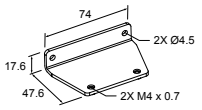


**SMBR95RA**

- Stainless steel right-angle bracket
- M4 x 0.7 mm #316SS screws (qty 2)
- CAD Files: DXF, PDF, IGS, STP

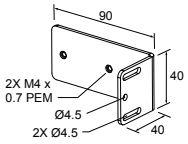


## SMBAxx and SMBBxx Brackets

**SMBAMS70A**

- Zinc-plated cold rolled steel right-angle bracket
- Articulated slots for 90+ degrees rotation
- Two 1/4-20 screws included
- CAD Files: DXF, PDF, IGS, STP



**SMBAMS70AS**

- 316 stainless steel right-angle bracket
- Articulated slots for 90+ degrees rotation
- Four ¼-20 stainless steel screws included
- CAD Files: DXF, PDF, IGS, STP



**SMBB25RA**

- Zinc plated, Cold Rolled Steel
- CAD Files: DXF, PDF, IGS, STP

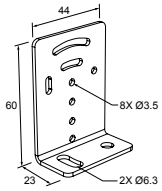


## SMBIVUxx Brackets

**SMBIVURAL**

- Right-angle bracket for mounting the device from the left
- 12-ga. stainless steel
- Hardware included
- CAD Files: DXF, PDF, IGS, STP

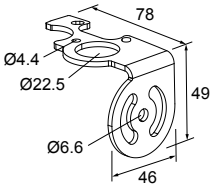


**SMBIVURAR**

- Right-angle bracket for mounting the device from the right
- 12-ga. stainless steel
- Hardware included
- CAD Files: DXF, PDF, IGS, STP

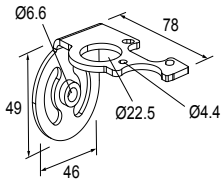



© Banner Engineering Corp. All rights reserved. www.bannerengineering.com

# SMBLxx Brackets

**SMBLASRA**
- Right-angle metal bracket
- May be used individually or two used in combination to provide swivel adjustment
- Brackets and hardware are 316 stainless steel
- Includes: 2 brackets; 4 ¼-20 stainless steel screws (socket drive, button head); 2 stainless steel lock nuts (used only with double brackets); and 2 stainless steel washers (used only with double brackets)
- CAD Files: DXF, PDF, IGS, STP

When double-bracket mounting is used, order 2 sets of brackets per light.

Single Bracket:

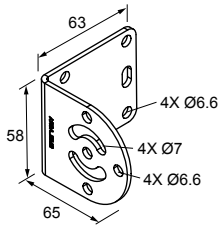


Double Bracket:

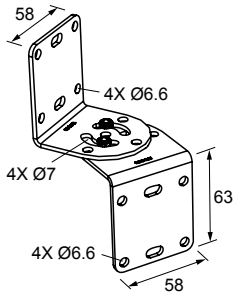


**SMBLT31**
- Right-angle bracket
- 300 series stainless steel
- CAD Files: DXF, PDF, IGS, STP

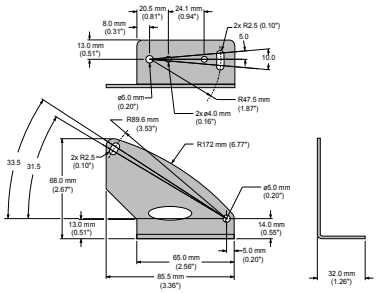

**SMBLT7**
- Right-angle bracket
- 300 series stainless steel
- Fine-adjust accessory SMBLT7F sold separately
- CAD Files: DXF, PDF, IGS, STP

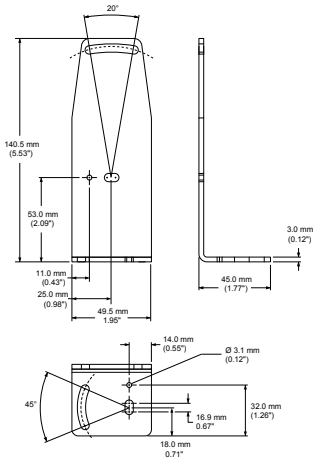

**SMBLAXRA**
- Right-angle stainless steel bracket
- May be used individually or in combination with **SMBLAXU** to provide swivel adjustment
- CAD Files: DXF, PDF, IGS, STP

Includes:
- 2 Brackets
- 4 M5 screws (socket drive, button head)
- 4 M5 T-nuts

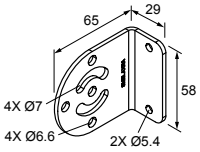


**SMBLEL**
- Right-angle bracket
- 12 gauge stainless steel
- CAD Files: DXF, PDF, IGS, STP

**Hole size:** A = ø 4.5 with 20° adjustability, B = ø 4.5, C = ø 5.7 with 20° adjustability

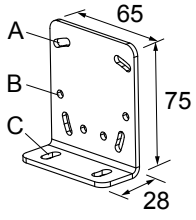


**SMBLML1**
- Right-angle bracket
- 12 gauge stainless steel
- CAD Files: DXF, PDF, IGS, STP

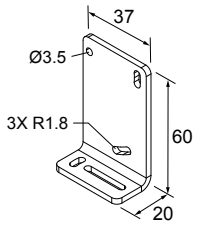


**SMBLML2**
- Right-angle bracket
- 12 gauge stainless steel
- CAD Files: DXF, PDF, IGS, STP

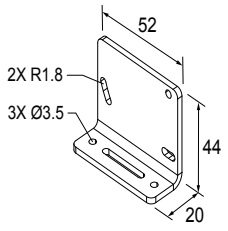


Continued on page 8


© Banner Engineering Corp. All rights reserved. www.bannerengineering.com

Continued from page 7

**SMBLSTDLQ26**
- Adjustable right-angle metal bracket
- 304 stainless steel
- CAD Files: DXF, PDF, IGS, STP

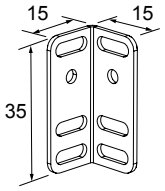


**SMBLSTQ26**
- Right-angle bracket
- 304 stainless steel
- CAD Files: DXF, PDF, IGS, STP

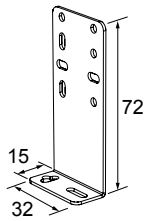


**SMBLTFL**
- Right-angle bracket
- 12 gauge stainless steel
- CAD Files: DXF, PDF, IGS, STP

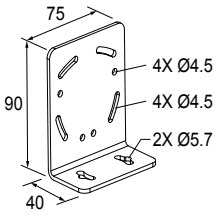


## SMBPVAxx Bracket

**SMBPVA1**
- Set of 4 right-angle brackets
- M4 (#10) screws, washers, and nuts included
- 303 stainless steel
- 2 brackets required per sensor
- CAD Files: DXF, PDF, IGS, STP



## SMBPVLxx Brackets

**SMBPVL1**
- Right-angle bracket for mounting the pick-to-light array
- 7 mm mounting hole
- 14 gauge cold rolled steel
- CAD Files: DXF, PDF, IGS, STP

A = ø 3, B = ø 7, C = ø 4.8

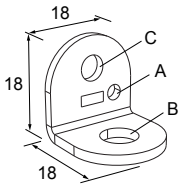


**SMBPVL3-225**
- Right-angle bracket for mounting reflector outside bin
- 7 mm mounting hole
- 14 gauge cold rolled steel
- Includes retroreflective tape
- CAD Files: DXF, PDF, IGS, STP

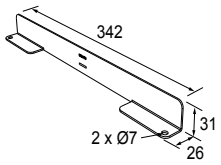


**SMBPVL3-500**
- Right-angle bracket for mounting reflector outside bin
- 7 mm mounting hole
- 14 gauge cold rolled steel
- Includes retroreflective tape
- CAD Files: DXF, PDF, IGS, STP

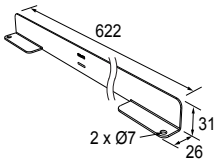



© Banner Engineering Corp. All rights reserved. www.bannerengineering.com

# SMBQxx and SMBxQxx Brackets

**SMBAMSQ5XRA**
- Right-angle SMBAMS series bracket
- Articulation slots for 30 deg rotation
- 13-ga. 304 stainless steel
- CAD Files: DXF, PDF, IGS, STP

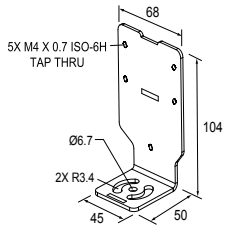


**SMBQ2XA**
- Vertical L-shaped bracket
- 20-ga stainless steel
- CAD Files: DXF, PDF, IGS, STP

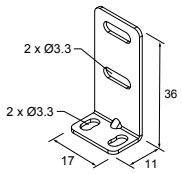


**SMBQ2XB**
- Rear L-shaped bracket
- 20-ga stainless steel
- CAD Files: DXF, PDF, IGS, STP

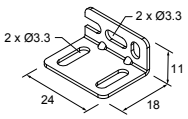


**SMBQ45PC**
- Stainless steel right-angle bracket
- M30 clearance holes
- Mounts the sensor pair together in the same bracket
- CAD Files: DXF, PDF, IGS, STP



**SMBQ50**
- Right-angle bracket
- 14-gauge 304 stainless steel
- CAD Files: DXF, PDF, IGS, STP

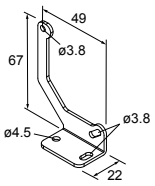


**SMBQ60**
- Right-angle bracket
- 14-gauge 304 stainless steel
- CAD Files: DXF, PDF, IGS, STP

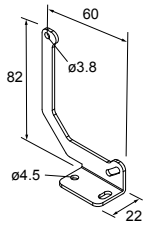


**SMBQ76A**
- Right-angle mounting bracket
- 14-gauge stainless steel
- ±12 degree tilt adjustment
- Clearance for M4 (#8) hardware
- CAD Files: DXF, PDF, IGS, STP

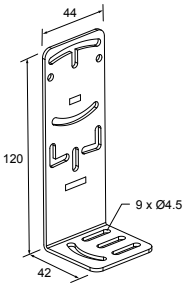


**SMBQC50**
- Multi-directional stainless steel L-bracket
- Provides a variety of mounting options
- Includes M4 stainless steel hardware (2 screws, 2 flat washers, 2 lock washers, and 2 nuts)
- CAD Files: DXF, PDF, IGS, STP

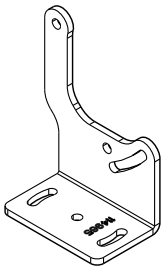

**SMBRAQ90R**
- Right-angle mounting bracket
- 14-Gauge 304 stainless steel
- M6 × 1 mounting hardware included
- CAD Files: DXF, PDF, IGS, STP

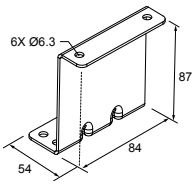


**SMBRPC**
- Stainless steel right-angle bracket
- Includes two **BRT-2x2** reflectors
- CAD Files: DXF, PDF, IGS, STP




© Banner Engineering Corp. All rights reserved. www.bannerengineering.com

## SMBVLxx Bracket

**SMBVLA62X62RA**
- Right-angle bracket
- 14 gauge steel, black zinc-plated
- CAD Files: DXF, PDF, IGS, STP

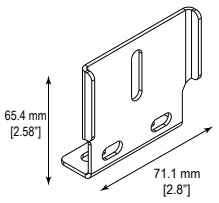


## SMBZxx Bracket

**SMBZMXRA**
- Right angle mounting bracket, with rotation available
- 12-gauge stainless steel
- M4 × 0.7 mounting hardware included
- CAD Files: DXF, PDF, IGS, STP

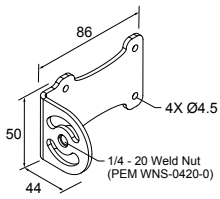


## VS Series Brackets

**SMBVS1S**
- Short right-angle bracket
- 18-ga. stainless steel
- CAD Files: DXF, PDF, IGS, STP

**Hole center spacing:** A = 16.8
**Hole size:** A = 3.5 x 12.3

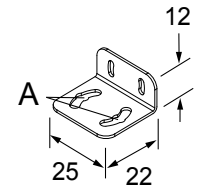


**SMBVS1SC**
- Short right-angle bracket
- 18-ga. stainless steel
- CAD Files: DXF, PDF, IGS, STP

**Hole center spacing:** A = 10.0
**Hole size:** A = ø 2.8

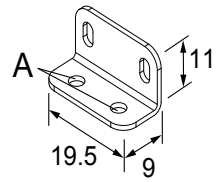


**SMBVS1T**
- Tall right-angle bracket
- Stainless steel
- CAD Files: DXF, PDF, IGS, STP

**Hole center spacing:** A = 16.8
**Hole size:** A = 3.5 x 12.3

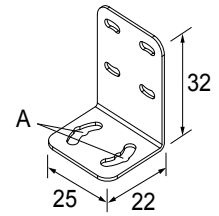


**SMBVS1TC**
- Tall right-angle compact bracket
- 300 stainless steel
- CAD Files: DXF, PDF, IGS, STP

**Hole center spacing:** A = 5.5
**Hole size:** A = ø 2.8

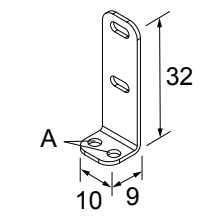


**SMBVS2RA**
- Right-angle bracket
- Stainless steel
- CAD Files: DXF, PDF, IGS, STP

**Hole center spacing:** A = 80.0
**Hole size:** A = 3.2 x 6.0

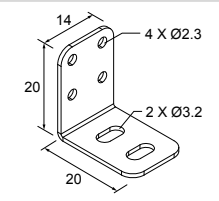


**SMBVS3S**
- Right-angle bracket
- 300 stainless steel
- CAD Files: DXF, PDF, IGS, STP

**Hole center spacing:** A = 13.5
**Hole size:** A = 3.2 x 7.7

**SMBVS3T**
- Tall right-angle bracket
- 300 stainless steel
- CAD Files: DXF, PDF, IGS, STP

**Hole center spacing:** A = 13.5
**Hole size:** A = 3.2 x 7.7

**SMBVS4SRA**
- Right-angle bracket
- 300 series stainless steel
- CAD Files: DXF, PDF, IGS, STP

A = 3 x R1.6, B = ø 3.2, C = R1.2

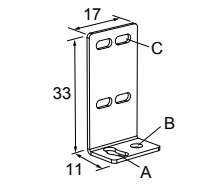


Continued on page 11


© Banner Engineering Corp. All rights reserved. www.bannerengineering.com

Continued from page 10

**SMBVS8RA**
- Right-angle bracket
- 3.1 mm stainless steel
- CAD Files: DXF, PDF, IGS, STP

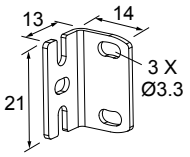


## Banner Engineering Corp Limited Warranty

Banner Engineering Corp. warrants its products to be free from defects in material and workmanship for one year following the date of shipment. Banner Engineering Corp. will repair or replace, free of charge, any product of its manufacture which, at the time it is returned to the factory, is found to have been defective during the warranty period. This warranty does not cover damage or liability for misuse, abuse, or the improper application or installation of the Banner product.

**THIS LIMITED WARRANTY IS EXCLUSIVE AND IN LIEU OF ALL OTHER WARRANTIES WHETHER EXPRESS OR IMPLIED (INCLUDING, WITHOUT LIMITATION, ANY WARRANTY OF MERCHANTABILITY OR FITNESS FOR A PARTICULAR PURPOSE), AND WHETHER ARISING UNDER COURSE OF PERFORMANCE, COURSE OF DEALING OR TRADE USAGE.**

This Warranty is exclusive and limited to repair or, at the discretion of Banner Engineering Corp., replacement. **IN NO EVENT SHALL BANNER ENGINEERING CORP. BE LIABLE TO BUYER OR ANY OTHER PERSON OR ENTITY FOR ANY EXTRA COSTS, EXPENSES, LOSSES, LOSS OF PROFITS, OR ANY INCIDENTAL, CONSEQUENTIAL OR SPECIAL DAMAGES RESULTING FROM ANY PRODUCT DEFECT OR FROM THE USE OR INABILITY TO USE THE PRODUCT, WHETHER ARISING IN CONTRACT OR WARRANTY, STATUTE, TORT, STRICT LIABILITY, NEGLIGENCE, OR OTHERWISE.**

Banner Engineering Corp. reserves the right to change, modify or improve the design of the product without assuming any obligations or liabilities relating to any product previously manufactured by Banner Engineering Corp. Any misuse, abuse, or improper application or installation of this product or use of the product for personal protection applications when the product is identified as not intended for such purposes will void the product warranty. Any modifications to this product without prior express approval by Banner Engineering Corp will void the product warranties. All specifications published in this document are subject to change; Banner reserves the right to modify product specifications or update documentation at any time. Specifications and product information in English supersede that which is provided in any other language. For the most recent version of any documentation, refer to: www.bannerengineering.com.

For patent information, see www.bannerengineering.com/patents.


© Banner Engineering Corp. All rights reserved. www.bannerengineering.com