12-Pin Double-Ended M23 Female to M23 Male Cordsets

Features

- M23 female to M23 male, 12 conductors, multiple length options
- Black TPU overmolding
- Straight connectors

Models

12-pin Double-Ended M23 Female to M23 Male Cordsets				
Model	**Length**	**Dimensions (mm)**	**Pinout (Female)**	**Pinout (Male)**
BC-M23F12-M23M12-22-2	2 m (6.56 ft)	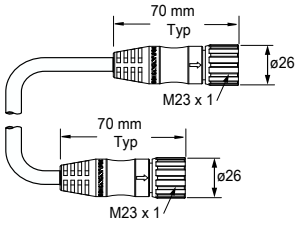	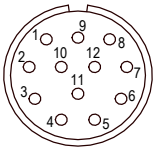 1 = White 2 = Brown 3 = Green 4 = Yellow 5 = Gray 6 = Pink	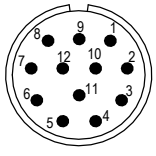 7 = Blue 8 = Red 9 = Orange 10 = Tyrian Purple 11 = Black 12 = Violet
BC-M23F12-M23M12-22-5	5 m (16.4 ft)			
BC-M23F12-M23M12-22-10	10 m (32.8 ft)			
BC-M23F12-M23M12-22-15	15 m (49.2 ft)			
BC-M23F12-M23M12-22-20	20 m (65.6 ft)			

Specifications

Current Rating
4 A

Voltage Rating
60 V DC

Minimum Bend Radius
>10× the outside diameter

AWG
22 AWG

Outer Diameter
6 mm

Connections
12-pin M23 female to M23 male

Construction
Coupling nut: Nickel-plated brass
Terminal: Gold-plated brass
Jacket: PVC
Black TPU overmolding

Operating Conditions
Fixed installation: –40 °C to +85 °C (–40 °F to +185 °F)
Flexible installation: –25 °C to +85 °C (–13 °F to +185 °F)

Environmental Rating
IP67, IP68

Vibration and Mechanical Shock
Meets IEC 60068-2-6 requirements (Vibration: 10 Hz to 55 Hz, 0.5 mm amplitude, 5 minutes sweep, 30 minutes dwell)
Shock: 30G 11 ms duration, half sine wave per IEC 60068-2-27

Certifications
CE
Banner Engineering BV
Park Lane, Culliganlaan 2F bus 3
1831 Diegem, BELGIUM

Banner Engineering Corp Limited Warranty

Banner Engineering Corp. warrants its products to be free from defects in material and workmanship for one year following the date of shipment. Banner Engineering Corp. will repair or replace, free of charge, any product of its manufacture which, at the time it is returned to the factory, is found to have been defective during the warranty period. This warranty does not cover damage or liability for misuse, abuse, or the improper application or installation of the Banner product.

THIS LIMITED WARRANTY IS EXCLUSIVE AND IN LIEU OF ALL OTHER WARRANTIES WHETHER EXPRESS OR IMPLIED (INCLUDING, WITHOUT LIMITATION, ANY WARRANTY OF MERCHANTABILITY OR FITNESS FOR A PARTICULAR PURPOSE), AND WHETHER ARISING UNDER COURSE OF PERFORMANCE, COURSE OF DEALING OR TRADE USAGE.

This Warranty is exclusive and limited to repair or, at the discretion of Banner Engineering Corp., replacement. **IN NO EVENT SHALL BANNER ENGINEERING CORP. BE LIABLE TO BUYER OR ANY OTHER PERSON OR ENTITY FOR ANY EXTRA COSTS, EXPENSES, LOSSES, LOSS OF PROFITS, OR ANY INCIDENTAL, CONSEQUENTIAL OR SPECIAL DAMAGES RESULTING FROM ANY PRODUCT DEFECT OR FROM THE USE OR INABILITY TO USE THE PRODUCT, WHETHER ARISING IN CONTRACT OR WARRANTY, STATUTE, TORT, STRICT LIABILITY, NEGLIGENCE, OR OTHERWISE.**

Banner Engineering Corp. reserves the right to change, modify or improve the design of the product without assuming any obligations or liabilities relating to any product previously manufactured by Banner Engineering Corp. Any misuse, abuse, or improper application or installation of this product or use of the product for personal protection applications when the product is identified as not intended for such purposes will void the product warranty. Any modifications to this product without prior express approval by Banner Engineering Corp will void the product warranties. All specifications published in this document are subject to change; Banner reserves the right to modify product specifications or update documentation at any time. Specifications and product information in English supersede that which is provided in any other language. For the most recent version of any documentation, refer to: www.bannerengineering.com.

For patent information, see www.bannerengineering.com/patents.

Original Instructions
12-Dec-24

© Banner Engineering Corp. All rights reserved.

243001
p/n: 243001 Rev. B

ПРОМЭЛЕКТРОНИКА/ sales@prom-elec.com