Wireless Accessories

Antennas. . . . . page 2
Antenna Cables. . . . . page 4
Batteries . . . . . page 5
Brackets . . . . . page 6
Communications Cables . . . . . page 8
Enclosures and Panels. . . . . page 9
Hardware Packets. . . . . page 10
I-O Expansion . . . . . page 11
Power Cordsets. . . . . page 12
Power Supplies . . . . . page 17
Sensors. . . . . page 18
Solar Panels . . . . . page 21

ПРОМЭЛЕКТРОНИКА/ sales@prom-elec.com

Antennas

Select your antenna based on your specific application needs. There are three basic antenna solutions:

- Use the supplied rubber duck antenna inside the enclosure. DX80 products come with a 2 dBi rubber duck antenna. Often simply attaching the supplied antenna to the radio provides enough radio range to meet your needs.
- Mount a dome antenna to the enclosure. The -D antennas can be mounted directly on the enclosure.
- Use an N-type pole-mounted antenna, with surge suppressor. The -A and -AS antennas can be mounted remotely from the enclosure and require the BWC-LFNBMN-DC surge suppressor.

BWA – **9** **O** **2** –

Banner Wireless Accessories

Frequency
- **2** = 2.4 GHz
- **9** = 900 MHz

Type
- **O** = Omni
- **Y** = Yagi

Gain
- **1** = 1 dBi
- **2** = 2 dBi
- **5** = 5 dBi
- **6** = 6 dBi
- **7** = 7 dBi
- **8** = 8 dBi
- **6** = 6.5 dBd*
- **10** = 10 dBd*

NOTE: Not all combinations are available. Contact our factory to verify yours.

* dBd for Yagi models only

Omni-Directional









BWA-2O1-001	2.4 GHz	1 dBi, Rubber, 1 in tall, RP-SMA connection
BWA-2O2-C	2.4 GHz	2 dBi, Rubber swivel, 3 1/4 in (ships with 2.4 GHz radios), RP-SMA connection
BWA-2O5-C	2.4 GHz	5 dBi, Rubber swivel, 6 1/2 in, RP-SMA connection
BWA-2O7-C	2.4 GHz	7 dBi, Rubber swivel, 9 1/4 in, RP-SMA connection
BWA-9O2-C	900 MHz	2 dBi, Rubber swivel (ships with 900 MHz radios), RP-SMA connection
BWA-9O5-C	900 MHz	5 dBi, Rubber swivel, RP-SMA connection
BWA-9O2-RA	900 MHz	2 dBi, Rubber fixed right-angle, RP-SMA connection
BWA-9O2-RA2	900 MHz	2 dBi 1/2 wave, Rubber fixed right-angle, 160 mm tall, RP-SMA connection
BWA-2O2-001	2.4 GHz	2 dBi, 18 inch cable, 1/2" SS NPT Port
BWA-2O2-002	2.4 GHz	2 dBi, 18 inch cable, 3/4" SS NPT Port
BWA-2O2-D	2.4 GHz	2 dBi, 18 inch cable, RP-SMA Box Mount
BWA-9O2-001	900 MHz	2 dBi, 18 inch cable, 1/2" SS NPT Port
BWA-9O2-002	900 MHz	2 dBi, 18 inch cable, 3/4" SS NPT Port
BWA-9O2-D	900 MHz	2 dBi, 18 inch cable, RP-SMA Box Mount



BWA-2O6-A	2.4 GHz	6 dBi, Fiberglass, 16 in (shown), N-Type connection
BWA-2O8-A	2.4 GHz	8.5 dBi, Fiberglass, 24 in, N-Type connection
BWA-9O6-A	900 MHz	6 dBi, Fiberglass, N-Type connection
BWA-9O6-AS	900 MHz	6 dBi, Fiberglass, 1/4 Wave, 23.6 in (1.3 inch diameter), N-Type connection
BWA-9O8-AS	900 MHz	8 dBi, Fiberglass, 3/4 Wave, 63 in (1.5 inch diameter), N-Type connection

Yagi



BWA-9Y6-A	900 MHz	6.5 dBd, 6.8 × 13 inches Outdoor, N-Type connection
BWA-9Y10-A	900 MHz	10 dBd, 6.8 × 24 inches Outdoor, N-Type connection

Cellular (CDMA multi band)



BWA-CELLA-002	2 dBi, 6.3 in blade style, RP-SMA male connection

Antenna Cables



Antenna Cables: RP-SMA to RP-SMA

BWC-1MRSFRSB0.2	RG58, RP-SMA Male to RP-SMA Female Bulkhead, 0.2 m
BWC-1MRSFRSB1	RG58, RP-SMA Male to RP-SMA Female Bulkhead, 1 m
BWC-1MRSFRSB2	RG58, RP-SMA Male to RP-SMA Female Bulkhead, 2 m
BWC-1MRSFRSB4	RG58, RP-SMA Male to RP-SMA Female Bulkhead, 4 m
BWC-2MRSFRS3	LMR200, RP-SMA Male to RP-SMA Female, 3 m
BWC-2MRSFRS6	LMR200, RP-SMA Male to RP-SMA Female, 6 m
BWC-2MRSFRS9	LMR200, RP-SMA Male to RP-SMA Female, 9 m
BWC-2MRSFRS12	LMR200, RP-SMA Male to RP-SMA Female, 12 m



Antenna Cables: RP-SMA to N-Type

BWC-1MRSMN05	LMR100 RP-SMA to N-Type Male, 0.5 m
BWC-1MRSMN2	LMR100 RP-SMA to N-Type Male, 2 m



Antenna Cables: N-Type

BWC-4MNFN3	LMR400 N-Type Male to N-Type Female, 3 m
BWC-4MNFN6	LMR400 N-Type Male to N-Type Female, 6 m
BWC-4MNFN15	LMR400 N-Type Male to N-Type Female, 15 m
BWC-4MNFN30	LMR400 N-Type Male to N-Type Female, 30 m





Surge Suppressors

BWC-LFNBMN-DC	Surge Suppressor, bulkhead, N-Type Female, N-Type Male, dc Blocking
BWC-LMRSFRPB	Surge Suppressor, bulkhead, RPSMA to RP-SMA



Antenna Housing

BWA-HW-016	Antenna Feedthrough, Stainless Steel, 1/2" NPT
BWA-HW-017	Antenna Feedthrough, Stainless Steel 3/4" NPT

Batteries

	**BWA-BATT-001**	3.6 V Lithium D cell for hazardous or nonhazardous locations, one battery
	**BWA-BATT-006**	3.6 V Lithium AA cell, two batteries
	**BWA-BATT-011**	3.6 V Lithium D cell for non-hazardous locations only, one battery
	**BWA-BATT-013**	3.6 V Lithium C cell, one battery
	**DX81-LITH**	Battery Supply Module with mounting hardware
	**DX81P6**	Battery Supply Module, six “D” cells, with mounting hardware

Brackets



BWA-BK-004

- Mounts both the K50U Ultrasonic sensor and a Wireless Q45U Node or DX80 Node



BWA-BK-006

- Mounts both the K50U Ultrasonic sensor and a Wireless Q45U Node



BWA-BK-008

- Magnetic coaxial mount for round objects
- Includes SMB42FLAT stainless steel bracket, 1/4"-28 screw mount, and 1 piece of 3M™ thermally conductive adhesive transfer tape 42 mm × 42 mm



BWA-BK-009

- Mounts the device to a surface using two-part epoxy
- Alignment mark indicates the front of device
- Includes a base plate, two screw retainers, four mounting screws, a set screw, and a mounting disc



BWA-BK-010

- Includes a magnetic mounting bracket and four mounting screws
- 44.5 mm × 49.5 mm
- SmCo magnet with a 40 lb pull strength
- For use on flat or curved surfaces



BWA-BK-011

- Backside magnetic mount for the Q45 Sensors
- Includes one bracket, three screws, and a magnetic cup
- 60 mm × 40 mm
- For use on a flat surface



BWA-BK-013

- Includes magnetic mounting bracket and four mounting screws (two sets of mounting screws for both the aluminum and stainless steel models)
- 30 mm × 30 mm

	**BWA-BK-019**	• Magnet mount for curved surfaces • 30 mm × 30 mm, 14.4 mm thick • Includes four M2.5 × 16 mm socket head cap screws
	**BWA-BK-022**	• Use when measuring high frequency vibrations or when mounting the sensor to curved surfaces • Includes aluminum bracket, four mounting screws, one ¼-28 × 1/2 screw mount, and one piece of 3M™ thermally conductive adhesive transfer tape • 30 mm × 30 mm • Refer to the Bracket Assembly Quick Start Guide for installation instructions (p/n 213323)
	BWA-BK-023	• Use when measuring high frequency vibrations or when mounting the sensor to curved surfaces • Includes stainless steel bracket, four mounting screws, and one ¼-28 × 1/2 screw mount • 30 mm × 30 mm • Refer to the Bracket Assembly Quick Start Guide for installation instructions (p/n 213323)
	**BWA-BK-024**	• Disk Vibration Mount • 10-32 thread 25 mm diameter • Stainless steel
	**BWA-BK-025**	• Includes a magnetic mounting bracket and four mounting screws • For use on flat or curved surfaces • SmCo magnet with a 40 lb pull strength • 44.5 mm × 54 mm; 15.6 mm thick
	**BWA-BK-026**	• Includes a base plate, two screw retainers, four mounting screws, a set screw, and a mounting disc • Mounts the device to a surface using two-part epoxy • Alignment mark indicates the front of device • 44.5 mm × 54 mm
	**SMBAMS18RA**	• Right-angle SMBAMS series bracket with 18 mm hole • Articulation slots for 90+° rotation • 12-ga. (2.6 mm) cold-rolled steel
	**SMBDX80DIN**	• Black reinforced thermoplastic bracket for mounting on a 35 mm DIN rail

Communication Cables



BWA-DRSPLITTER	DB9 Splitter Cable, Splitter cable, DB9 Female (RS232) trunk to 5-pin M12 male and female - 11.8 inch branches and trunk



BWA-E2M	Ethernet cable, RSCD RJ45 440, 2 m
BWA-E8M	Ethernet cable, RSCD RJ45 440, 8 m
BWA-EX2M	Ethernet cable, crossover, RSCD RJ45CR 440, 2 m



BWA-HW-006	Adapter cable, USB to RS-485, for use with the User Configuration Tool software (UCT)



BWA-UCT-900	Adapter cable with power, USB to RS-485, for use with the User Configuration Tool software (UCT), supplies power to 1 Watt radios



BWA-USB1WIRE-001	PC USB to 1-wire Serial Interface converter. Use with the Sensor Configuration Tool software to communicate directly with 1-wire Serial Interface sensors



BWA-HW-026	Splitter cable with a wall plug to supply external power to a MultiHop Radio operating at 1 Watt while it is connected to a computer
BWA-RIBBON-001	Ribbon cable, 20-pin DBL socket

Enclosures and Panels













BWA-AH66SPK	Swing Panel Kit, 6 × 6 in, Includes Mounts, Screws, and Panel
BWA-AH86SPK	Swing Panel Kit, 8 × 6 in, Includes Mounts, Screws, and Panel
BWA-AH108SPK	Swing Panel Kit, 8 × 10 in, Includes Mounts, Screws, and Panel
BWA-AH1210SPK	Swing Panel Kit, 12 × 10 in, Includes Mounts, Screws, and Panel
BWA-AH1412SPK	Swing Panel Kit, 14 × 12 in, Includes Mounts, Screws, and Panel
BWA-AH1614SPK	Swing Panel Kit, 16 × 14 in, Includes Mounts, Screws, and Panel
BWA-AH1816SPK	Swing Panel Kit, 18 × 16 in, Includes Mounts, Screws, and Panel
BWA-BP66A	Back Panel, aluminum, 6 × 6 in
BWA-BP86A	Back Panel, aluminum, 6 × 6 in
BWA-BP108A	Back Panel, aluminum, 8 × 10 in
BWA-BP1210A	Back Panel, aluminum, 12 × 10 in
BWA-BP1412A	Back Panel, aluminum, 14 × 12 in
BWA-BP1614A	Back Panel, aluminum, 16 × 14 in
BWA-BP1816A	Back Panel, aluminum, 18 × 16 in
BWA-EF866	Enclosure Fiberglass Hinged 8 × 6 × 6 in
BWA-EF1086	Enclosure Fiberglass Hinged 10 × 8 × 6 in
BWA-PANEL86	Panel, 8 × 6 in
BWA-PANEL108	Panel, 10 × 8 in
BWA-AH6DR	Din Rail Kit 6 in (Includes 2 Tribolar Screws and DIN Rail)
BWA-AH8DR	Din Rail Kit 8 in (Includes 2 Tribolar Screws and DIN Rail)
BWA-AH10DR	Din Rail Kit 10 in (Includes 2 Tribolar Screws and DIN Rail)
BWA-AH12DR	Din Rail Kit 12 in (Includes 2 Tribolar Screws and DIN Rail)
BWA-AH14DR	Din Rail Kit 14 in (Includes 2 Tribolar Screws and DIN Rail)
BWA-AH16DR	Din Rail Kit 16 in (Includes 2 Tribolar Screws and DIN Rail)
BWA-AH18DR	Din Rail Kit 18 in (Includes 2 Tribolar Screws and DIN Rail)
DIN-35-70	35 mm DIN Rail Track, 70 mm length track
DIN-35-105	35 mm DIN Rail Track, 105 mm length track
DIN-35-140	35 mm DIN Rail Track, 140 mm length track
DIN-35-180	35 mm DIN Rail Track, 180 mm length track
DIN-35-220	35 mm DIN Rail Track, 220 mm length track
BWA-AHTBS	DIN Rail Kit, Trilobular/self-threading screws, #10-32 × 0.375 PHL PH ZINC, 10 pack

Hardware Packets

	**BWA-CG.5-2X2.5-10**	Cable Glands, 1/2-in NPT, Cordgrip for 2 holes of 1.2 to 2.5 mm diameter, 10 Pack
	**BWA-CG.5-10**	Cable Glands, 1/2-in NPT, Cordgrip for 3 holes of 2.8 to 5.6 mm diameter, 10 Pack
	**BWA-CG.5-3X5.6-10**	Cable Glands, 1/2-in NPT, Cordgrip for 3 holes of 2.8 to 5.6 mm diam, 10 Pack
	**BWA-CG.5-6X3.0-10**	Cable Glands, 1/2-in NPT, Cordgrip for 6 holes of 1.5 to 3 mm diameter, 10 Pack
	**BWA-CG.5-6X4.0-10**	Cable Glands, 1/2-in NPT, Cordgrip for 6 holes of 2 to 4 mm diameter, 10 Pack
	**BWA-HW-052**	Cable Gland Pack: 1/2-in NPT gland, 1/2-inch NPT multi-cable gland, and 1/2-inch NPT vent plug
	**BWA-HW-053**	Plug Conduit, Plastic Hex, 1/2-14 NPT, for 1.2 to 2.5 mm dia
	**BWA-HW-031**	Vent Plug, 1/2-in NPT, IP67
	**BWA-HW-032**	Access hardware for the E housing, one 1/2-inch plug, one 1/2-inch gland
	**BWA-HW-034**	• DIN rail clip, black plastic • Used with the M-HBx MultiHop and -PBx Performance board modules
	BWA-AHAK	Accessory Kit: includes all screws, inserts and mounting feet (replacement only)

I-O Expansion



DX85M0P0M4M4	DX85 Modbus RTU Remote I/O, 4 Analog IN, 4 Analog OUT (0 to 20 mA)
DX85M4P4M2M2	DX85 Modbus RTU Remote I/O, 4 Discrete IN, 4 Discrete OUT, 2 Analog IN, 2 Analog OUT (0 to 20 mA)
DX85M-P8	DX85 Modbus RTU Remote I/O, Up to 12 sourcing inputs or up to 12 sourcing outputs (for a total of 12 I/O)



BWA-RELAY-12V	Relay, Blade Style with Base, 12 V
BWA-RELAY-24V	Relay, Blade Style with Base, 24 V



BWA-RH1B-UDC12V	Relay, Blade Style, No Base, 12 V (replacement part)
BWA-RH1B-UDC24V	Relay, Blade Style, No Base, 24 V (replacement part)



BWA-SH1B-05	Relay Base Only (replacement part)



IB6RP	Interface Relay Box, 18 to 26 V dc inputs, isolated relay outputs (not shown)

NOTE: Add a “C” to the end of any DX85 model to order that I/O mix with an IP20 housing. The IP20 models are Class I, Division 2 certified when installed in a suitable enclosure.

Power Cordsets

Pre-wired



Model	Style
BWA-QD5.5	Prewired 5-pin M12 quick disconnect (QD), 1/2-14 NBSM
BWA-QD8.5	Prewired 8-pin M12 quick disconnect (QD), 1/2-14 NBSM
BWA-QD12.56	Prewired 12-pin M12 quick disconnect (QD), 1/2-14 NBSM

M12 — Single-Ended

Right-angle cordsets are not compatible with the DX70 devices. When facing the Node or Gateway toward you and the quick-disconnect connection is facing down, the right-angle cables exit to the right.

When using the FlexPower® Node with integrated battery, use a double-ended cordset. When using a FlexPower Node with external power supply, use a single-ended cordset. If using the communication lines, the cable length cannot exceed 3 meters (10 ft).





Model	Length	Style	Dimensions	Pinout
MQDC1-501.5	0.50 m (1.5 ft)	Straight	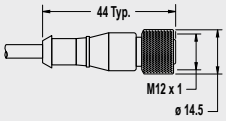	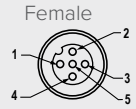 1 = Brown 2 = White 3 = Blue 4 = Black 5 = Gray
MQDC1-506	1.83 m (6 ft)			
MQDC1-515	4.57 m (15 ft)			
MQDC1-530	9.14 m (30 ft)			
MQDC1-506RA	1.83 m (6 ft)	Right-Angle	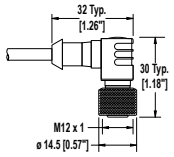	
MQDC1-515RA	4.57 m (15 ft)			
MQDC1-530RA	9.14 m (30 ft)			

M12 — Double-Ended

Right-angle cordsets are not compatible with the DX70 devices. When facing the Node or Gateway toward you and the quick-disconnect connection is facing down, the right-angle cables exit to the right.

When using the FlexPower® Node with integrated battery, use a double-ended cordset. When using a FlexPower Node with external power supply, use a single-ended cordset. If using the communication lines, the cable length cannot exceed 3 meters (10 ft).



Model	Length	Style	Dimensions	Pinout
MQDEC-501SS	0.31 m (1.02 ft)	Straight	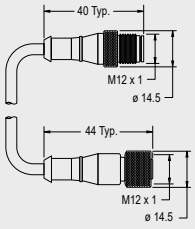	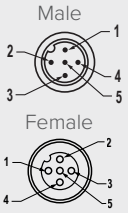 1 = Brown 2 = White 3 = Blue 4 = Black 5 = Gray
MQDEC-503SS	0.91 m (2.99 ft)			
MQDEC-506SS	1.83 m (6 ft)			
MQDEC-512SS	3.66 m (12 ft)			

Splitter Cables

Use CSRB-M1250M125.47M125.73 to split power between two FlexPower® or solar powered devices. DO NOT use this cable to connect a FlexPower devices to a 10 to 30 V dc powered device.

Use CSRB-M1253.28M1253.28M1253.28 to connect one FlexPower device (data radio, FlexPowered Gateway, etc) to two power sources, such as the FlexPower Solar Supply and DX81P6 Battery Pack.



Model	Length	Style	Pinout
CSRB-M1250M125.47M125.73	Trunk: 0 m (male) Branches: 0.14 m and 0.22 m (female)	Straight	Male / Female 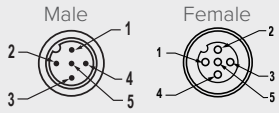 1 = Brown 2 = White 3 = Blue 4 = Black 5 = Green/Yellow

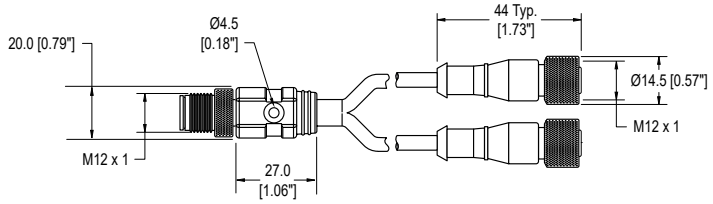



Model	Length	Style	Pinout
CSRB-M1253.28M1253.28M1253.28	Trunk: 1 m (female) Branches: 1 m (male)	Straight	Male / Female 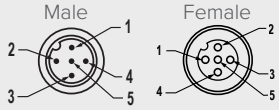 1 = Brown 2 = White 3 = Blue 4 = Black 5 = Green/Yellow

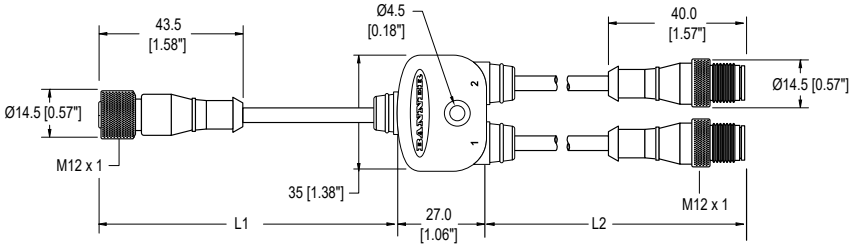

Power Cordsets (continued)



Model	Length	Style	Pinout
CSB-M1240M1240	Trunk: None Branches: None	Straight	Female Female 1 = Brown 2 = White 3 = Blue 4 = Black

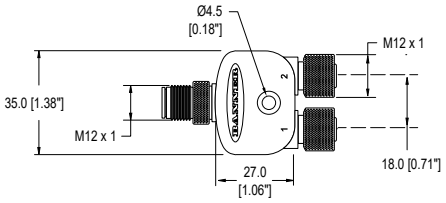



Model	Length	Style	Pinout
CSB-M1240M1241	Trunk: None (male) Branches: 0.3 m (female)	Straight	Female Female 1 = Brown 2 = White 3 = Blue 4 = Black

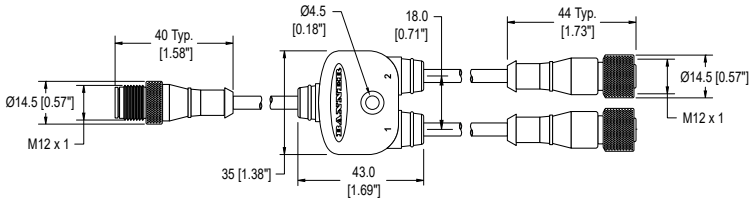

Model	Length	Style	Pinout
CSB-M1241M1241	Trunk: 0.30 m (male) Branch: 2 x 0.30 m (female)	Straight	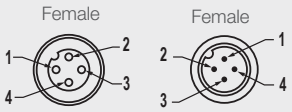 1 = Brown 2 = White 3 = Blue 4 = Black
CSB-M1248M1241	Trunk: 2.50 m (male) Branch: 2 x 0.30 m (female)	Straight	
CSB-M12415M1241	Trunk: 4.57 m (male) Branch: 2 x 0.30 m (female)	Straight	
CSB-M21425M1241	Trunk: 7.60 m (male) Branch: 2 x 0.30 m (female)	Straight	
CSB-UNT425M1241	Trunk: 7.60 m Unterminated	Straight	



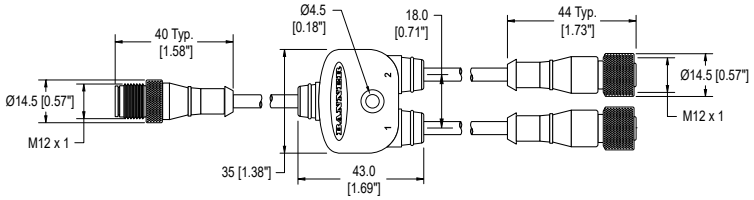

CSB4-M1251M1250	Branches: 0.0 Trunk: 0.3	No trunk	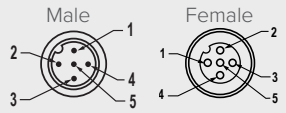 1 = Brown 2 = White 3 = Blue 4 = Black 5 = Gray

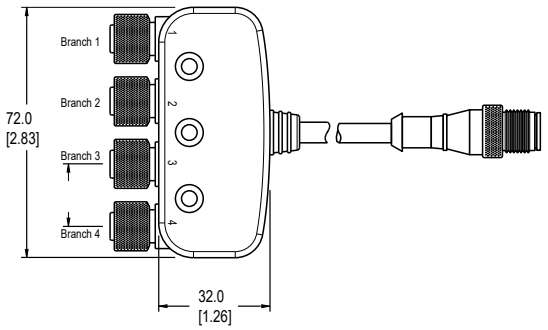

Power Cordsets (continued)



Model	Length	Style	Pinout
CSB-M1250M1250-T	2 x 0.30 m (1 ft)	0.30 m (1 ft)	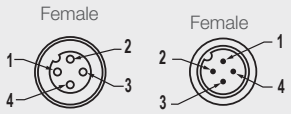 1 = Brown 2 = White 3 = Blue 4 = Black

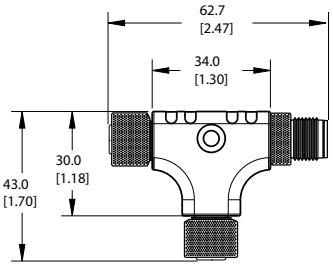

Receptacle



Model	Style	Dimensions	Pinout
BWA-HW-027	8-pin quick disconnect, female, 1/2-inch NPT (FK8-0.5/14.5/NPT)		

Connector



Model	Style	Dimensions	Pinout
FIC-M12F4	4-pin M12/Euro-style straight female field-wireable connector		

Power Supplies



PSD-24-4	DC power supply with wall plug, 90-264 V AC 50/60 Hz input, 24 V DC output, US-style wall plug input, 4-pin M12/Euro-style output; 2 m (6 ft) cable, UL Listed Class 2



PSDINP-24-06	DC power supply, 0.63 Amps, 24 V DC, with DIN Rail Mount, Class I Division 2 (Groups A, B, C, D) Rated
PSDINP-24-13	DC power supply, 1.3 Amps, 24 V DC, with DIN Rail Mount, Class I Division 2 (Groups A, B, C, D) Rated
PSDINP-24-25	DC power supply, 2.5 Amps, 24 V DC, with DIN Rail Mount, Class I Division 2 (Groups A, B, C, D) Rated



PSW-24-1	DC power supply with wall plug, 100-240 V AC 50/60 Hz input, 24 V DC 1 A output, UL Listed Class 2
PSWB-24-1	DC power supply with multi-blade wall plug,100–240 V AC 50/60 Hz input, 24 V DC 1 A output, UL Listed Class 2, barrel jack connector

Sensors

Sensors with a Serial Interface



QM30VT1	• Vibration and Temperature Sensor • Aluminum housing • 2.09 m (6.85 ft) cable with a 5-pin M12 male quick disconnect (QD)
QM30VT1-QP	• Vibration and Temperature Sensor • Aluminum housing • 150 mm (6 in) cable with a 5-pin M12 male quick disconnect (QD)
QM30VT1-SS	• Vibration and Temperature Sensor • Stainless steel housing • 2.09 m (6.85 ft) cable with a 5-pin M12 male quick disconnect (QD)



K50UX1ARA	• 1-wire serial interface ultrasonic sensor • Range: 100 mm to 1 m (3.94 in to 39.4 in)
K50UX1CRA	• 1-wire serial interface ultrasonic sensor • Range: 300 mm to 3 m (11.8 in to 118 in)

M12FTH4Q	• Temperature and humidity sensor • ±2% Accuracy, 1-wire serial interface • (Requires a 5-pin threaded M12 double-ended cordset less than 3 meters long, such as model DEE2R-5xD.)
M12FT4Q	• Temperature sensor • 1-wire serial interface • (Requires a 5-pin threaded M12 double-ended cordset less than 3 meters long, such as model DEE2R-5xD.)

Sensors with Modbus Interface



QM30VT2	• Vibration and temperature sensor, RS-485 Modbus interface • Detects dual-axis vibration • Aluminium housing • 3 m cable with a 5-pin M12/Euro-style male quick disconnect (QD)
QM30VT2-SS-QP	• Vibration and temperature sensor, RS-485 Modbus interface • Detects dual-axis vibration • 316L stainless steel housing • 150 mm (6 in) PVC cable with a 5-pin M12/Euro-style male quick disconnect (QD)
QM30VT2-SS-9M	• Vibration and temperature sensor, RS-485 Modbus interface • Detects dual-axis vibration • 316L stainless steel housing • 9.1 m (30 ft) cable with flying leads

	**K50UX1CRA**	• Modbus Slave device via RS-485 • Range: 100 mm to 1 m (3.94 in to 39.4 in)
	K50UX2CRA	• Modbus Slave Device via RS-485 • Range: 300 mm to 3 m (11.8 in to 118 in)
	**M12FTH3Q**	• Temperature and humidity sensor with RS-485 Modbus interface
	M12FT3Q	• Temperature sensor with RS-485 Modbus interface
	GPS50M	• 2.5 m positional accuracy • IP69K per DIN40050 • 5-30 V DC Supply Voltage

1.5.3 Thermistor, Pressure, Moisture, and CT Sensors

	**BWA-625-10000-1-1-8-25**	• NoShok Series 625 Intrinsically Safe Pressure Transmitter, model 625-10000-1-1-8-25 • 0 to 10000 psig, 4–20 mA • 1/2" NPT, M12 QD, FM and CSA approved
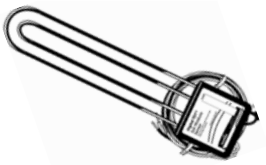	**BWA-ACC-SEN-SDI**	• Acclima SDI-12 Soil Moisture Transducer
	**BWA-CURRENT-TRANSFORMER-150A**	• Split-Core Current Transformer • 5–150 A Input, 0.333 V Output
	BWA-CURRENT-TRANSFORMER-20A	• Split-Core Current Transformer • 5–20 A Input, 0.333 V Output
	**BWA-PRESSURE-SENSOR-15L**	• 0-15 PSIG (10.5 m depth) • 60 ft cable with vent tube

Sensors (continued)

	**BWA-PRESSURE-SENSOR-50**	• 0–50 PSIG • 1 meter flying leads • 1/4"-18 NPT port
	BWA-PRESSURE-SENSOR-500	• 0–500 PSIS • 1 meter flying leads
	BWA-PRESSURE-SENSOR-3000	• 0–3000 PSIS • 1 meter flying leads
	**BWA-S612-15-100**	• NoShok Series 612 Submersible Level Transmitter, model 612-15-1-1-N-100 • 0 to 15 psig, 100 foot cable
	**BWA-THERMISTOR-001**	• NTC Thermistor • 2.2 KOhms, +/-0.2%C, blue bead • For models: DX80N9X2S2N2T/C, DX99N9X2S2N0T4X0A0, and DX99N9X1S2N0T4X0D0
	BWA-THERMISTOR-002	• NTC Thermistor • 10 KOhms, +/-0.2%C, black bead • For Performance models -P1/C/E, and MultiHop models MH1/C/E- 2 pack
	**BWA-THERMISTOR-PROBE-003**	• Temperature sensor with thermistor PS103G2 • Beta Value(K) 0–50°C: 3575, Base thermistor accuracy of 0.2% • Operating Temperature Range: –20 °C to +105 °C (–4 °F to +221 °F) • Maximum Power Rating: 30 mW at 25 °C; derated to 1 mW at 125 °C • Dissipation Constant: 1 mW/°C, • Stainless steel finish; PVC insulation
	**FTH-FIL-001**	Filter for Temperature/Humidity Sensor Aluminum grill filter cap default filter
	**FTH-FIL-002**	Filter for Temperature/Humidity Sensor stainless steel sintered to 10µm porosity for high dust environments

Solar Panels



BWA-SOLAR CNTRL-12V	Solar Controller, 6 A Load Current, 12 V System Voltage, recommended for 20 W or less solar panel and a Sealed Lead Acid Battery (sold separately)
BWA-SOLAR PANEL 20W	Solar Panel, 12 V, 20 W, Multicrystalline, 573 × 357 × 30, "L" style mounting bracket included (does not include controller)
BWA-SOLAR PANEL 3W	Solar Panel, 12 V, 3 W, Multicrystalline, 188 × 195 × 15, Wall/Pole clamp style mounting bracket included (does not include controller)
BWA-SOLAR PANEL 5W	Solar Panel, 12 V, 5 W, Multicrystalline, 270 × 222 × 17, Wall/Pole clamp style mounting bracket included (does not include controller)

1-888-373-6767 • bannerengineering.com

© 2025 Banner Engineering Corp. Mpls, MN USA