4-pin A-Code Single-Ended and Double-Ended M12 CB60 Cordsets

Features

- 4-pin A-code single-ended or double-ended M12
- Straight and right-angle options
- Black TPU jacket with CB60 technology
- UV resistant
- Passes −40 °C cold impact
- Passes −60 °C cold bend
- Abrasion, cut-through, and impact-resistant
- Chemical resistant (water, oils, hydraulic fluids, fuels, ozone)

Models

	Connector		Cable		Length		Modifier
BC-	M12F4	-	U22	-	2	-	CB60

M12F4 = 4-pin Single-Ended M12 Female
M12F4A = 4-pin Single-Ended M12 Right-Angle Female
M12M4 = 4-pin Single-Ended M12 Male
M12M4A = 4-pin Single-Ended M12 Right-Angle Male
M12F4-M12M4 = 4-pin Double-Ended Female to Male
M12F4-M12M4A = 4-pin Double-Ended Female to Right-Angle Male
M12F4A-M12M4 = 4-pin Double-Ended Right-Angle Female to Male
M12F4A-M12M4A = 4-Pin Double-Ended Right-Angle Female to Right-Angle Male

U22 = 22 AWG
Length (m)
CB60 = CB60 Technology

Female single-ended cordsets

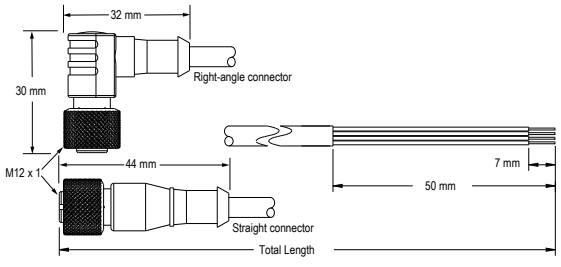



1 = Brown
2 = White
3 = Blue
4 = Black
5 = Unused

Male single-ended cordsets

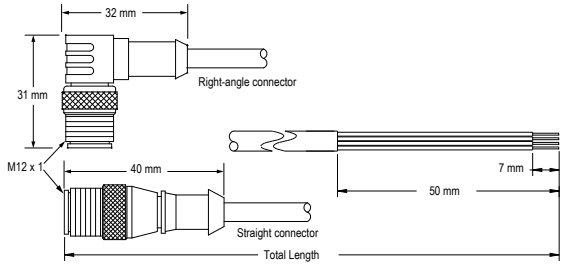

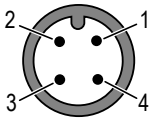

1 = Brown
2 = White
3 = Blue
4 = Black

Female and male double-ended cordsets

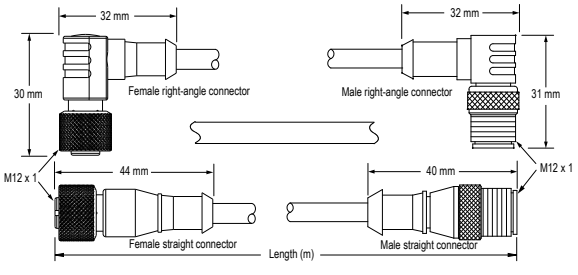

Original Instructions
26-May-26

© Banner Engineering Corp. All rights reserved.
www.bannerengineering.com

250847
p/n: 250847 Rev. B

ПРОМЭЛЕКТРОНИКА/ sales@prom-elec.com

Specifications

Current Rating

4 A

Voltage Rating

30 V

Recommended Bend Radius

Static: 5× the outside diameter

Dynamic: 10× the outside diameter

AWG

22 AWG

Outer Diameter

6 mm

Coding

A

Construction

Coupling nut material: Nickel-plated brass

Contact carrier: Black nylon

Connector body: Black TPU

Jacket material: Black TPU

Connections

4-pin M12 female or male quick disconnect, depending on the model ordered

Vibration and Mechanical Shock

Meets IEC 60068-2-6 requirements (Vibration: 10 Hz to 500 Hz; 0.35 mm amplitude, 6-hour sweep cycle, 10 sweep cycles)

Meets IEC 60068-2-27 requirements (Shock: 50G, half-sine wave, 11 ms duration)

Operating Conditions

Operating and storage temperature: −60 °C to 105 °C (−76 °F to 221 °F)

90% at +50 °C maximum relative humidity (non-condensing)

Cable: VW-1 and FT1 Flame Test

Environmental Rating

IP66, IP67, IP68

Certifications

Banner Engineering BV
Park Lane, Culliganlaan 2F bus 3
1831 Diegem, BELGIUM

Banner Engineering Corp Limited Warranty

Banner Engineering Corp. warrants its products to be free from defects in material and workmanship for one year following the date of shipment. Banner Engineering Corp. will repair or replace, free of charge, any product of its manufacture which, at the time it is returned to the factory, is found to have been defective during the warranty period. This warranty does not cover damage or liability for misuse, abuse, or the improper application or installation of the Banner product.

THIS LIMITED WARRANTY IS EXCLUSIVE AND IN LIEU OF ALL OTHER WARRANTIES WHETHER EXPRESS OR IMPLIED (INCLUDING, WITHOUT LIMITATION, ANY WARRANTY OF MERCHANTABILITY OR FITNESS FOR A PARTICULAR PURPOSE), AND WHETHER ARISING UNDER COURSE OF PERFORMANCE, COURSE OF DEALING OR TRADE USAGE.

This Warranty is exclusive and limited to repair or, at the discretion of Banner Engineering Corp., replacement. **IN NO EVENT SHALL BANNER ENGINEERING CORP. BE LIABLE TO BUYER OR ANY OTHER PERSON OR ENTITY FOR ANY EXTRA COSTS, EXPENSES, LOSSES, LOSS OF PROFITS, OR ANY INCIDENTAL, CONSEQUENTIAL OR SPECIAL DAMAGES RESULTING FROM ANY PRODUCT DEFECT OR FROM THE USE OR INABILITY TO USE THE PRODUCT, WHETHER ARISING IN CONTRACT OR WARRANTY, STATUTE, TORT, STRICT LIABILITY, NEGLIGENCE, OR OTHERWISE.**

Banner Engineering Corp. reserves the right to change, modify or improve the design of the product without assuming any obligations or liabilities relating to any product previously manufactured by Banner Engineering Corp. Any misuse, abuse, or improper application or installation of this product or use of the product for personal protection applications when the product is identified as not intended for such purposes will void the product warranty. Any modifications to this product without prior express approval by Banner Engineering Corp will void the product warranties. All specifications published in this document are subject to change; Banner reserves the right to modify product specifications or update documentation at any time. Specifications and product information in English supersede that which is provided in any other language. For the most recent version of any documentation, refer to: www.bannerengineering.com.

For patent information, see www.bannerengineering.com/patents.

© Banner Engineering Corp. All rights reserved.
www.bannerengineering.com