TABLE 1		
P/N	MODEL NUMBER	"L1"
815450	BC-M23F12-22-1	1000 +40/-0
815451	BC-M23F12-22-2	2000 +80/-0
815452	BC-M23F12-22-5	5000 +200/-0
815453	BC-M23F12-22-10	10000 +400/-0
815454	BC-M23F12-22-15	15000 +600/-0
815455	BC-M23F12-22-20	20000 +800/-0

REVISION HISTORY			
REV	DESCRIPTION	DATE	APPROVERS
A	INITIAL APPROVAL;	5-2-24	J.ESHELMAN G.SCHRAUT

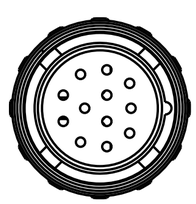

P1

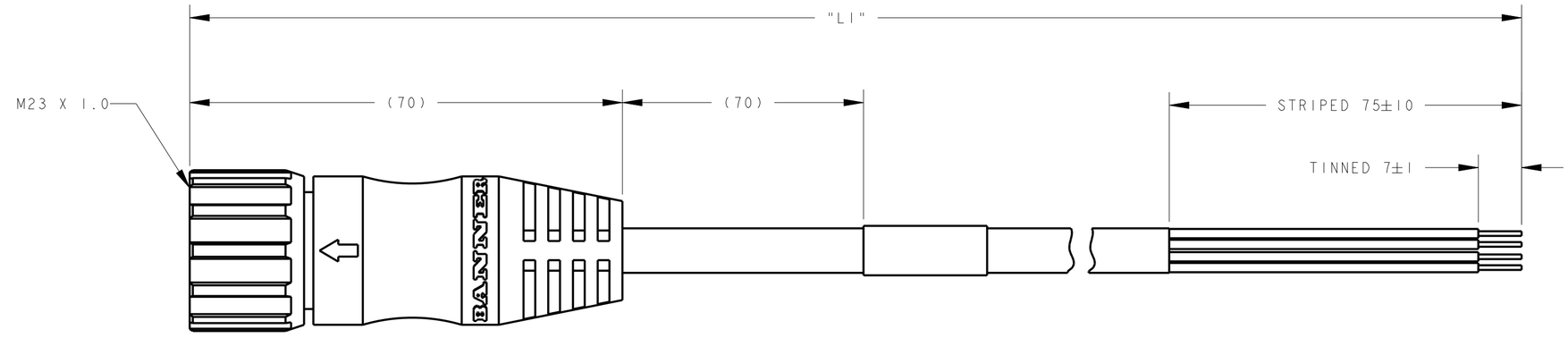

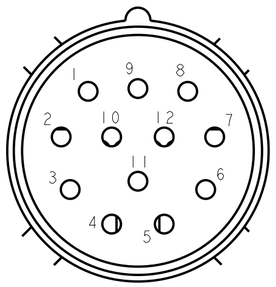

VIEW FROM FRONT(FEMALE)
SCALE 3:1

CONNECTOR PIN-OUT			
PIN	WIRE COLOR	PIN	WIRE COLOR
1	WHITE	7	BLUE
2	BROWN	8	RED
3	GREEN	9	ORANGE
4	YELLOW	10	TYRIAN PURPLE
5	GREY	11	BLACK
6	PINK	12	VIOLET

ALL SHEETS ARE THE SAME REVISION STATUS

DIMENSIONS ARE IN MILLIMETERS
UNLESS OTHERWISE SPECIFIED
TOLERANCE ON ANGLE: ±3°
X ±0.5
.X ±0.3
.XX ±0.15
INTERPRET DIMENSIONS & TOLERANCES
PER ASME Y14.5M - 2009

THIRD ANGLE PROJECTION

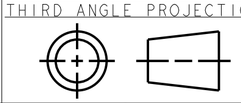

This drawing is the property of BANNER ENGINEERING CORP. and is proprietary in general and in detail. Its contents shall not be revealed to outsise parties without written consent of BANNER.

DRAWN BY J. ESHELMAN	DATE 5-2-24	
APPROVED BY G. SCHRAUT	DATE 5-2-24	
APPROVED BY	DATE	

BANNER ENGINEERING CORP.
9714 TENTH AVENUE NORTH
MINNEAPOLIS, MN 55441

TITLE
DWG BC-M23F12-22-X

SIZE	DRAWING NO.	REV.
C	242011	A

SCALE	SHEET
3:2	1 OF 1

CREO

ПРОМЭЛЕКТРОНИКА/ sales@prom-elec.com