Right-Angle Brackets

12 mm Brackets

SMB12MM
- 12-gauge, stainless steel, right-angle mounting bracket for barrel-style sensors with 12 mm threads
- Curved mounting slot allows the bracket ±10° of lateral movement
- Mounting holes accommodate #8 hardware
- CAD Files: DXF, PDF, IGS, STP

Hole center spacing: A to B = 26.0
Hole size: A = ø 4.6, B = 12.8 x 4.6, C= ø 12.3

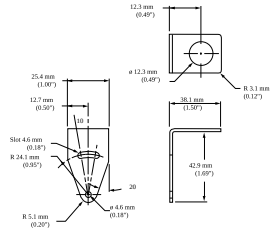

SMBQ12T
- Right-angle bracket
- 20-ga. 300 series stainless steel
- CAD Files: DXF, PDF, IGS, STP

Hole center spacing: A to B = 7.6
Hole size: A = 3.5 x 8.1, B=ø 3.2

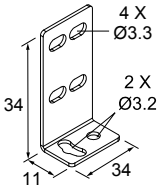

SMBQS12PD
- Right-angle, nose-mount bracket
- 16-ga. 300 series stainless steel
- CAD Files: DXF, PDF, IGS, STP

Hole center spacing: A to B = 14.0
Hole size: A = ø 3.5, B = 3.5 x 10.6, C = ø 13.0

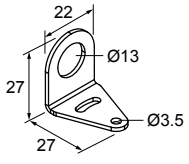

18 mm Brackets

SMB18A
- Right-angle mounting bracket with a curved slot for versatile orientation
- 12-ga. stainless steel
- 18 mm sensor mounting hole
- Clearance for M4 (#8) hardware
- CAD Files: DXF, PDF, IGS, STP

Hole center spacing: A to B = 24.2
Hole size: A = ø 4.6, B = 17.0 × 4.6, C = ø 18.5

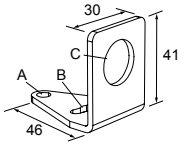

SMB18Q
- Right-angle flanged bracket
- 18 mm sensor mounting hole
- 12-ga. stainless steel
- CAD Files: DXF, PDF, IGS, STP

Hole center spacing: A to B = 24.2
Hole size: A = ø 4.6, B = 17.0 × 4.6, C = ø 19.0

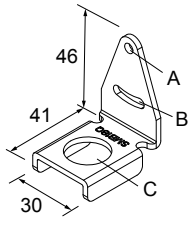

SMB312PD
- Right-angle mounting bracket with a curved slot for versatile orientation
- 12-ga. stainless steel
- 18 mm sensor mounting hole
- Clearance for M4 (#8) hardware
- CAD Files: DXF, PDF, IGS, STP

Hole center spacing: A to B = 24.2
Hole size: A = ø 4.6, B = 17 × 4.6, C = ø 18.5

NOTE: Not for use with plastic fiber optic sensors

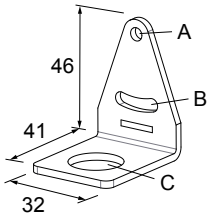

SMBAMS18RA
- Right-angle SMBAMS series bracket with 18 mm hole
- Articulation slots for 90+° rotation
- 12-ga. (2.6 mm) cold-rolled steel
- CAD Files: DXF, PDF, IGS, STP

Hole center spacing: A = 26.0, A to B = 13.0
Hole size: A = 26.8 × 7.0, B = ø 6.5, C = ø 19.0

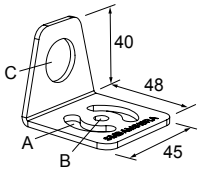

Continued on page 2

© Banner Engineering Corp. All rights reserved.
www.bannerengineering.com

b_51963053
p/n: b_51963053 Rev. C

ПРОМЭЛЕКТРОНИКА/ sales@prom-elec.com

Continued from page 1

SMBQS18AF
- Right-angle mounting bracket
- 14-ga. 304 stainless steel
- CAD Files: DXF, PDF, IGS, STP

Hole center spacing: A to B = 20.3
Hole size: A = 4.3 × 9.4, B = ø 4.3

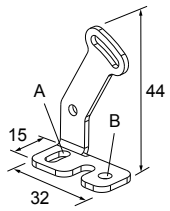

SMBQS18RA
- Right-angle mounting bracket
- 14-ga. 304 stainless steel
- CAD Files: DXF, PDF, IGS, STP

Hole center spacing: A to B = 20.3
Hole size: A = 4.3 × 9.3, B = ø 4.3

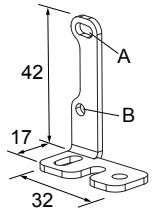

22 mm Brackets

SMB22A
- Right-angle bracket with curved slot for versatile orientation
- 12-ga. stainless steel
- Mounting hole for 22 mm sensor
- CAD Files: DXF, PDF, IGS, STP

Hole center spacing: A to B = 26.0
Hole size: A = ø 4.6, B = 4.6 x 16.9, C = 22.2

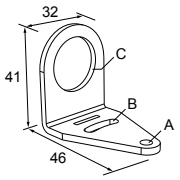

SMBAMS22RA
- Right-angle SMBAMS series bracket with 22 mm hole for mounting sensors
- Articulation slots for 90+° rotation
- 12-ga. (2.6 mm) cold-rolled steel
- CAD Files: DXF, PDF, IGS, STP

Hole center spacing: A = 26.0, A to B = 13.0
Hole size: A = 26.8 x 7.0, B = ø 6.5, C = ø 22.5

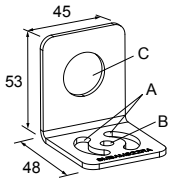

30 mm Brackets

SMB30A
- Right-angle bracket with curved slot for versatile orientation
- Clearance for M6 (¼ in) hardware
- Mounting hole for 30 mm sensor
- 12-gauge stainless steel
- CAD Files: DXF, PDF, IGS, STP

Hole center spacing: A to B=40
Hole size: A=ø 6.3, B= 27.1 × 6.3, C=ø 30.5

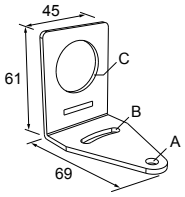

SMB30MM
- 12-gauge stainless steel bracket with curved mounting slots for versatile orientation
- Clearance for M6 (¼ in) hardware
- Mounting hole for 30 mm sensor
- CAD Files: DXF, PDF, IGS, STP

Hole center spacing: A=51, A to B=25.4
Hole size: A=42.6 × 7, B=ø 6.4, C=ø 30.1

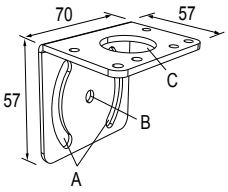

SMB30Q
- Right-angle flanged mounting bracket with curved slot for versatile orientation
- 12-gauge stainless steel
- Mounting hole for 30 mm sensor
- CAD Files: DXF, PDF, IGS, STP

Hole center spacing: A to B=40
Hole size: A=ø 6.3, B=ø 27.1 × 6.3, C=ø 30.7

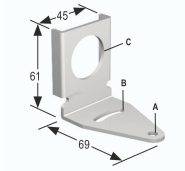

SMBAMS30RA
- Right-angle SMBAMS series bracket
- 30 mm hole for mounting sensors
- Articulation slots for 90°+ rotation
- 12-gauge (2.6 mm) cold-rolled steel
- CAD Files: DXF, PDF, IGS, STP

Hole center spacing: A=26.0, A to B=13.0
Hole size: A=26.8 × 7.0, B=ø 6.5, C=ø 31.0

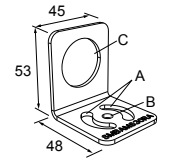

SMBAMS30RLJ
- Right-angle SMBAMS series bracket with 70 × 40 mm space for label
- 30 mm hole for mounting sensor
- Articulation slots for 90°+ rotation
- 12-gauge (2.6 mm) cold-rolled steel
- CAD Files: DXF, PDF, IGS, STP

Hole center spacing: A=26.0, A to B=13.0
Hole size: A=26.8 × 7.0, B=ø 6.5, C=ø 31.0

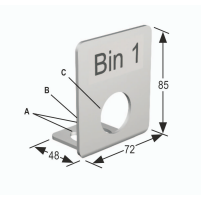

SMBAMS30RLS
- Right-angle SMBAMS series bracket with 62 × 26 mm space for label
- 30 mm hole for mounting sensor
- Articulation slots for 90°+ rotation
- 12-gauge (2.6 mm) cold-rolled steel
- CAD Files: DXF, PDF, IGS, STP

Hole center spacing: A=26.0, A to B=13.0
Hole size: A=26.8 × 7.0, B=ø 6.5, C=ø 31.0

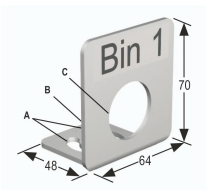

SMBQS30L
- Right-angle bracket for cable sensor models
- Clearance for M4 (#8) hardware
- ± 12° tilt adjustment
- 14-gauge stainless steel
- CAD Files: DXF, PDF, IGS, STP

Hole center spacing: A to B=35.0
Hole size: A=ø 4.3, B=ø 4.25×16.3



SMBQS30LT
- Tall right-angle bracket for QD models
- ± 8° tilt adjustment
- 14-gauge stainless steel
- CAD Files: DXF, PDF, IGS, STP

Hole center spacing: A to B=35.0
Hole size: A=ø 4.3, B=ø 4.25×16.3



© Banner Engineering Corp. All rights reserved. www.bannerengineering.com

LMBxx Lighting Brackets

LMB30LP
- Low profile
- 30 mm mounting hole
- 300 series stainless steel
- CAD Files: DXF, PDF, IGS, STP

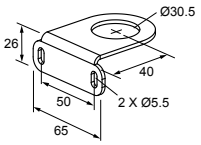

LMB36RA
- Indicator light right-angle mounting
- 36 mm mounting hole
- Stainless steel
- CAD Files: DXF, PDF, IGS, STP

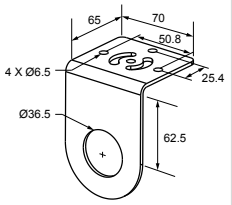

LMBE12RA35
- Direct mounting of stand-off pipe, with common bracket type
- Zinc-plated steel
- 1/2-14 NPSM nut
- Mounting distance from the wall to the center of the 1/2-14 NPSM nut is 35 mm
- CAD Files: DXF, PDF, IGS, STP

Hole center spacing: 20.0

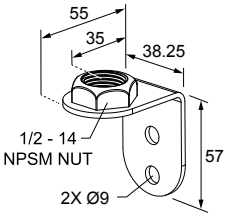

LMBE12RA45
- Direct mounting of stand-off pipe, with common bracket type
- Zinc-plated steel
- 1/2-14 NPSM nut
- Mounting distance from the wall to the center of the 1/2-14 NPSM nut is 45 mm
- CAD Files: DXF, PDF, IGS, STP

Hole center spacing: 35.0

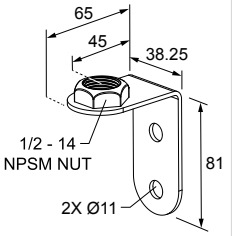

LMBWLC60RA
- Set of two right-angle brackets
- 300 series stainless steel
- Includes M6 button head screws for mounting to light
- Clearance for M6 or 1/4-20 mounting hardware
- CAD Files: DXF, PDF, IGS, STP

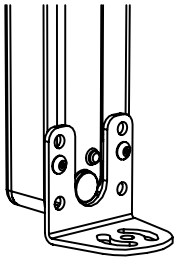

MBK Brackets

EZA-MBK-20
- Adapter brackets for mounting to engineered/slotted aluminum framing such as 80/20™ and Unistrut™. Angled slots allow mounting to 20 mm to 40 mm dual channel and center slot. allows mounting to single-channel framing
- Retrofit for Banner MINI-SCREEN
- Order **EZA-MBK-20U** for bracket with M5 and M6 mounting hardware
- CAD Files: DXF, PDF, IGS, STP

Hole size: A = ø7 × 25 (2); B = ø7 × 18; C = ø21.5; D = ø4.8 × 10.2;

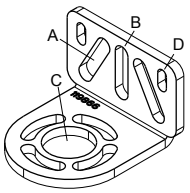

EZA-MBK-21
- Mounting bracket system for L configuration of two cascaded EZ-SCREEN light screens
- M5 and M6 mounting hardware
- CAD Files: DXF, PDF, IGS, STP

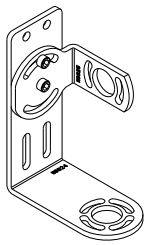

LPA-MBK-120
- Pair of angled L brackets for two cascaded emitter/receiver pairs
- Fixed 120° orientation
- +10°/-30° sensor rotation
- 14-ga. (1.9 mm) steel, black zinc plated
- CAD Files: IGS, STP

Hole center spacing: A , B , C = 10, B to C = 50
Hole size: A = ø 5.8; B , C = 15.5 × 5.5

LPA-MBK-135
- Pair of angled L brackets for two cascaded emitter/receiver pairs
- Fixed 135° orientation
- +10°/-30° sensor rotation
- 14-ga. (1.9 mm) steel, black zinc plated
- CAD Files: IGS, STP

Hole center spacing: A , B , C = 10.0, B to C = 50.0
Hole size: A = ø 5.8; B , C = 15.5 × 5.5

LPA-MBK-21
- Pivoting “L” bracket system for two cascaded emitters/receivers; uses clamps from side-mount bracket LPA-MBK-12
- Adjustable 90° to 180° orientation
- +10°/-30° sensor rotation
- 14-ga. (1.9 mm) steel, black zinc plated
- CAD Files: DXF, PDF, IGS, STP

Hole center spacing: A , B = 10, A to B = 30
Hole size: A , B = 15.5 × 5.5

LPA-MBK-90
- Pair of angled L brackets for two cascaded emitter/receiver pairs
- Fixed 90° orientation
- +10°/-30° sensor rotation
- 14-ga. (1.9 mm) steel, black zinc plated
- CAD Files: DXF, PDF, IGS, STP

Hole center spacing: A , B , C , D , E = 10, B to C = 30, D to E = 50
Hole size: A = ø 5.8, B , C , D , E = 15.5 × 5.5

Continued on page 4

© Banner Engineering Corp. All rights reserved. www.bannerengineering.com

Continued from page 3

LPA-MBK-PXXX
- L-shaped protective bracket for one emitter/receiver
- Sized to match emitter/receiver length; replace XXX in model number with emitter/receiver size (example, LPA-MBK-P270 for use with SLP..-270)
- +10°/-30° sensor rotation
- 12-ga. (2.66 mm) steel, black zinc plated or painted

Hole center spacing: A = 44.5, B = 40, D = 18
Hole size: A = 4.8 × 10.2, B = 7 × 26.8, C = 7 × 25

SSA-MBK-EEC1
- Single 30 mm hole
- 8 gauge steel, black finish (powder coat)
- Front surface for customer-applied labels
- CAD Files: DXF, PDF, IGS, STP

Hole size: A = ø 7 , B = ø 30

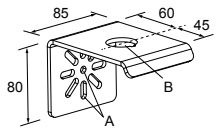

SSA-MBK-EEC1-SS
- Single 30 mm hole
- 8 gauge 316 stainless steel
- Front surface for customer-applied labels
- CAD Files: DXF, PDF, IGS, STP

Hole size: A = ø 7 , B = ø 30

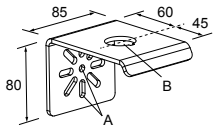

SSA-MBK-EEC2
- Two 30 mm holes
- 8 gauge steel, black finish (powder coat)
- Front surface for customer-applied labels
- CAD Files: DXF, PDF, IGS, STP

Hole size: A = ø 7 , B = ø 30

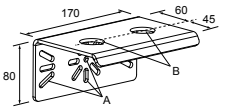

SSA-MBK-EEC3
- Three 30 mm holes
- 8 gauge steel, black finish (powder coat)
- Front surface for customer-applied labels
- CAD Files: DXF, PDF, IGS, STP

Hole size: A = ø 7 , B = ø 30

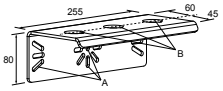

SMB Work Light Bracket

SMBR90RA
- Bracket for mounting R90
- R90 right-angle
- M4 × 0.7 mm
- Stainless steel
- CAD Files: DXF, PDF, IGS, STP

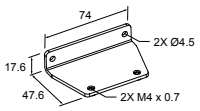

SMB1xx Bracket

SMB19
- Right-angle mounting bracket with a curved slot for versatile orientation
- CAD Files: DXF, PDF, IGS, STP

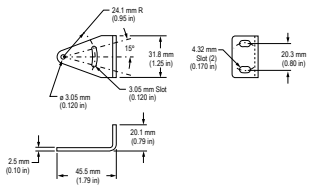

SMB4xx Brackets

SMB42L
- 13-ga. stainless steel
- Hardware included
- CAD Files: DXF, PDF, IGS, STP

Hole center spacing: A = 10.0, B = 25.4
Hole size: A = ø 3.4, B = ø 2.5

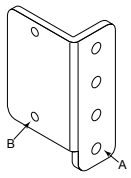

SMB42U
- 13-ga. stainless steel
- Hardware included
- CAD Files: DXF, PDF, IGS, STP

Hole center spacing: A = 30.0, B = 25.4
Hole size: A = ø 3.4, B = ø 2.5

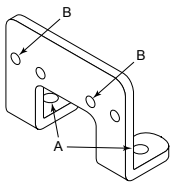

SMB46L
- Right-angle
- L bracket
- 14-ga. 316 stainless steel
- CAD Files: DXF, PDF, IGS, STP

Hole center spacing: A = 16.0
Hole size: A = 16.5 × 18.7

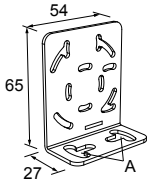

SMB46S
- Right-angle
- S bracket
- 14-ga. 316 stainless steel
- CAD Files: DXF, PDF, IGS, STP

Hole center spacing: A = 16.0
Hole size: A = 16.5 × 18.7, B = 34.0 × 10.0

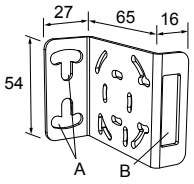

Continued on page 5

© Banner Engineering Corp. All rights reserved. www.bannerengineering.com

Continued from page 4

SMB46U
- Right-angle
- U bracket for sensor protection
- 14-ga. 316 stainless steel
- CAD Files: DXF, PDF, IGS, STP

Hole center spacing: A = 16.0
Hole size: A = 16.5 × 18.7, B = 34.0 × 13.0

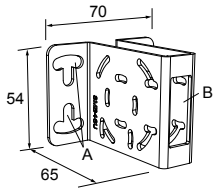

SMB5xx Brackets

SMB55RA
- Right-angle bracket
- 12-gauge stainless steel
- CAD Files: DXF, PDF, IGS, STP



SMBK50RA
- Right-angle bracket
- 14-gauge 304 stainless steel
- CAD Files: DXF, PDF, IGS, STP

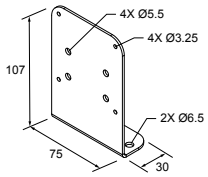

SMB7xx Brackets

SMB700
- Right-angle mounting bracket
- 11 gauge zinc-plated steel
- 70 mm wide by 60 mm deep x 60 mm high
- Includes a cable gland assembly and lock washer
- CAD Files: DXF, PDF, IGS, STP

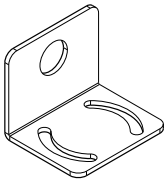

SMB700P
- Heavy duty 1/4-inch (6mm) zinc-plated steel bracket
- Allows the MULTI-BEAM to retrofit to installations of 42RLU and 42RLP sensors
- Includes cable gland and lock washer
- CAD Files: DXF, PDF, IGS, STP

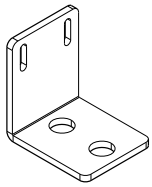

SMB700SS
- Right-angle mounting bracket
- 11 gauge stainless steel
- 70 mm wide by 60 mm deep x 60 mm high
- CAD Files: DXF, PDF, IGS, STP

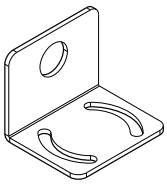

SMB8xx Bracket

SMB8MM
- Right-angle bracket
- 300 series stainless steel
- CAD Files: DXF, PDF, IGS, STP

Hole size: A = ø 3.5, B = 4.9 × 3.6, C = ø 8.4

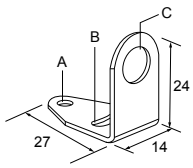

SMB9xx and SMBR9xx Brackets

SMB900
- Right angle mounting
- 11 gauge stainless steel
- Curved mounting slot for versatility/orientation
- CAD Files: DXF, PDF, IGS, STP

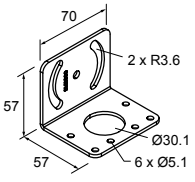

SMB900SS
- Right angle mounting
- Stainless steel
- Curved mounting slot for versatility/orientation
- CAD Files: DXF, PDF, IGS, STP



Continued on page 6

© Banner Engineering Corp. All rights reserved. www.bannerengineering.com

Continued from page 5

SMBR90RA

- Stainless steel right-angle bracket
- M4 x 0.7 mm #316SS screws (qty 2)
- CAD Files: DXF, PDF, IGS, STP

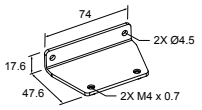

SMBR95RA

- Stainless steel right-angle bracket
- M4 x 0.7 mm #316SS screws (qty 2)
- CAD Files: DXF, PDF, IGS, STP

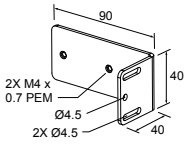

SMBAxx and SMBBxx Brackets

SMBAMS70A

- Zinc-plated cold rolled steel right-angle bracket
- Articulated slots for 90+ degrees rotation
- Two 1/4-20 screws included
- CAD Files: DXF, PDF, IGS, STP



SMBAMS70AS

- 316 stainless steel right-angle bracket
- Articulated slots for 90+ degrees rotation
- Four ¼-20 stainless steel screws included
- CAD Files: DXF, PDF, IGS, STP



SMBB25RA

- Zinc plated, Cold Rolled Steel
- CAD Files: DXF, PDF, IGS, STP

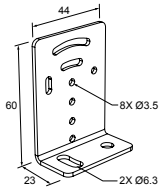

SMBIVUxx Brackets

SMBIVURAL

- Right-angle bracket for mounting the device from the left
- 12-ga. stainless steel
- Hardware included
- CAD Files: DXF, PDF, IGS, STP

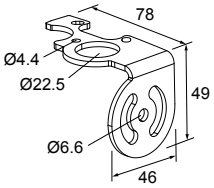

SMBIVURAR

- Right-angle bracket for mounting the device from the right
- 12-ga. stainless steel
- Hardware included
- CAD Files: DXF, PDF, IGS, STP

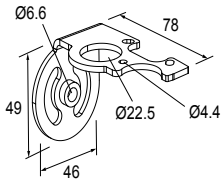

© Banner Engineering Corp. All rights reserved. www.bannerengineering.com

SMBLxx Brackets

SMBLASRA
- Right-angle metal bracket
- May be used individually or two used in combination to provide swivel adjustment
- Brackets and hardware are 316 stainless steel
- Includes: 2 brackets; 4 ¼-20 stainless steel screws (socket drive, button head); 2 stainless steel lock nuts (used only with double brackets); and 2 stainless steel washers (used only with double brackets)
- CAD Files: DXF, PDF, IGS, STP

When double-bracket mounting is used, order 2 sets of brackets per light.

Single Bracket:

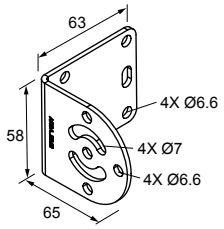

Double Bracket:

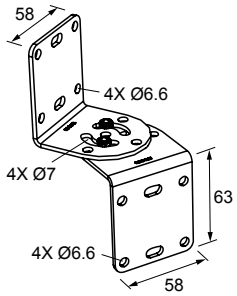

SMBLT31
- Right-angle bracket
- 300 series stainless steel
- CAD Files: DXF, PDF, IGS, STP

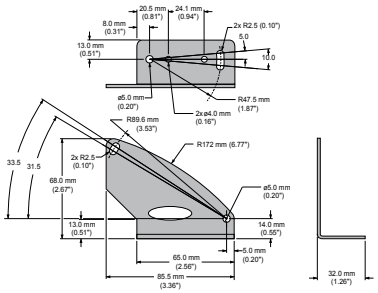

SMBLT7
- Right-angle bracket
- 300 series stainless steel
- Fine-adjust accessory SMBLT7F sold separately
- CAD Files: DXF, PDF, IGS, STP

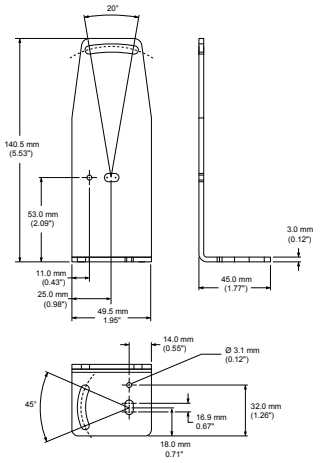

SMBLAXRA
- Right-angle stainless steel bracket
- May be used individually or in combination with **SMBLAXU** to provide swivel adjustment
- CAD Files: DXF, PDF, IGS, STP

Includes:
- 2 Brackets
- 4 M5 screws (socket drive, button head)
- 4 M5 T-nuts

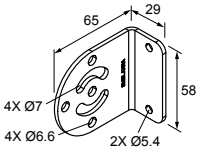

SMBLEL
- Right-angle bracket
- 12 gauge stainless steel
- CAD Files: DXF, PDF, IGS, STP

Hole size: A = ø 4.5 with 20° adjustability, B = ø 4.5, C = ø 5.7 with 20° adjustability

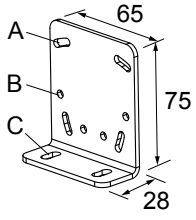

SMBLML1
- Right-angle bracket
- 12 gauge stainless steel
- CAD Files: DXF, PDF, IGS, STP

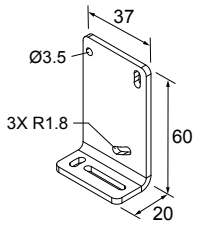

SMBLML2
- Right-angle bracket
- 12 gauge stainless steel
- CAD Files: DXF, PDF, IGS, STP

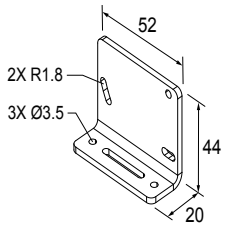

Continued on page 8

© Banner Engineering Corp. All rights reserved. www.bannerengineering.com

Continued from page 7

SMBLSTDLQ26
- Adjustable right-angle metal bracket
- 304 stainless steel
- CAD Files: DXF, PDF, IGS, STP

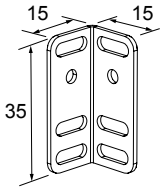

SMBLSTQ26
- Right-angle bracket
- 304 stainless steel
- CAD Files: DXF, PDF, IGS, STP

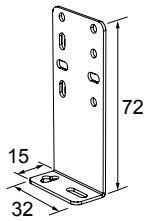

SMBLTFL
- Right-angle bracket
- 12 gauge stainless steel
- CAD Files: DXF, PDF, IGS, STP

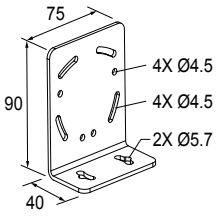

SMBPVAxx Bracket

SMBPVA1
- Set of 4 right-angle brackets
- M4 (#10) screws, washers, and nuts included
- 303 stainless steel
- 2 brackets required per sensor
- CAD Files: DXF, PDF, IGS, STP



SMBPVLxx Brackets

SMBPVL1
- Right-angle bracket for mounting the pick-to-light array
- 7 mm mounting hole
- 14 gauge cold rolled steel
- CAD Files: DXF, PDF, IGS, STP

A = ø 3, B = ø 7, C = ø 4.8

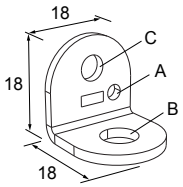

SMBPVL3-225
- Right-angle bracket for mounting reflector outside bin
- 7 mm mounting hole
- 14 gauge cold rolled steel
- Includes retroreflective tape
- CAD Files: DXF, PDF, IGS, STP

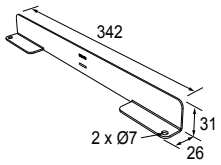

SMBPVL3-500
- Right-angle bracket for mounting reflector outside bin
- 7 mm mounting hole
- 14 gauge cold rolled steel
- Includes retroreflective tape
- CAD Files: DXF, PDF, IGS, STP

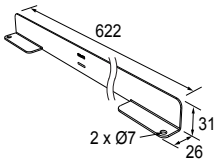

© Banner Engineering Corp. All rights reserved. www.bannerengineering.com

SMBQxx and SMBxQxx Brackets

SMBAMSQ5XRA
- Right-angle SMBAMS series bracket
- Articulation slots for 30 deg rotation
- 13-ga. 304 stainless steel
- CAD Files: DXF, PDF, IGS, STP

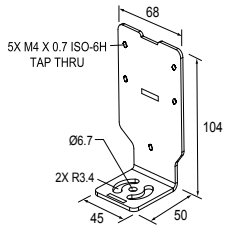

SMBQ2XA
- Vertical L-shaped bracket
- 20-ga stainless steel
- CAD Files: DXF, PDF, IGS, STP

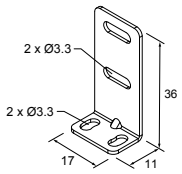

SMBQ2XB
- Rear L-shaped bracket
- 20-ga stainless steel
- CAD Files: DXF, PDF, IGS, STP

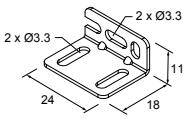

SMBQ45PC
- Stainless steel right-angle bracket
- M30 clearance holes
- Mounts the sensor pair together in the same bracket
- CAD Files: DXF, PDF, IGS, STP



SMBQ50
- Right-angle bracket
- 14-gauge 304 stainless steel
- CAD Files: DXF, PDF, IGS, STP

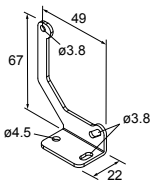

SMBQ60
- Right-angle bracket
- 14-gauge 304 stainless steel
- CAD Files: DXF, PDF, IGS, STP

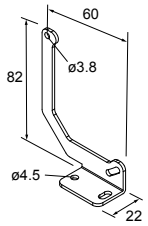

SMBQ76A
- Right-angle mounting bracket
- 14-gauge stainless steel
- ±12 degree tilt adjustment
- Clearance for M4 (#8) hardware
- CAD Files: DXF, PDF, IGS, STP

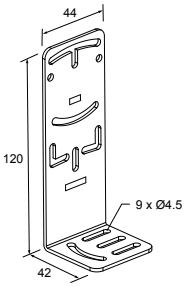

SMBQC50
- Multi-directional stainless steel L-bracket
- Provides a variety of mounting options
- Includes M4 stainless steel hardware (2 screws, 2 flat washers, 2 lock washers, and 2 nuts)
- CAD Files: DXF, PDF, IGS, STP

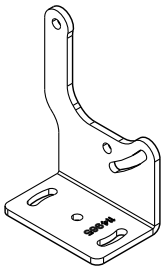

SMBRAQ90R
- Right-angle mounting bracket
- 14-Gauge 304 stainless steel
- M6 × 1 mounting hardware included
- CAD Files: DXF, PDF, IGS, STP

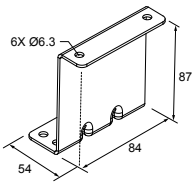

SMBRPC
- Stainless steel right-angle bracket
- Includes two **BRT-2x2** reflectors
- CAD Files: DXF, PDF, IGS, STP



© Banner Engineering Corp. All rights reserved. www.bannerengineering.com

SMBVLxx Bracket

SMBVLA62X62RA
- Right-angle bracket
- 14 gauge steel, black zinc-plated
- CAD Files: DXF, PDF, IGS, STP

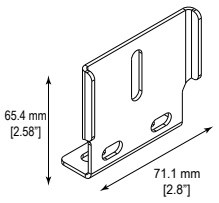

SMBZxx Bracket

SMBZMXRA
- Right angle mounting bracket, with rotation available
- 12-gauge stainless steel
- M4 × 0.7 mounting hardware included
- CAD Files: DXF, PDF, IGS, STP

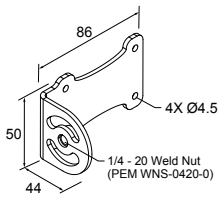

VS Series Brackets

SMBVS1S
- Short right-angle bracket
- 18-ga. stainless steel
- CAD Files: DXF, PDF, IGS, STP

Hole center spacing: A = 16.8
Hole size: A = 3.5 x 12.3

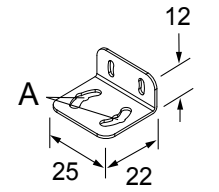

SMBVS1SC
- Short right-angle bracket
- 18-ga. stainless steel
- CAD Files: DXF, PDF, IGS, STP

Hole center spacing: A = 10.0
Hole size: A = ø 2.8

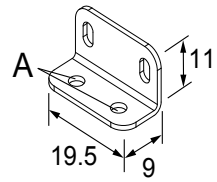

SMBVS1T
- Tall right-angle bracket
- Stainless steel
- CAD Files: DXF, PDF, IGS, STP

Hole center spacing: A = 16.8
Hole size: A = 3.5 x 12.3

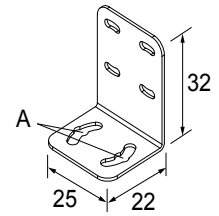

SMBVS1TC
- Tall right-angle compact bracket
- 300 stainless steel
- CAD Files: DXF, PDF, IGS, STP

Hole center spacing: A = 5.5
Hole size: A = ø 2.8

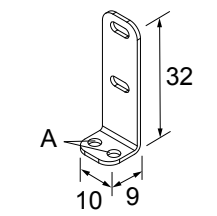

SMBVS2RA
- Right-angle bracket
- Stainless steel
- CAD Files: DXF, PDF, IGS, STP

Hole center spacing: A = 80.0
Hole size: A = 3.2 x 6.0

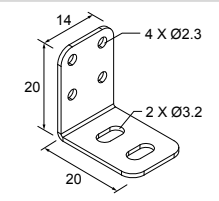

SMBVS3S
- Right-angle bracket
- 300 stainless steel
- CAD Files: DXF, PDF, IGS, STP

Hole center spacing: A = 13.5
Hole size: A = 3.2 x 7.7

SMBVS3T
- Tall right-angle bracket
- 300 stainless steel
- CAD Files: DXF, PDF, IGS, STP

Hole center spacing: A = 13.5
Hole size: A = 3.2 x 7.7

SMBVS4SRA
- Right-angle bracket
- 300 series stainless steel
- CAD Files: DXF, PDF, IGS, STP

A = 3 x R1.6, B = ø 3.2, C = R1.2

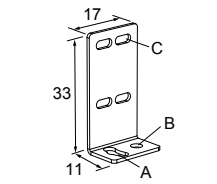

Continued on page 11

© Banner Engineering Corp. All rights reserved. www.bannerengineering.com

Continued from page 10

SMBVS8RA
- Right-angle bracket
- 3.1 mm stainless steel
- CAD Files: DXF, PDF, IGS, STP

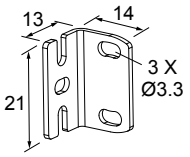

Banner Engineering Corp Limited Warranty

Banner Engineering Corp. warrants its products to be free from defects in material and workmanship for one year following the date of shipment. Banner Engineering Corp. will repair or replace, free of charge, any product of its manufacture which, at the time it is returned to the factory, is found to have been defective during the warranty period. This warranty does not cover damage or liability for misuse, abuse, or the improper application or installation of the Banner product.

THIS LIMITED WARRANTY IS EXCLUSIVE AND IN LIEU OF ALL OTHER WARRANTIES WHETHER EXPRESS OR IMPLIED (INCLUDING, WITHOUT LIMITATION, ANY WARRANTY OF MERCHANTABILITY OR FITNESS FOR A PARTICULAR PURPOSE), AND WHETHER ARISING UNDER COURSE OF PERFORMANCE, COURSE OF DEALING OR TRADE USAGE.

This Warranty is exclusive and limited to repair or, at the discretion of Banner Engineering Corp., replacement. **IN NO EVENT SHALL BANNER ENGINEERING CORP. BE LIABLE TO BUYER OR ANY OTHER PERSON OR ENTITY FOR ANY EXTRA COSTS, EXPENSES, LOSSES, LOSS OF PROFITS, OR ANY INCIDENTAL, CONSEQUENTIAL OR SPECIAL DAMAGES RESULTING FROM ANY PRODUCT DEFECT OR FROM THE USE OR INABILITY TO USE THE PRODUCT, WHETHER ARISING IN CONTRACT OR WARRANTY, STATUTE, TORT, STRICT LIABILITY, NEGLIGENCE, OR OTHERWISE.**

Banner Engineering Corp. reserves the right to change, modify or improve the design of the product without assuming any obligations or liabilities relating to any product previously manufactured by Banner Engineering Corp. Any misuse, abuse, or improper application or installation of this product or use of the product for personal protection applications when the product is identified as not intended for such purposes will void the product warranty. Any modifications to this product without prior express approval by Banner Engineering Corp will void the product warranties. All specifications published in this document are subject to change; Banner reserves the right to modify product specifications or update documentation at any time. Specifications and product information in English supersede that which is provided in any other language. For the most recent version of any documentation, refer to: www.bannerengineering.com.

For patent information, see www.bannerengineering.com/patents.

© Banner Engineering Corp. All rights reserved. www.bannerengineering.com