

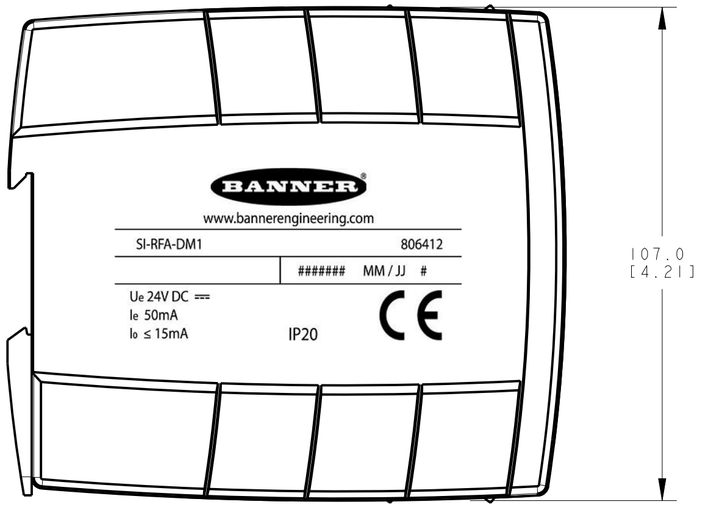

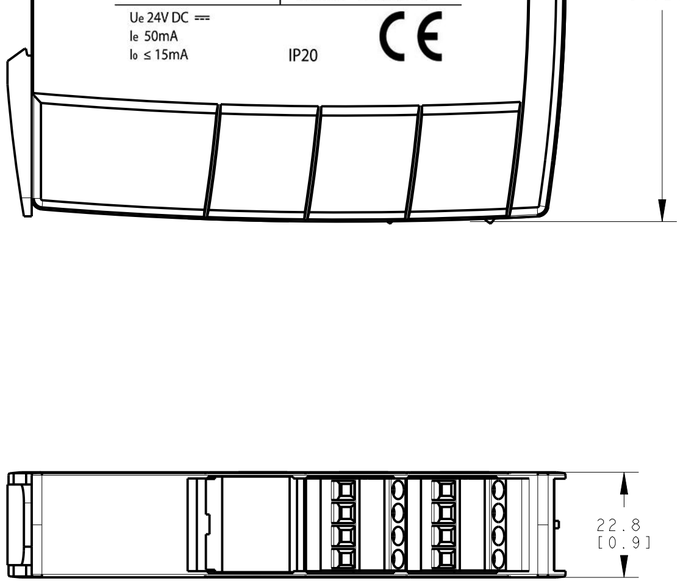

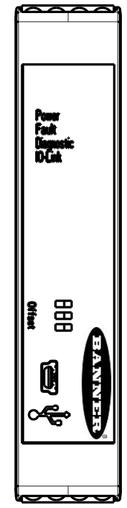



ISOMETRIC VIEW
1:1

CLAMP	FUNCTION
01	+
02	IO-LINK 24V
03	IO-LINK CQ
04	GND
05	SRF DIAGNOSTIC INPUT 1
06	SRF DIAGNOSTIC INPUT 2
07	SRF DIAGNOSTIC OUTPUT 2
08	SRF DIAGNOSTIC OUTPUT 1
09	OUTPUT 01
10	OUTPUT 02
11	OUTPUT 03
12	OUTPUT 04
13	OUTPUT 05
14	OUTPUT 06
15	OUTPUT 07
16	OUTPUT 08

NOTES:
1. ALL DIMENSIONS ARE MILLIMETERS [INCHES] UNLESS OTHERWISE NOTED.
2. REFER TO "www.bannerengineering.com" FOR ADDITIONAL DATA AND SPECIFICATIONS.

This drawing is the property of BANNER ENGINEERING CORP. Any use or reproduction, in any form, without prior written permission of Banner is prohibited.
© 2015 Banner Engineering Corp.

THIRD ANGLE PROJECTION

BANNER ENGINEERING CORP.
www.bannerengineering.com

TITLE
CABINET MODULE

SIZE	DRAWING NO.	REV.
C	209637	A
SCALE 1:1	SHEET 1 OF 1	

CREO

ПРОМЭЛЕКТРОНИКА/ sales@prom-elec.com