WLS27 Dual Color LED Strip Light Product Manual

Original Instructions
p/n: 186598 Rev. L
08-Oct-26
© Banner Engineering Corp. All rights reserved. www.bannerengineering.com

ПРОМЭЛЕКТРОНИКА/ sales@prom-elec.com

Contents

Chapter 1 Features 3
Models 3

Chapter 2 Wiring 5

Chapter 3 Specifications 6
Dimensions 7
Optical Data 8

Chapter 4 Accessories 11
Cordsets 11
Brackets 13

Chapter 5 Product Support and Maintenance 14
Clean with Mild Detergent and Warm Water 14
Repairs and Translations (No Field-Replaceable Parts) 14
Contact Us 16
Banner Engineering Corp Limited Warranty 16
Mexican Importer 17

© Banner Engineering Corp. All rights reserved. www.bannerengineering.com

Chapter 1 Features

Banner's WLS27 LED Strip Light has a sturdy aluminum housing and is encased in a shatterproof, UV-stabilized, copolyester shell, making it ideal for harsh indoor and outdoor applications. Having two colors in one device make these ideal for mobile vehicle, machine status, and vision lighting applications.

- Rugged, water-resistant IP69K per ISO 20653 rating
- Available in eight lengths from 145 mm to 1130 mm
- Daisy chain power to multiple lights
- Automatic temperature protection built into the unit. Above 50 °C, the light dims to manage heat and protect product lifetime.

Stand-Alone Light or End Light in a Cascade



First or Middle of a Cascade



These Work Light Strips are available as either stand-along models, or as cascade models that can be "daisy-chained" together for a continuous length of lighting, with a minimum of wiring.

Stand-alone models have a male quick disconnect at one end of power connection and no connections at opposite end. A stand-alone model may be used as the last in the cascade series.

Cascade models have a male quick disconnect at one end of power connection, and a female QD at the opposite end for connecting to other lights in the cascade. A double-ended accessory cordset must be used between each pair of lights in a cascade.

IMPORTANT: Read the following instructions before operating the light. Please download the complete WLS27 Dual Color LED Strip Light technical documentation, available in multiple languages, from www.bannerengineering.com for details on the proper use, applications, Warnings, and installation instructions of this device.

IMPORTANT: Lea el siguiente instructivo antes de operar el luminario. Por favor descargue desde www.bannerengineering.com toda la documentación técnica de los WLS27 Dual Color LED Strip Light, disponibles en múltiples idiomas, para detalles del uso adecuado, aplicaciones, advertencias, y las instrucciones de instalación de estos dispositivos.

IMPORTANT: Lisez les instructions suivantes avant d'utiliser le luminaire. Veuillez télécharger la documentation technique complète des WLS27 Dual Color LED Strip Light sur notre site www.bannerengineering.com pour les détails sur leur utilisation correcte, les applications, les notes de sécurité et les instructions de montage.

Models

Not all model combinations are available. Contact Banner Engineering for details or search for a desired model number at www.bannerengineering.com.

© Banner Engineering Corp. All rights reserved.
www.bannerengineering.com

Model Key

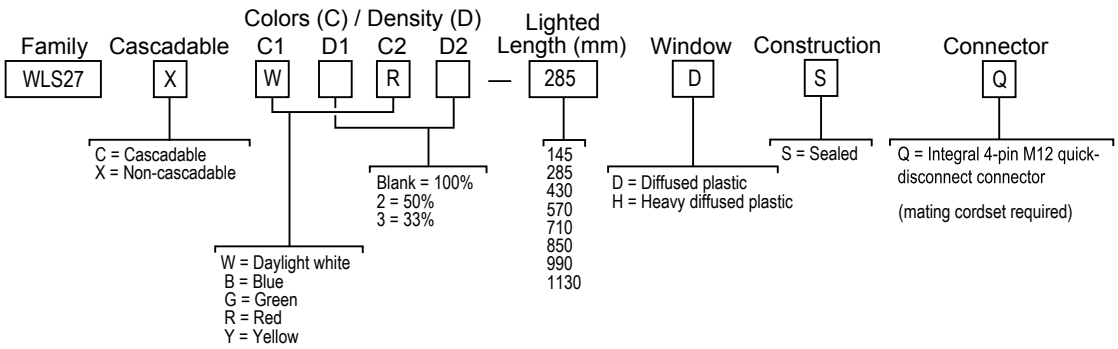

Density (D) is defined by the quantity of LEDs populated on the circuit. For example, at 100% density, there are 18 LEDs per 285 mm, and at 50% density, there are 9 LEDs per 285 mm. The lumen output decreases proportionally with density.

Sample Model	Description
WLS27XWR-285DSQ	Non-cascadable, White (100% Density), Red (100% Density), 285 mm, 4-pin M12 quick-disconnect connector
WLS27CWR-850DSQ	Cascadable, White (100% Density), Red (100% Density), 850 mm, 4-pin M12 quick-disconnect connector
WLS27XWR2-285DSQ	Non-cascadable, White (100% Density), Red (50% Density), 285 mm, 4-pin M12 quick-disconnect connector

© Banner Engineering Corp. All rights reserved.

Chapter 2 Wiring

Male	Female	Pin	Wire Color	Connection
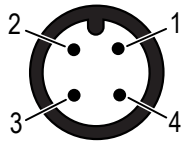	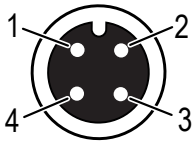	1	Brown	Color 1: 12 V DC to 30 V DC
		3	Blue	DC common
		4	Black	Color 2: 12 V DC to 30 V DC (Color 2 overrides Color 1)
		2	White	Not used

© Banner Engineering Corp. All rights reserved.
www.bannerengineering.com

Chapter 3 Specifications

Operating Temperature

–40 °C to +70 °C (–40 °F to +158 °F)

Light output begins to decrease above 50 °C (122 °F) and will be approximately 65% of max intensity at 60 °C (140 °F) and 30% of max intensity at 70 °C (158 °F)

Environmental Rating

Rated IP66, IP67, and IP69K per ISO 20653

NOTE: Do not spray cable with high-pressure sprayer, or cable damage will result.

Application Notes

When connecting cascadable lights in series it is important not to exceed maximum current limitations:

Maximum length of light at 12 V DC: 1.4 m (4.6 ft)

Maximum length of light at 24 V DC: 3.0 m (9.8 ft)

Maximum length of light at 30 V DC: 3.1 m (10.2 ft)

Construction

Copolyester outer housing

Mounting

Bracket LMBWLS27EC included (2 for lights up to 570 mm or 3 for lights 710 mm and longer)

Connections

Integral 4-pin M12 male quick-disconnect connector

Models with a quick disconnect require a mating cordset

Vibration and Mechanical Shock

Vibration: 10 Hz to 55 Hz, 1.0 mm peak-to-peak amplitude per IEC 60068-2-6

Shock: 15G 11 ms duration, half sine wave per IEC 60068-2-27

Supply Voltage and Current

12 V DC to 30 V DC

Use only with suitable Class 2 power supply (UL) or a SELV power supply (CE)

See electrical characteristics on product label

Light Length (mm)	Typical Current (A)			Max. Current	Max. Power
	12 V DC	24 V DC	30 V DC	A	W
145	0.33	0.15	0.12	0.4	4.95
285	0.66	0.3	0.24	0.8	9.9
430	1.01	0.46	0.36	1.2	15.5
570	1.36	0.61	0.48	1.6	19.8
710	1.75	0.77	0.6	2	24
850	2.13	0.92	0.73	2.4	30.1
990	2.59	1.08	0.85	2.8	33.6
1130	3.04	1.24	0.97	3.2	39.6

Certifications

Banner Engineering BV
Park Lane, Culliganlaan 2F bus 3
1831 Diegem, BELGIUM

Turck Banner LTD Blenheim House
Blenheim Court
Wickford, Essex SS11 8YT
GREAT BRITAIN

Light Characteristics - Daylight White

Color Temperature (CCT): 4700–5300K

Lumen output: 475 (± 5%) per 285 mm, typical at 25 °C (77 °F)

CRI: 83, typical

Light Characteristics - Other Colors

Color	Typical Wavelength or Color Temperature	Typical Intensity (per 285 mm)
Red	625 nm	200
Yellow	590 nm	150
Green	525 nm	300
Blue	470 nm	110

© Banner Engineering Corp. All rights reserved.
www.bannerengineering.com

Dimensions

All measurements are listed in millimeters [inches], unless noted otherwise. The measurements provided are subject to change.

Quick Disconnect Models

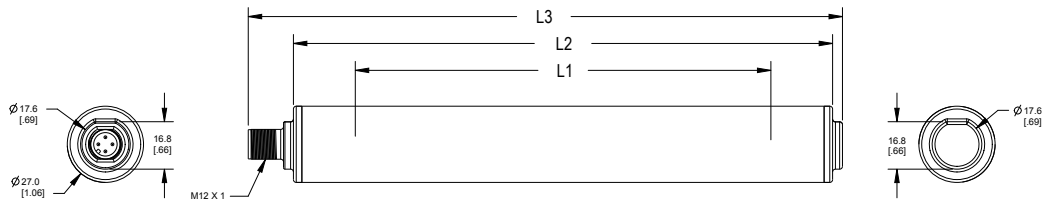

Cascade Models

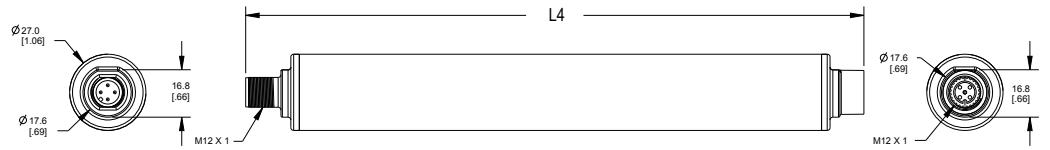

Models	L1	L2	L3	L4
WLS27..145..	145 mm (5.7 in)	191 mm (7.5 in)	210.5 mm (8.3 in)	219 mm (8.6 in)
WLS27..285..	286 mm (11.3 in)	332 mm (13.1 in)	351.5 mm (13.8 in)	360 mm (14.2 in)
WLS27..430..	427 mm (16.8 in)	473 mm (18.6 in)	492.5 mm (19.4 in)	501 mm (19.7 in)
WLS27..570..	568 mm (22.4 in)	614 mm (24.2 in)	633.5 mm (24.9 in)	642 mm (25.3 in)
WLS27..710..	709 mm (27.9 in)	755 mm (29.7 in)	774.5 mm (30.5 in)	783 mm (30.8 in)
WLS27..850..	850 mm (33.5 in)	896 mm (35.3 in)	915.5 mm (36 in)	924 mm (36.4 in)
WLS27..990..	991 mm (39 in)	1037 mm (40.8 in)	1056.5 mm (41.6 in)	1065 mm (41.9 in)
WLS27..1130..	1132 mm (44.6 in)	1178 mm (46.4 in)	1197.5 mm (47.1 in)	1206 mm (47.5 in)

© Banner Engineering Corp. All rights reserved.
www.bannerengineering.com

Optical Data

For models with heavy diffused housing, multiply lumen values by 0.8.

145 mm models

Polar Candela Distribution

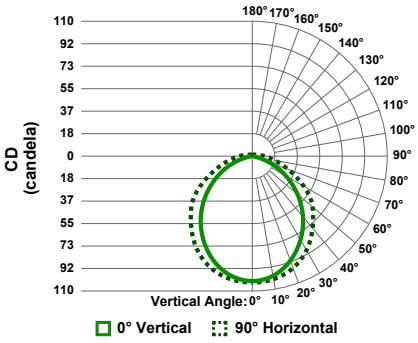

Isolux Pattern

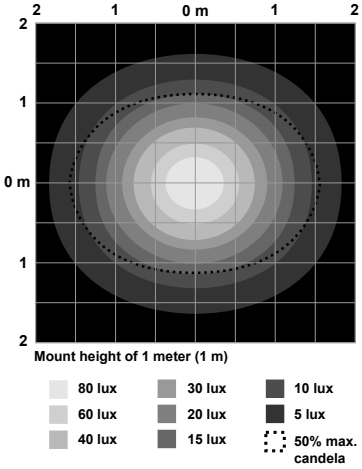

Illuminance at a Distance



Vertical Spread: 95.1°

Horizontal Spread: 115.0°

285 mm models

Polar Candela Distribution

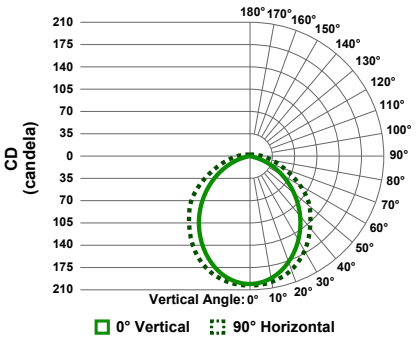

Isolux Pattern

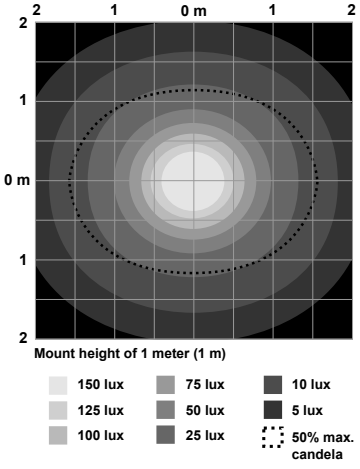

Illuminance at a Distance



Vertical Spread: 97.8°

Horizontal Spread: 115.0°

© Banner Engineering Corp. All rights reserved.
www.bannerengineering.com

430 mm models

Polar Candela Distribution

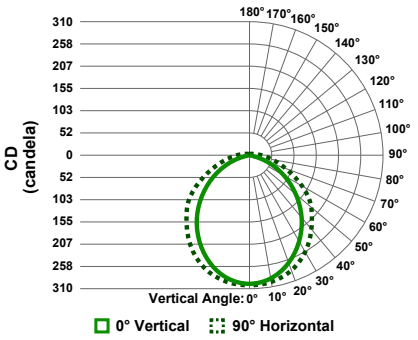

Isolux Pattern

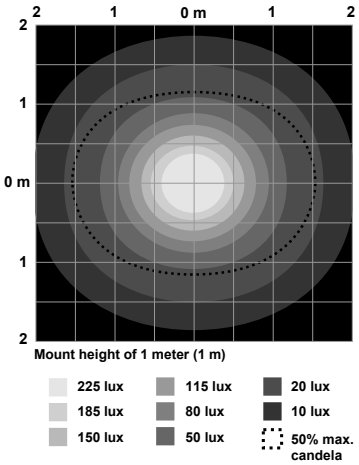

Illuminance at a Distance



570 mm models

Polar Candela Distribution

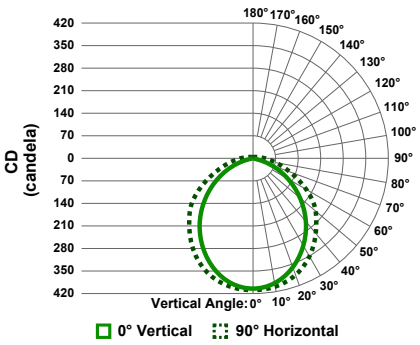

Isolux Pattern

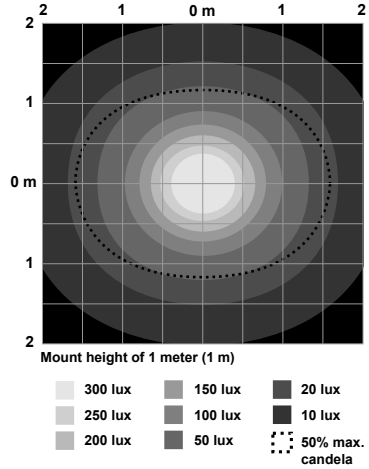

Illuminance at a Distance

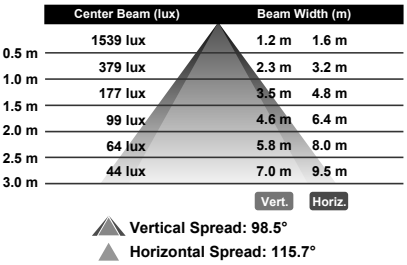

710 mm models

Polar Candela Distribution

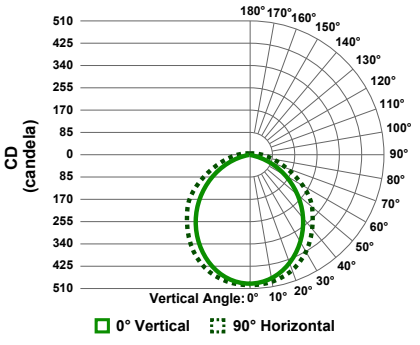

Isolux Pattern

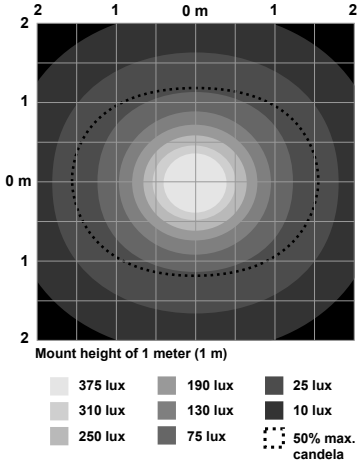

Illuminance at a Distance



© Banner Engineering Corp. All rights reserved.
www.bannerengineering.com

850 mm models

Polar Candela Distribution

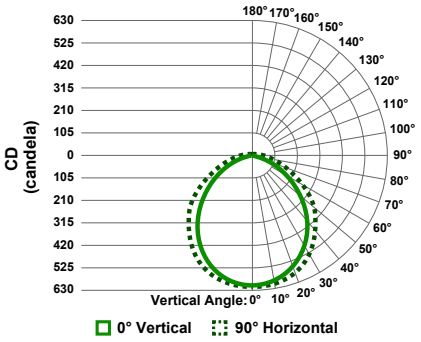

Isolux Pattern

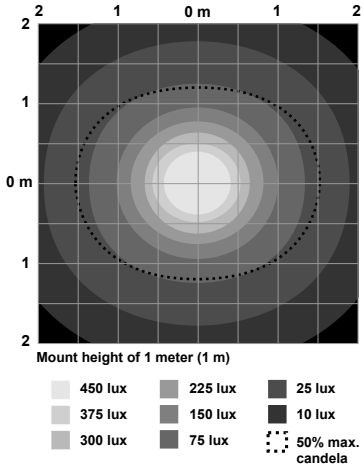

Illuminance at a Distance

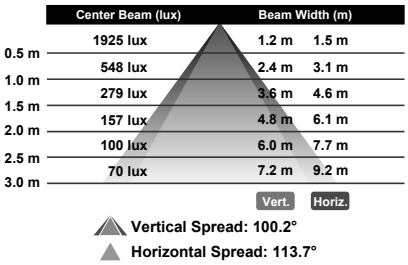

990 mm models

Polar Candela Distribution

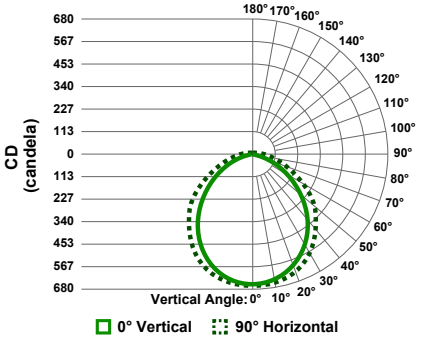

Isolux Pattern

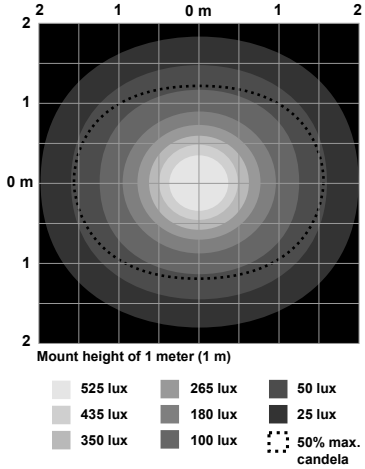

Illuminance at a Distance



1130 mm models

Polar Candela Distribution

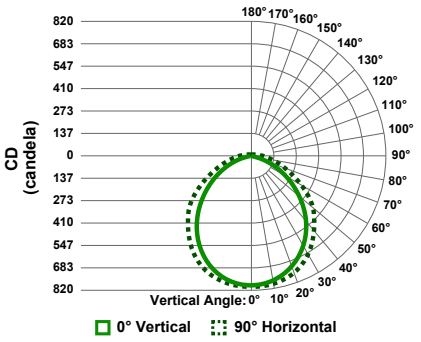

Isolux Pattern

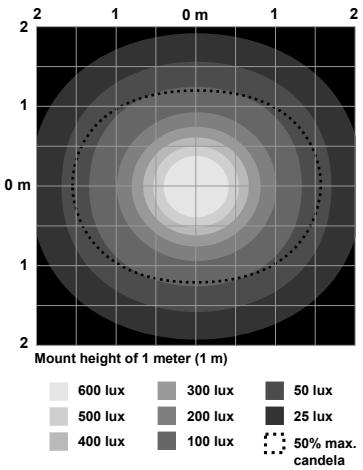

Illuminance at a Distance



© Banner Engineering Corp. All rights reserved.
www.bannerengineering.com

Chapter 4 Accessories

Cordsets

4-Pin Single-Ended M12 Female Cordsets					
Model	**Length**	**Style**	**Dimensions**	**Pinout (Female)**	
MQDC-406	2 m (6.56 ft)	Straight	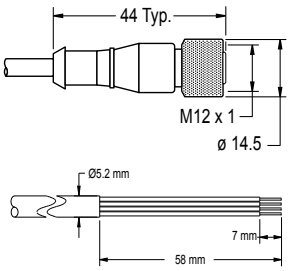	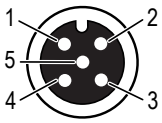	1 = Brown 2 = White 3 = Blue 4 = Black 5 = Not used c UL us
MQDC-415	5 m (16.4 ft)				
MQDC-430	9 m (29.5 ft)				
MQDC-450	15 m (49.2 ft)				
MQDC-406RA	2 m (6.56 ft)	Right-Angle	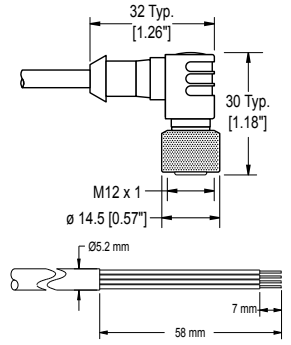	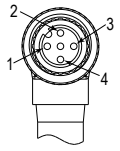	
MQDC-415RA	5 m (16.4 ft)				
MQDC-430RA	9 m (29.5 ft)				
MQDC-450RA	15 m (49.2 ft)				

4-Pin Double-Ended M12 Female to M12 Male Cordsets				
Model	**Length**	**Style**	**Dimensions**	**Pinout**
MQDEC-401SS	0.31 m (1 ft)	Male Straight/Female Straight	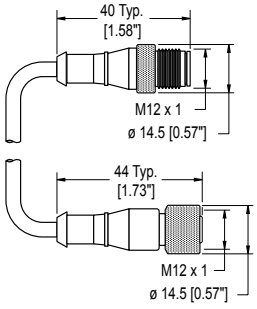	Female 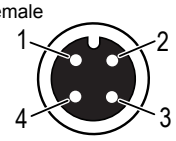 Male 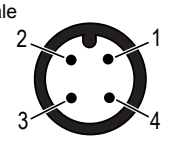 1 = Brown 2 = White 3 = Blue 4 = Black c UL us
MQDEC-403SS	0.91 m (2.99 ft)			
MQDEC-406SS	1.83 m (6 ft)			
MQDEC-412SS	3.66 m (12 ft)			
MQDEC-415SS	4.58 m (15 ft)			
MQDEC-420SS	6.10 m (20 ft)			
MQDEC-430SS	9.14 m (30.2 ft)			
MQDEC-450SS	15.2 m (49.9 ft)			

© Banner Engineering Corp. All rights reserved.
www.bannerengineering.com

4-Pin Single-Ended M12 Female Washdown, Stainless Steel Cordsets				
Model	**Length**	**Style**	**Dimensions**	**Pinout (Female)**
MQDC-WDSS-0406	2 m (6.56 ft)	Straight	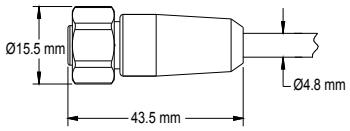	 1 = Brown 2 = White 3 = Blue 4 = Black
MQDC-WDSS-0415	5 m (16.4 ft)			
MQDC-WDSS-0430	9 m (29.5 ft)			

4-Pin Double-Ended M12 Female to M12 Male Washdown Stainless Steel Cordsets				
Model	**Length**	**Style**	**Dimensions**	**Pinout**
MQDEC-WDSS-401SS	0.31 m (1 ft)	Male Straight/Female Straight	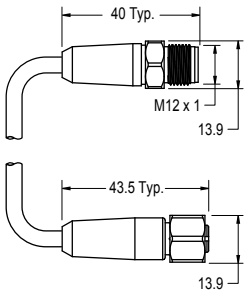	Female 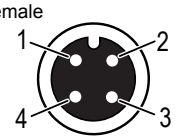 Male  1 = Brown 2 = White 3 = Blue 4 = Black
MQDEC-WDSS-403SS	0.91 m (2.99 ft)			
MQDEC-WDSS-406SS	1.83 m (6 ft)			
MQDEC-WDSS-412SS	3.66 m (12 ft)			

4-Pin Flat Junction M12 Female Branch to M12 Male Trunk Splitter Cordsets (datasheet 261685)			
Model	**Branches (Female)**	**Trunk (Male)**	**Pinout**
CSB-M1240M1240	No branch	No trunk	Female  Male  1 = Brown 2 = White 3 = Blue 4 = Black
CSB-M1240M1241	2 × 0.3 m (1 ft)	No trunk	
CSB-M1241M1241		0.31 m (1 ft)	
CSB-M1248M1241		2.44 m (8 ft)	
CSB-M12415M1241		4.57 m (15 ft)	
CSB-M12425M1241		7.60 m (25 ft)	
CSB-UNT425M1241		7.60 m (25 ft) Unterminated	
CSB-M1243M1243	2 × 1 m (3.28 ft)	1 m (3.28 ft)	
CSB-M1246M1246	2 × 2 m (6.5 ft)	2 m (6.5 ft)	
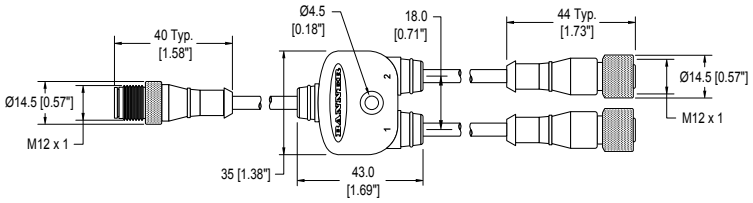			

© Banner Engineering Corp. All rights reserved.
www.bannerengineering.com

Brackets

LMBWLS27EC
- Clear copolyester
- Clearance for M5 or #10 hardware
- CAD Files: DXF, PDF, IGS, STP

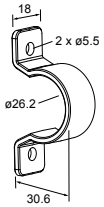

LMBWLS27H
- 300 series stainless steel mounting brackets
- M4 stainless steel hardware included
- CAD Files: DXF, PDF, IGS, STP

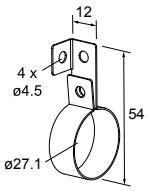

LMBWLS27SP
- Clear copolyester
- Clearance for M5 or #10 hardware
- Snap bracket for light-duty applications
- CAD Files: DXF, PDF, IGS, STP

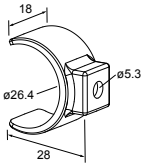

LMBWLS27T
- Stainless steel mounting brackets with rubber grips
- M5 stainless steel hardware included
- Clearance for M5 or #10 hardware
- CAD Files: DXF, PDF, IGS, STP

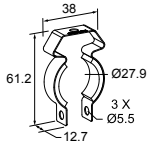

LMBWLS27U
- Clear copolyester
- Clearance for M5 or #10 hardware
- Clamps securely around the light body
- CAD Files: DXF, PDF, IGS, STP

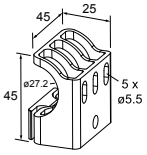

© Banner Engineering Corp. All rights reserved.
www.bannerengineering.com

Chapter 5 Product Support and Maintenance

Clean with Mild Detergent and Warm Water

Wipe down the device with a soft cloth dampened with a mild detergent and warm water solution. Do not use any other chemicals for cleaning.

Repairs and Translations (No Field-Replaceable Parts)

English

Contact Banner Engineering for troubleshooting of this device. **Do not attempt any repairs to this Banner device; it contains no field-replaceable parts or components.** If the device, device part, or device component is determined to be defective by a Banner Applications Engineer, they will advise you of Banner's RMA (Return Merchandise Authorization) procedure.

```
IMPORTANT: If instructed to return the device, pack it with care. Damage that occurs in return
shipping is not covered by warranty.
```

Obtain assistance with product repairs by contacting your local Banner Engineering Corp distributor or by calling Banner directly at (763) 544-3164. Access literature translated into your native language on the Banner website at www.bannerengineering.com or contact Banner directly at (763) 544-3164.

Deutsch

Wenden Sie sich zur Fehlerbehebung dieses Geräts an Banner Engineering. **Versuchen Sie nicht, Reparaturen an diesem Banner-Gerät vorzunehmen. Das Gerät enthält keine am Einsatzort auszuwechselnden Teile oder Komponenten.** Wenn ein Banner-Anwendungstechniker zu dem Schluss kommt, dass dieses Gerät, ein Teil oder eine Komponente davon defekt ist, erhalten Sie von dem Techniker Erläuterungen zu Banners RMA-Verfahren (Return Merchandise Authorization) für die Warenrückgabe.

```
WICHTIG: Wenn Sie der Techniker anweist, das Gerät zurückzusenden, verpacken Sie es bitte
sorgfältig. Transportschäden bei der Rücksendung werden von der Garantie nicht abgedeckt.
```

Unterstützung bei Produktreparaturen erhalten Sie von Ihrem örtlichen Banner Engineering Corp Händler oder direkt von Banner unter Tel. (763) 544-3164. Die in Ihre Muttersprache übersetzte Literatur finden Sie auf der Banner-Website unter www.bannerengineering.com oder kontaktieren Sie Banner direkt unter Tel. (763) 544-3164.

Français

Pour plus d'informations sur le dépannage du produit, contactez Banner Engineering. **Ne tentez pas de réparer ce dispositif Banner. Il ne contient aucun composant ou pièce qui puisse être remplacé sur place.** Si un ingénieur de Banner conclut que le dispositif ou l'une de ses pièces ou composants est défectueux, il vous informera de la procédure à suivre pour le retour des produits (RMA).

```
Important : Si vous devez retourner le dispositif, emballez-le avec soin. Les dégâts
occasionnés pendant le transport de retour ne sont pas couverts par la garantie.
```

Pour vous aider lors de la réparation de produits, contactez votre distributeur Banner local our appelez directement Banner au (763) 544-3164. La documentation traduite dans votre langue est disponible sur le site internet de Banner www.bannerengineering.com ou contactez directement Banner au (763) 544-3164.

Italiano

Per le procedure di individuazione e riparazione dei guasti di questo dispositivo, contattare Banner Engineering. **Non tentare di riparare questo dispositivo Banner, in quanto non contiene parti o componenti sostituibili dall'utente.** Se il dispositivo, una parte del dispositivo o un componente del dispositivo viene riscontrato difettoso da un tecnico Banner, il nostro personale vi comunicherà la procedura da seguire per ottenere l'autorizzazione al reso.

```
Importante: Se si ricevono istruzioni di rispedire il dispositivo al produttore, imballarlo con
cura. I danni dovuti al trasporto non sono coperti dalla garanzia.
```

Per assistenza nelle riparazioni dei prodotti, contattare il distributore locale Banner Engineering Corp o contattare direttamente Banner al numero (763) 544-3164. È possibile accedere alla documentazione tradotta nella propria lingua madre sul sito Web Banner all'indirizzo www.bannerengineering.com o contattare direttamente Banner al numero (763) 544-3164.

© Banner Engineering Corp. All rights reserved.
www.bannerengineering.com

Español

Comuníquese con Banner Engineering para solucionar de problemas de este dispositivo. **No intente ninguna reparación a este dispositivo de Banner, contiene piezas o componente que no se pueden cambiar en terreno.** Si algún ingeniero de aplicaciones de Banner determina que el dispositivo, alguna de las piezas o alguno de los componentes del dispositivo está defectuoso, le informará el procedimiento de autorización de devolución de mercancía (RMA, por sus siglas en inglés) de Banner.

Importante: Si se le solicita devolver el dispositivo, empáquelo con cuidado. Puede haber daños durante el envío de devolución que no estén cubiertos por la garantía.

Para reparaciones de productos, por favor contacte a su distribuidor local de Banner Engineering o llame a Banner directamente al 00 1 (763) 544-3164. Vea la literatura traducida en su idioma en el sitio web Banner en www.bannerengineering.com o comuníquese con Banner directamente al 00 1 (763) 544-3164.

中国人

如需对本装置进行故障排查，请联系邦纳。**请勿尝试自行维修该邦纳装置；本装置不包含任何可在现场更换的部件或组件。** 若经邦纳应用工程师确认设备、设备部件或组件存在缺陷，他们将告知您邦纳退货授权 (RMA) 流程。

重要注意事项： 如被要求退回装置，请妥善包装后寄回。退货运输过程中发生的损坏不在保修范围内。

请联系当地的 Banner Engineering Corp 经销商或直接致电 Banner +1 (763) 544-3164，以获得产品维修帮助。请访问邦纳网站 www.bannerengineering.com 或直接拨打 +1 (763) 544-3164 联系邦纳，获取翻译成您母语的资料。

한국인

이 장치의 문제를 해결하려면 Banner Engineering에 문의하십시오. **이 Banner 장치에는 현장에서 교체할 수 있는 부품 또는 구성품이 없으므로 수리를 시도하지 마십시오.** Banner 애플리케이션 엔지니어가 장치, 장치 부품 또는 장치 구성품에 결함이 있는 것으로 판정하면, Banner의 RMA(제품 반송 승인)절차에 대해 안내해 드립니다.

중요: 제품을 반송하도록 안내 받으셨다면 잘 포장해주십시오. 반송 도중에 발생한 손상은 보증 서비스가 적용되지 않습니다.

제품 수리에 대한 지원은 지역 Banner Engineering Corp 대리점에 문의하거나 Banner에 직접 (763) 544-3164로 문의하실 수 있습니다. 사용자의 모국어로 번역된 자료는 Banner 웹사이트 www.bannerengineering.com에서 액세스하거나 Banner에 직접 (763) 544-3164로 문의하실 수 있습니다.

日本語

この装置のトラブルシューティングについては、バナーエンジニアリングにお問い合わせください。**このバナー装置には、現場では交換できない部品またはコンポーネントが含まれているため、修理を試みてはいけません。** バナーのアプリケーションエンジニアが装置、装置の部品、または装置のコンポーネントに欠陥があると判断した場合、バナーのRMA（返品承認）手続きについてお知らせします。

重要 ： 返品を指示された場合は、装置を丁寧に梱包してください。返品時に発生した破損は保証の対象外となります。

製品の修理については、最寄りのBanner Engineering Corp代理店にお問い合わせいただくか、米国+1 (763) 544-3164まで直接お電話でお問い合わせください。バナーのウェブサイト（www.bannerengineering.com）でお客様の言語に翻訳された資料にアクセスするか、米国+1 (763) 544-3164まで直接お電話でお問い合わせください。

čeština

Pro řešení problémů se zařízením kontaktujte společnost Banner Engineering. **Neprovádějte žádné opravy zařízení Banner. Neobsahují žádné komponenty nebo části, které by byly vyměnitelné.** Pokud je zařízení, jeho část nebo díl označen technikem společnosti Banner jako poškozený, bude Vám doporučeno vyplnit reklamační RMA protokol.

Důležité: Pokud byl vydán požadavek na vrácení zařízení, pečlivě ho zabalte. Poškození vzniklé při dopravě není považováno za záruční opravu.

Pokud produkt potřebuje opravu, vyžádejte si pomoc od místního distributora společnosti Banner Engineering Corp nebo přímo na telefonním čísle (763) 544-3164. Dokumentaci přeloženou do vašeho jazyka si vyhledejte na webových stránkách společnosti Banner na adrese www.bannerengineering.com nebo se obraťte přímo na společnost Banner na telefonním čísle (763) 544-3164.

© Banner Engineering Corp. All rights reserved.
www.bannerengineering.com

Polski

W celu rozwiązania problemów z urządzeniem należy skontaktować się z działem technicznym firmy Banner Engineering. **Pod żadnym pozorem nie próbuj naprawiać tego urządzenia firmy Banner; nie zawiera ono części ani elementów, które można wymieniać samodzielnie.** Jeśli urządzenie, jego część lub element zostaną uznane za wadliwe przez inżyniera technicznego Banner, poinformuje on użytkownika o firmowej procedurze zwrotu towaru (RMA) firmy Banner.

Ważne: Jeśli urządzenie ma zostać zwrócone, należy je starannie zapakować. Uszkodzenia powstałe podczas odsyłki nie są objęte gwarancją.

Aby uzyskać pomoc w zakresie naprawy produktu, należy skontaktować się z lokalnym dystrybutorem Banner Engineering Corp lub zadzwonić bezpośrednio do firmy Banner pod numer (763) 544-3164. Dostęp do literatury przetłumaczonej na swój język ojczysty można uzyskać na stronie internetowej firmy Banner pod adresem www.bannerengineering.com lub kontaktując się bezpośrednio z firmą Banner pod numerem (763) 544-3164.

Português

Entre em contato com a Engenharia da Banner para a solução de problemas deste dispositivo. **Não tente fazer nenhum reparo neste dispositivo Banner; ele não contém peças ou componentes substituíveis em campo.** Se um técnico de aplicações da Banner determinar que o dispositivo, peça ou componente do dispositivo está com defeito, ele o informará sobre o procedimento de RMA (Autorização de Devolução de Mercadoria) da Banner.

Importante: Se for instruído a devolver o dispositivo, embale-o com cuidado. Os danos ocorridos no transporte de devolução não são cobertos pela garantia.

Obtenha assistência para reparos do produto entrando em contato com o distribuidor local da Banner Engineering Corp ou ligando diretamente para a Banner no telefone (763) 544-3164. Acesse a literatura traduzida para seu idioma nativo no site da Banner em www.bannerengineering.com ou entre em contato diretamente com a Banner pelo telefone (763) 544-3164.

Türkçe

Bu cihazda sorun giderme işlemleri için Banner Engineering ile iletişime geçin. **Bu Banner cihazını onarmaya çalışmayın; cihaz sahada değiştirilebilir parça veya bileşen içermez.** Bir Banner Uygulama Mühendisi tarafından cihazın, cihazın bir parçasının veya bir cihaz bileşeninin kusurlu olduğu tespit edilirse, Banner RMA (İade Mal Yetkilendirme) prosedürü hakkında bilgilendirilirsiniz.

ÖNEMLİ: İade etmeniz istenirse, cihazı dikkatli bir şekilde paketleyin. İade nakliyesinde meydana gelecek hasarlar garanti kapsamında değildir.

Yerel Banner Engineering Corp distribütörünüzle iletişime geçerek veya doğrudan (763) 544-3164 numaralı telefondan Banner'ı arayarak ürün onarımlarıyla ilgili yardım alın. Ana dilinize çevrilmiş dokümanlara www.bannerengineering.com adresindeki Banner web sitesinden erişebilir veya (763) 544-3164 numaralı telefondan doğrudan Banner ile iletişime geçebilirsiniz.

Contact Us

Banner Engineering Corp. | 9714 Tenth Avenue North | Plymouth, MN 55441, USA | Phone: + 1 888 373 6767

For worldwide locations and local representatives, visit www.bannerengineering.com.

Banner Engineering Corp Limited Warranty

Banner Engineering Corp. warrants its products to be free from defects in material and workmanship for one year following the date of shipment. Banner Engineering Corp. will repair or replace, free of charge, any product of its manufacture which, at the time it is returned to the factory, is found to have been defective during the warranty period. This warranty does not cover damage or liability for misuse, abuse, or the improper application or installation of the Banner product.

THIS LIMITED WARRANTY IS EXCLUSIVE AND IN LIEU OF ALL OTHER WARRANTIES WHETHER EXPRESS OR IMPLIED (INCLUDING, WITHOUT LIMITATION, ANY WARRANTY OF MERCHANTABILITY OR FITNESS FOR A PARTICULAR PURPOSE), AND WHETHER ARISING UNDER COURSE OF PERFORMANCE, COURSE OF DEALING OR TRADE USAGE.

This Warranty is exclusive and limited to repair or, at the discretion of Banner Engineering Corp., replacement. **IN NO EVENT SHALL BANNER ENGINEERING CORP. BE LIABLE TO BUYER OR ANY OTHER PERSON OR ENTITY FOR ANY EXTRA COSTS, EXPENSES, LOSSES, LOSS OF PROFITS, OR ANY INCIDENTAL, CONSEQUENTIAL OR SPECIAL DAMAGES RESULTING FROM ANY PRODUCT DEFECT OR FROM THE USE OR INABILITY TO USE THE PRODUCT, WHETHER ARISING IN CONTRACT OR WARRANTY, STATUTE, TORT, STRICT LIABILITY, NEGLIGENCE, OR OTHERWISE.**

Banner Engineering Corp. reserves the right to change, modify or improve the design of the product without assuming any obligations or liabilities relating to any product previously manufactured by Banner Engineering Corp. Any misuse, abuse, or improper application or installation of this product or use of the product for personal protection applications when the product is identified as not intended for such purposes will void the product warranty. Any modifications to this product without prior express approval by Banner Engineering Corp will void the product warranties. All specifications published in this document are subject to change; Banner reserves the right to modify product specifications or update documentation at any time. Specifications and product information in English supersede that which is provided in any other language. For the most recent version of any documentation, refer to: www.bannerengineering.com.

For patent information, see www.bannerengineering.com/patents.

© Banner Engineering Corp. All rights reserved.
www.bannerengineering.com

Mexican Importer

Banner Engineering de Mèxico, S. de R.L. de C.V. | David Alfaro Siqueiros 103 Piso 2 Valle oriente | San Pedro Garza Garcia Nuevo Leòn, C. P. 66269

81 8363.2714

© Banner Engineering Corp. All rights reserved.

LinkedIn

X

Facebook

Instagram



© 2026. All rights reserved.