# Features



- 457 mm (18 in) long, vinyl-coated
- Works with cabled and quick-disconnect (QD) connector models of WL50, WL50S, and LED..S50L
- Various mounting options
- Hex nut and o-ring are included (with 1/2-14 NPSM Base connection models)

# Models

| Model | Base Connection | Light Connection | Used with |
|---|---|---|---|
| **FLX18-1212** | 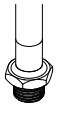 1/2 - 14 NPSM |  1/2 - 14 NPSM (Male) | WL50<br>WL50PB<br>WL50-2<br>WL50-2PB<br>(cabled and QD models) |
| **FLX18-F12** | 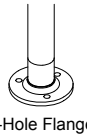 3-Hole Flange | | |
| **FLX18-12M30** | 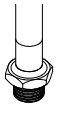 1/2 - 14 NPSM |  M30 x 1.5 (Female) | WL50<br>WL50PB<br>WL50S<br>WL50-2<br>WL50-2PB<br>LED..S50<br>(cabled and QD models) |
| **FLX18-DM30** | 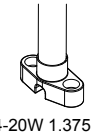 2 x 1/4-20W 1.375 spacing | | |
| **FLX18-FM30** | 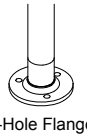 3-Hole Flange | | |

Original Instructions
31-Mar-26

© Banner Engineering Corp. All rights reserved.
www.bannerengineering.com

170238
p/n: 170238 Rev. B

ПРОМЭЛЕКТРОНИКА/ sales@prom-elec.com

# Base Dimensions

All measurements are listed in millimeters [inches], unless noted otherwise. The measurements provided are subject to change.

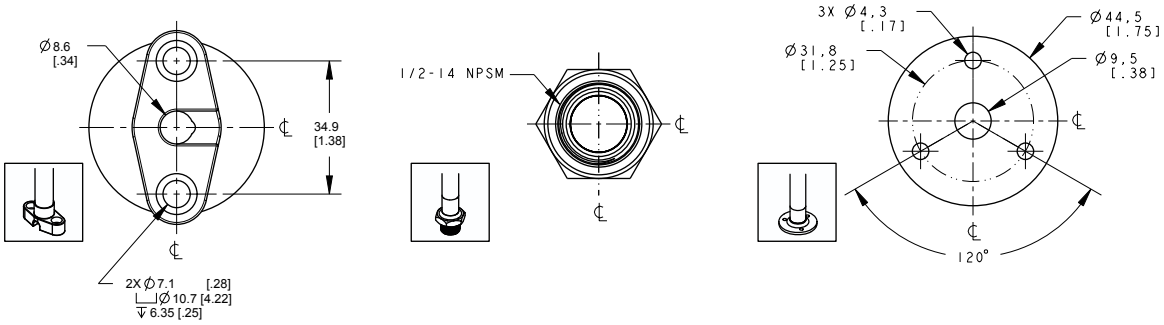


# Accessories

## Brackets

**SMBFLXCLAMPD**
- Use with Flex Arm Mount FLX18-DM30 model
- CAD Files: DXF, PDF, IGS, STP

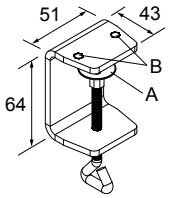


**SMBFLXMAG**
- Use with Flex Arm Mount models with 1/2-14 NPSM Base Connection
- CAD Files: DXF, PDF, IGS, STP

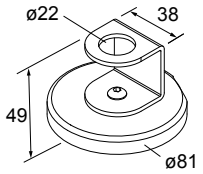


**SMBFLXMAGD**
- Use with Flex Arm Mount FLX18-DM30 model
- CAD Files: DXF, PDF, IGS, STP

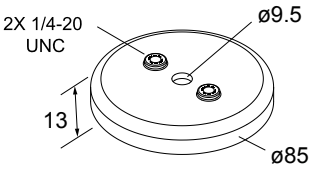


Use the following bracket with Flex Arm Mount models with 1/2-14 NPSM Base Connection:

**SMB22A**
- Right-angle bracket with curved slot for versatile orientation
- 12-ga. stainless steel
- Mounting hole for 22 mm sensor
- CAD Files: DXF, PDF, IGS, STP

**Hole center spacing:** A to B = 26.0
**Hole size:** A = ø 4.6, B = 4.6 x 16.9, C = 22.2

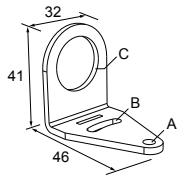


**Bracket Protective Cover**


© Banner Engineering Corp. All rights reserved.
www.bannerengineering.com

| | |
|---|---|
| **SMBFLXMAGR**<br>• Protective magnet cover<br>• Prevents scratches to painted surfaces<br>• Used with SMBFLXMAG and SMBFLXMAGD | 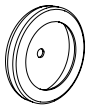 |

**LMB Sealed Right-Angle Bracket**

Use with Flex Arm Mount models with 1/2-14 NPSM Base Connection:

| Model | Description | Construction | |
|---|---|---|---|
| **LMBE12RA**<br>CAD Files: DXF, PDF, IGS, STP | **Pipe-Mount Models:** Bracket kit with base, ½-14 pipe adapter, set screw, fasteners, O-rings, and gaskets. For use with stand-off pipe (listed and sold separately). | Black polycarbonate |  |
| **LMBE12RAC**<br>CAD Files: DXF, PDF, IGS, STP | | Gray polycarbonate | |

## Power Supply

| Model | Voltage | Connection | Description | |
|---|---|---|---|---|
| **PS24W** | 24 V DC at 1A | 4-pin M12 QD connector | Non-industrial (not sealed) power supply, converts 100-240 V AC to 24 V DC |  |

## Field Wireable Connector

| Model | Style | Pinout | Dimensions |
|---|---|---|---|
| **FIC-M12M4** | 4-Pin Male Straight | 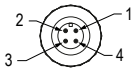<br>1 = Brown<br>2 = Not used<br>3 = Blue<br>4 = Not used | 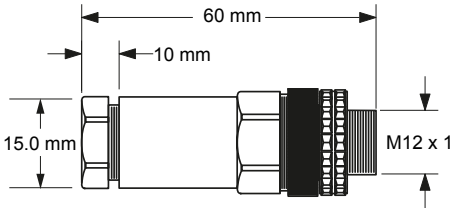 |

# Banner Engineering Corp Limited Warranty

Banner Engineering Corp. warrants its products to be free from defects in material and workmanship for one year following the date of shipment. Banner Engineering Corp. will repair or replace, free of charge, any product of its manufacture which, at the time it is returned to the factory, is found to have been defective during the warranty period. This warranty does not cover damage or liability for misuse, abuse, or the improper application or installation of the Banner product.

**THIS LIMITED WARRANTY IS EXCLUSIVE AND IN LIEU OF ALL OTHER WARRANTIES WHETHER EXPRESS OR IMPLIED (INCLUDING, WITHOUT LIMITATION, ANY WARRANTY OF MERCHANTABILITY OR FITNESS FOR A PARTICULAR PURPOSE), AND WHETHER ARISING UNDER COURSE OF PERFORMANCE, COURSE OF DEALING OR TRADE USAGE.**

This Warranty is exclusive and limited to repair or, at the discretion of Banner Engineering Corp., replacement. **IN NO EVENT SHALL BANNER ENGINEERING CORP. BE LIABLE TO BUYER OR ANY OTHER PERSON OR ENTITY FOR ANY EXTRA COSTS, EXPENSES, LOSSES, LOSS OF PROFITS, OR ANY INCIDENTAL, CONSEQUENTIAL OR SPECIAL DAMAGES RESULTING FROM ANY PRODUCT DEFECT OR FROM THE USE OR INABILITY TO USE THE PRODUCT, WHETHER ARISING IN CONTRACT OR WARRANTY, STATUTE, TORT, STRICT LIABILITY, NEGLIGENCE, OR OTHERWISE.**

Banner Engineering Corp. reserves the right to change, modify or improve the design of the product without assuming any obligations or liabilities relating to any product previously manufactured by Banner Engineering Corp. Any misuse, abuse, or improper application or installation of this product or use of the product for personal protection applications when the product is identified as not intended for such purposes will void the product warranty. Any modifications to this product without prior express approval by Banner Engineering Corp will void the product warranties. All specifications published in this document are subject to change; Banner reserves the right to modify product specifications or update documentation at any time. Specifications and product information in English supersede that which is provided in any other language. For the most recent version of any documentation, refer to: www.bannerengineering.com.

For patent information, see www.bannerengineering.com/patents.


© Banner Engineering Corp. All rights reserved.
www.bannerengineering.com