S15S Temperature, Humidity, and Dew Point Sensor Product Manual

Features

The temperature, humidity, and dew point sensor works in a variety of environments to provide temperature, humidity, and dew point measurements.



- Temperature, humidity, and dew point monitoring in one device
- Connects via RS485 Modbus® registers
- Rugged overmolded design
- Ships with aluminum grill filter cap
- Optional stainless steel 10 µm sintered filter available separately
- Continuous process data values for temperature, humidity, and dew point
- Ideal for tracking ambient conditions in critical applications

Models

Model Number	Function	Control	Connector
S15S-TH-MQ	Temperature, humidity, and dew point sensor	Modbus	Integral 4-pin M12 male quick-disconnect connector

Configuration Instructions

SNAP SIGNAL® Configuration Software

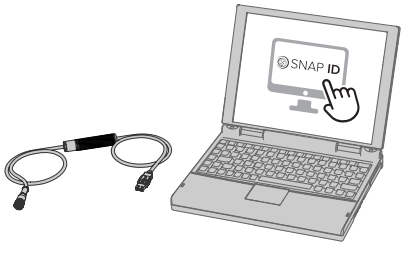

Banner's SNAP SIGNAL® Configuration Software offers an easy way to configure and demonstrate Banner Modbus devices.

Users have full control of device configuration, the ability to visualize device data, and to demonstrate device features. The easy-to-use software provides a variety of tools and works with Banner Modbus devices.

Download the free SNAP SIGNAL Configuration Software at https://www.bannerengineering.com/sg/en/products/software/snap-signal-configuration-software.html .

For instructions on how to use the software to configure Modbus devices, use the SNAP SIGNAL Configuration Software Instruction Manual available from the software by going to **Help › Documentation**. The SNAP SIGNAL Configuration Software Instruction Manual can also be downloaded directly from www.bannerengineering.com.

Modbus Configuration

Sensor Data - Read Only

Sensor Address	Description	I/O Range		Holding Register Registration	
		Min Value	Max Value	Min (Dec)	Max (Dec)
40001	Humidity (%RH)	0	100%	0	10000
40002	Temperature (°C)	-1638.4	1638.3	-32768	32767
40003	Temperature (°F)				
40004	Dew Point (°C)				
40005	Dew Point (°F)				

The temperature = (Modbus register value) ÷ 20. The humidity = (Holding register value) ÷ 100. The dew point = (Holding register value) ÷ 100.

Original Instructions
06-Nov-26

© Banner Engineering Corp. All rights reserved.
www.bannerengineering.com

224483
p/n: 224483 Rev. D

ПРОМЭЛЕКТРОНИКА/ sales@prom-elec.com

COMs Settings

Sensor Address	Description	I/O Range	Comments	Default	Access
40601	Baud Rate	0 = 9.6k 1 = 19.2k 2 = 38.4k	0 = 9600 1 = 19200 2 = 38400	1	RW
40602	Parity	0 = None 1 = Odd 2 = Even	0 = None 1 = Odd 2 = Even	0	RW
40603	Address	1-254	-	1	RW
40605	Restore Factory Configuration	0 = No Operation, 1 = Restore	-	-	WO

Device Information

Sensor Address	Description	I/O Range	Comments	Default	Access
40606-40615	Banner Name	0..65535	-	Banner Engineering	RO
40616-40631	Product Name	0..65535	-	S15S-TH-MQ	RO
40632	Item H	0..65535	812242 split into two registers	12	RO
40633	Item L	0..65535		27164	RO
40634	Serial Number 1 (H)	0..65535	-	-	RO
40635	Serial Number 2	0..65535	-	-	RO
40636	Serial Number 3	0..65535	-	-	RO
40637	Serial Number 4 (L)	0..65535	-	-	RO
40644-40659	User Define Tag	0..65535	User writable space	More Sensors. More Solutions.	RW

Wiring

4-Pin Male M12 Quick Disconnect Connector	Pin	Wire Color	Sensor Connection
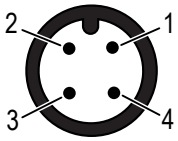	1	Brown	10 V DC to 30 V DC
	2	White	RS485/D1/B/+
	3	Blue	Ground (-)
	4	Black	RS485/D0/A/-

Status Indicators

Power LED Indicator (Green)
- Solid Green = Power On
- Off = Power Off

Modbus Communication LED Indicator (Amber LED 1)
- Flashing Amber= Modbus communications are active
- Off = Modbus communications are not present

Sensor Measurement LED Indicator (Amber LED 2)
- Flashes every five seconds

Specifications

Supply Voltage
10 V DC to 30 V DC at 50 mA maximum

Supply Current
Active Comms at 30 V DC: 4.5 mA

Supply Protection Circuitry
Protected against reverse polarity and transient voltages

Leakage Current Immunity
400 µA

Resolution
12-bits

Indicators
Green LED: Power
Amber LED 1 (Flashing): Modbus communications active
Amber LED 2 (Flashing Every 5 Seconds): Sensor measurement LED indicator

Stop Bit Default Value [WIP]
1

Connections
Integral 4-pin M12 male quick-disconnect connector

Construction
Coupling Material: Nickel-plated brass
Connector Body: PVC translucent black

© Banner Engineering Corp. All rights reserved.
www.bannerengineering.com

Vibration and Mechanical Shock

Meets IEC 60068-2-6 requirements (Vibration: 10 Hz to 55 Hz, 0.5 mm amplitude, 5 minutes sweep, 30 minutes dwell)

Meets IEC 60068-2-27 requirements (Shock: 15G 11 ms duration, half sine wave)

Environmental Rating at M12 Connection

IP65, IP67, IP68

UL Type 1

Temperature and/or Humidity Input

Sample Rate: 3 seconds

Humidity

Measuring Range: 0 to 100% relative humidity (RH)

Resolution: 0.1% RH

Accuracy:

± 3% at 0 °C to +70 °C (+32 °F to +158 °F) and 10% to 90% RH
± 7% at 0 °C to +70 °C (+32 °F to +158 °F), and 0% to 10% or 90% to 100% RH

Temperature

Measuring Range: –40 °C to +85 °C (–40 °F to +185 °F)

Resolution: 0.1 °C (32.18 °F)

Accuracy:

-40 °C to 0 °C (-40 °F to +32 °F): ± 0.8 °C (± 1.5 °F)
0 °C to +60 °C (+32 °F to +140 °F): ± 0.7 °C (± 1 °F)
+60 °C to +85 °C (+140 °F to +185 °F): ± 1.3 °C (± 2.2 °F)

Operating Conditions

Temperature: –40 °C to +70 °C (–40 °F to +158 °F)

90% at +70 °C maximum relative humidity (non-condensing)

Storage Temperature: –40 °C to +80 °C (–40 °F to +176 °F)

Required Overcurrent Protection

WARNING: Electrical connections must be made by qualified personnel in accordance with local and national electrical codes and regulations.

Overcurrent protection is required to be provided by end product application per the supplied table.

Overcurrent protection may be provided with external fusing or via Current Limiting, Class 2 Power Supply.

Supply wiring leads < 24 AWG shall not be spliced.

For additional product support, go to www.bannerengineering.com.

Supply Wiring (AWG)	Required Overcurrent Protection (A)	Supply Wiring (AWG)	Required Overcurrent Protection (A)
20	5.0	26	1.0
22	3.0	28	0.8
24	2.0	30	0.5

Certifications

Banner Engineering BV
Park Lane, Culliganlaan 2F bus 3
1831 Diegem, BELGIUM

Product Identification

SNAP SIGNAL®

FCC Part 15 Class B for Unintentional Radiators

(Part 15.105(b)) This equipment has been tested and found to comply with the limits for a Class B digital device, pursuant to part 15 of the FCC Rules. These limits are designed to provide reasonable protection against harmful interference in a residential installation. This equipment generates, uses, and can radiate radio frequency energy and, if not installed and used in accordance with the instructions, may cause harmful interference to radio communications. However, there is no guarantee that interference will not occur in a particular installation. If this equipment does cause harmful interference to radio or television reception, which can be determined by turning the equipment off and on, the user is encouraged to try to correct the interference by one or more of the following measures:

- Reorient or relocate the receiving antenna.
- Increase the separation between the equipment and receiver.
- Connect the equipment into an outlet on a circuit different from that to which the receiver is connected.
- Consult the dealer or an experienced radio/TV technician for help.

(Part 15.21) Any changes or modifications not expressly approved by the party responsible for compliance could void the user's authority to operate this equipment.

Industry Canada ICES-003(B)

This device complies with CAN ICES-3 (B)/NMB-3(B). Operation is subject to the following two conditions: 1) This device may not cause harmful interference; and 2) This device must accept any interference received, including interference that may cause undesired operation.

Cet appareil est conforme à la norme NMB-3(B). Le fonctionnement est soumis aux deux conditions suivantes : (1) ce dispositif ne peut pas occasionner d'interférences, et (2) il doit tolérer toute interférence, y compris celles susceptibles de provoquer un fonctionnement non souhaité du dispositif.

Dimensions

All measurements are listed in millimeters [inches], unless noted otherwise. The measurements provided are subject to change.

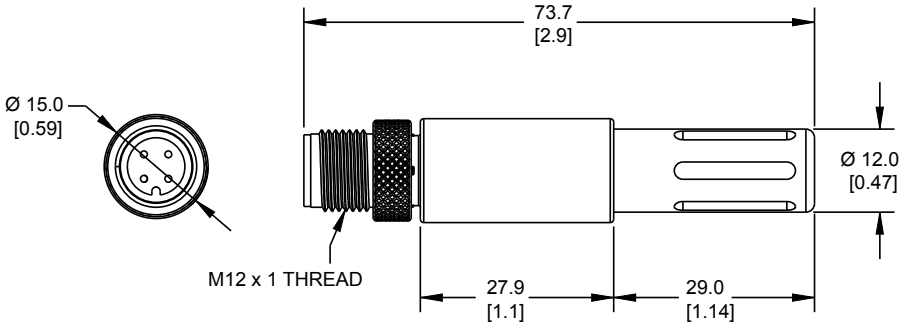

© Banner Engineering Corp. All rights reserved.
www.bannerengineering.com

Accessories

Temperature-Humidity Filter Caps

FTH-FIL-001
- Aluminum grill filter cap
- Factory default, ships with the S15S-TH*Q, M12FT*Q, and Q45 All-in-One sensors



FTH-FIL-002
- Stainless steel
- Sintered to 40-micrometer porosity (for high dust environments.)



Weather Shield

BWA-S15STH-SWS
- Provides additional protection from direct solar heating, rain, snow, and other environmental aspects
- Includes supporting clip and cable access for Banner Temperature / Relative Humidity sensors
- Designed to work with the S15S-TH-MQ and S15S-TH-KQ sensors
- 109.4 mm (4.31 in) diameter, 180.4 mm (7.11 in) tall (includes mounting bracket)
- CAD Files: DXF, PDF, IGS, STP



Cordsets

4-Pin A-Code Double-Ended M12 Female to M12 Male Cordsets (datasheet p/n 236186)				
Model	**Length**	**Dimensions (mm)**	**Pinouts**	
BC-M12F4-M12M4-22-1	1 m (3.28 ft)	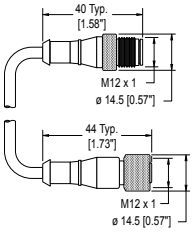	Female 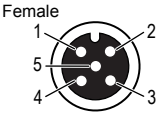 Male 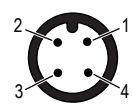	1 = Brown 2 = White 3 = Blue 4 = Black 5 = Unused c UL us LISTED
BC-M12F4-M12M4-22-2	2 m (6.56 ft)			
BC-M12F4-M12M4-22-3	3 m (9.84 ft)			
BC-M12F4-M12M4-22-4	4 m (13.12 ft)			
BC-M12F4-M12M4-22-5	5 m (16.4 ft)			
BC-M12F4-M12M4-22-10	10 m (30.81 ft)			
BC-M12F4-M12M4-22-15	15 m (49.2 ft)			

4-Pin A-Code Double-Ended M12 Female to M12 Male Right-Angle Cordsets (datasheet p/n 236186)				
Model	**Length**	**Dimensions (mm)**	**Pinouts**	
BC-M12F4-M12M4A-22-1	1 m (3.28 ft)	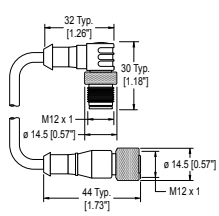	Female 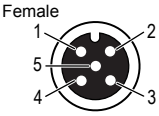 Male 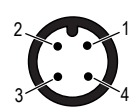	1 = Brown 2 = White 3 = Blue 4 = Black 5 = Unused c UL us LISTED
BC-M12F4-M12M4A-22-2	2 m (6.56 ft)			
BC-M12F4-M12M4A-22-5	5 m (16.4 ft)			
BC-M12F4-M12M4A-22-8	8 m (26.25 ft)			
BC-M12F4-M12M4A-22-10	10 m (30.81 ft)			
BC-M12F4-M12M4A-22-15	15 m (49.2 ft)			

© Banner Engineering Corp. All rights reserved.
www.bannerengineering.com

4-Pin A-Code Double-Ended M12 Female Right-Angle to M12 Male Right-Angle Cordsets (datasheet p/n 236186)				
Model	**Length**	**Dimensions (mm)**	**Pinouts**	
BC-M12F4A-M12M4A-22-0.3	0.3 m (1 ft)	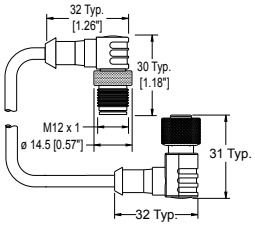	Female 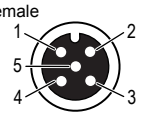 Male 	1 = Brown 2 = White 3 = Blue 4 = Black 5 = Unused c UL us LISTED
BC-M12F4A-M12M4A-22-1	1 m (3.28 ft)			
BC-M12F4A-M12M4A-22-2	2 m (6.56 ft)			
BC-M12F4A-M12M4A-22-5	5 m (16.4 ft)			
BC-M12F4A-M12M4A-22-8	8 m (26.25 ft)			
BC-M12F4A-M12M4A-22-10	10 m (30.81 ft)			
BC-M12F4A-M12M4A-22-15	15 m (49.2 ft)			

Splitter Cordsets

5-Pin Double-Ended M12 Female to M12 Male Flat Junction Splitter Cordsets			
Model	**Description**	**Pinout (Male)**	**Pinout (Female)**
CSB4-M1251M1250	Four (no cable) 5-pin M12 female quick-disconnect connectors One 0.3 m (0.98 ft) cable with a 5-pin M12 male quick-disconnect connector Parallel wiring		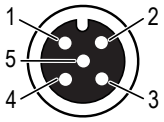
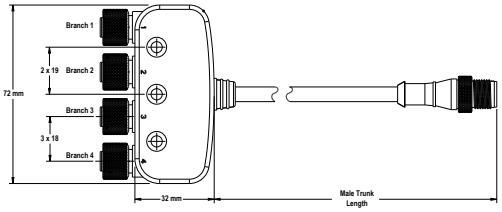		1 = Brown 2 = White 3 = Blue 4 = Black 5 = Gray	1 = Brown 2 = White 3 = Blue 4 = Black 5 = Gray

4-Pin M12 Female RS-485 to USB Adapter Cordset, with Wall Plug (datasheet p/n 140377)			
Model	**Length**		**Pinout (Female)**
BWA-UCT-900	1 m (3.28 ft)		 1 = Brown 2 = White 3 = Blue 4 = Black

Splitter Tee

5-Pin M12 Female to M12 Male Splitter Tee			
Model		**Pinout (Male)**	**Pinout (Female)**
CSB-M1250M1250-T • Trunk: One 5-pin M12 male quick-disconnect connector • Branches: Two 5-pin M12 female quick-disconnect connectors • Parallel wiring		 1 = Brown 2 = White 3 = Blue 4 = Black 5 = Gray	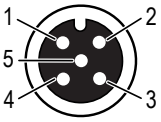 1 = Brown 2 = White 3 = Blue 4 = Black 5 = Gray

© Banner Engineering Corp. All rights reserved.
www.bannerengineering.com

Molded Junction Blocks

Model		Pinout (Male)	Pinout (Female)
R50-4M125-M125Q-P Molded Junction Block • Four integral 5-pin M12 female quick-disconnect connectors (nylon fitting) • One integral 5-pin M12 male quick-disconnect connector (nylon fitting) • Parallel wiring • Product documentation (p/n 227974)		 1 = Brown 2 = White 3 = Blue 4 = Black 5 = Gray	 1 = Brown 2 = White 3 = Blue 4 = Black 5 = Gray
R95-8M125-M125Q-P Molded Junction Block • Eight integral 5-pin M12 female quick-disconnect connectors (nylon fitting) • One integral 5-pin M12 male quick-disconnect connector (nylon fitting) • Parallel wiring • Product documentation (p/n 227974)			

Bracket

LMBS15MAG • Attaches to S15 housing • White polypropylene • 11.8 kg (26 lb) pull force • One piece • CAD Files: DXF, PDF, IGS, STP	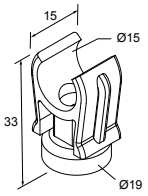

Product Support and Maintenance

Clean Sensor with Compressed Air and Lint-Free Cloth

Handle the sensor with care during installation and operation. Sensor windows soiled by fingerprints, dust, water, oil, etc. create stray light that may degrade the peak performance of the sensor.

Blow dust from the sensor using filtered, compressed air, then clean as necessary using a lint-free cloth. Do not use any chemicals for cleaning.

Repairs and Translations (No Field-Replaceable Parts)

English

Contact Banner Engineering for troubleshooting of this device. **Do not attempt any repairs to this Banner device; it contains no field-replaceable parts or components.** If the device, device part, or device component is determined to be defective by a Banner Applications Engineer, they will advise you of Banner's RMA (Return Merchandise Authorization) procedure.

```
IMPORTANT: If instructed to return the device, pack it with care. Damage that occurs in return shipping is
not covered by warranty.
```

Obtain assistance with product repairs by contacting your local Banner Engineering Corp distributor or by calling Banner directly at (763) 544-3164. Access literature translated into your native language on the Banner website at www.bannerengineering.com or contact Banner directly at (763) 544-3164.

© Banner Engineering Corp. All rights reserved.
www.bannerengineering.com

Deutsch

Wenden Sie sich zur Fehlerbehebung dieses Geräts an Banner Engineering. **Versuchen Sie nicht, Reparaturen an diesem Banner-Gerät vorzunehmen. Das Gerät enthält keine am Einsatzort auszuwechselnden Teile oder Komponenten.** Wenn ein Banner-Anwendungstechniker zu dem Schluss kommt, dass dieses Gerät, ein Teil oder eine Komponente davon defekt ist, erhalten Sie von dem Techniker Erläuterungen zu Banners RMA-Verfahren (Return Merchandise Authorization) für die Warenrückgabe.

WICHTIG: Wenn Sie der Techniker anweist, das Gerät zurückzusenden, verpacken Sie es bitte sorgfältig. Transportschäden bei der Rücksendung werden von der Garantie nicht abgedeckt.

Unterstützung bei Produktreparaturen erhalten Sie von Ihrem örtlichen Banner Engineering Corp Händler oder direkt von Banner unter Tel. (763) 544-3164. Die in Ihre Muttersprache übersetzte Literatur finden Sie auf der Banner-Website unter www.bannerengineering.com oder kontaktieren Sie Banner direkt unter Tel. (763) 544-3164.

Français

Pour plus d'informations sur le dépannage du produit, contactez Banner Engineering. **Ne tentez pas de réparer ce dispositif Banner. Il ne contient aucun composant ou pièce qui puisse être remplacé sur place.** Si un ingénieur de Banner conclut que le dispositif ou l'une de ses pièces ou composants est défectueux, il vous informera de la procédure à suivre pour le retour des produits (RMA).

Important : Si vous devez retourner le dispositif, emballez-le avec soin. Les dégâts occasionnés pendant le transport de retour ne sont pas couverts par la garantie.

Pour vous aider lors de la réparation de produits, contactez votre distributeur Banner local our appelez directement Banner au (763) 544-3164. La documentation traduite dans votre langue est disponible sur le site internet de Banner www.bannerengineering.com ou contactez directement Banner au (763) 544-3164.

Italiano

Per le procedure di individuazione e riparazione dei guasti di questo dispositivo, contattare Banner Engineering. **Non tentare di riparare questo dispositivo Banner, in quanto non contiene parti o componenti sostituibili dall'utente.** Se il dispositivo, una parte del dispositivo o un componente del dispositivo viene riscontrato difettoso da un tecnico Banner, il nostro personale vi comunicherà la procedura da seguire per ottenere l'autorizzazione al reso.

Importante: Se si ricevono istruzioni di rispedire il dispositivo al produttore, imballarlo con cura. I danni dovuti al trasporto non sono coperti dalla garanzia.

Per assistenza nelle riparazioni dei prodotti, contattare il distributore locale Banner Engineering Corp o contattare direttamente Banner al numero (763) 544-3164. È possibile accedere alla documentazione tradotta nella propria lingua madre sul sito Web Banner all'indirizzo www.bannerengineering.com o contattare direttamente Banner al numero (763) 544-3164.

Español

Comuníquese con Banner Engineering para solucionar de problemas de este dispositivo. **No intente ninguna reparación a este dispositivo de Banner, contiene piezas o componente que no se pueden cambiar en terreno.** Si algún ingeniero de aplicaciones de Banner determina que el dispositivo, alguna de las piezas o alguno de los componentes del dispositivo está defectuoso, le informará el procedimiento de autorización de devolución de mercancía (RMA, por sus siglas en inglés) de Banner.

Importante: Si se le solicita devolver el dispositivo, empáquelo con cuidado. Puede haber daños durante el envío de devolución que no estén cubiertos por la garantía.

Para reparaciones de productos, por favor contacte a su distribuidor local de Banner Engineering o llame a Banner directamente al 00 1 (763) 544-3164. Vea la literatura traducida en su idioma en el sitio web Banner en www.bannerengineering.com o comuníquese con Banner directamente al 00 1 (763) 544-3164.

中国人

如需对本装置进行故障排查，请联系邦纳。**请勿尝试自行维修该邦纳装置；本装置不包含任何可在现场更换的部件或组件。** 若经邦纳应用工程师确认设备、设备部件或组件存在缺陷，他们将告知您邦纳退货授权 (RMA) 流程。

重要注意事项： 如被要求退回装置，请妥善包装后寄回。退货运输过程中发生的损坏不在保修范围内。

请联系当地的 Banner Engineering Corp 经销商或直接致电 Banner +1 (763) 544-3164，以获得产品维修帮助。请访问邦纳网站 www.bannerengineering.com 或直接拨打 +1 (763) 544-3164 联系邦纳，获取翻译成您母语的资料。

한국인

이 장치의 문제를 해결하려면 Banner Engineering에 문의하십시오. **이 Banner 장치에는 현장에서 교체할 수 있는 부품 또는 구성품이 없으므로 수리를 시도하지 마십시오.** Banner 애플리케이션 엔지니어가 장치, 장치 부품 또는 장치 구성품에 결함이 있는 것으로 판정하면, Banner의 RMA(제품 반송 승인)절차에 대해 안내해 드립니다.

중요: 제품을 반송하도록 안내 받으셨다면 잘 포장해주십시오. 반송 도중에 발생한 손상은 보증 서비스가 적용되지 않습니다.

제품 수리에 대한 지원은 지역 Banner Engineering Corp 대리점에 문의하거나 Banner에 직접 (763) 544-3164로 문의하실 수 있습니다. 사용자의 모국어로 번역된 자료는 Banner 웹사이트 www.bannerengineering.com에서 액세스하거나 Banner에 직접 (763) 544-3164로 문의하실 수 있습니다.

© Banner Engineering Corp. All rights reserved.
www.bannerengineering.com

日本語

この装置のトラブルシューティングについては、バナーエンジニアリングにお問い合わせください。**このバナー装置には、現場では交換できない部品またはコンポーネントが含まれているため、修理を試みてはいけません。** バナーのアプリケーションエンジニアが装置、装置の部品、または装置のコンポーネントに欠陥があると判断した場合、バナーのRMA（返品承認）手続きについてお知らせします。

重要 ： 返品を指示された場合は、装置を丁寧に梱包してください。返品時に発生した破損は保証の対象外となります。

製品の修理については、最寄りのBanner Engineering Corp代理店にお問い合わせいただくか、米国+1 (763) 544-3164まで直接お電話でお問い合わせください。バナーのウェブサイト（www.bannerengineering.com）でお客様の言語に翻訳された資料にアクセスするか、米国+1 (763) 544-3164まで直接お電話でお問い合わせください。

čeština

Pro řešení problémů se zařízením kontaktujte společnost Banner Engineering. **Neprovádějte žádné opravy zařízení Banner. Neobsahují žádné komponenty nebo části, které by byly vyměnitelné.** Pokud je zařízení, jeho část nebo díl označen technikem společnosti Banner jako poškozený, bude Vám doporučeno vyplnit reklamační RMA protokol.

Důležité: Pokud byl vydán požadavek na vrácení zařízení, pečlivě ho zabalte. Poškození vzniklé při dopravě není považováno za záruční opravu.

Pokud produkt potřebuje opravu, vyžádejte si pomoc od místního distributora společnosti Banner Engineering Corp nebo přímo na telefonním čísle (763) 544-3164. Dokumentaci přeloženou do vašeho jazyka si vyhledejte na webových stránkách společnosti Banner na adrese www.bannerengineering.com nebo se obraťte přímo na společnost Banner na telefonním čísle (763) 544-3164.

Polski

W celu rozwiązania problemów z urządzeniem należy skontaktować się z działem technicznym firmy Banner Engineering. **Pod żadnym pozorem nie próbuj naprawiać tego urządzenia firmy Banner; nie zawiera ono części ani elementów, które można wymieniać samodzielnie.** Jeśli urządzenie, jego część lub element zostaną uznane za wadliwe przez inżyniera technicznego Banner, poinformuje on użytkownika o firmowej procedurze zwrotu towaru (RMA) firmy Banner.

Ważne: Jeśli urządzenie ma zostać zwrócone, należy je starannie zapakować. Uszkodzenia powstałe podczas odsyłki nie są objęte gwarancją.

Aby uzyskać pomoc w zakresie naprawy produktu, należy skontaktować się z lokalnym dystrybutorem Banner Engineering Corp lub zadzwonić bezpośrednio do firmy Banner pod numer (763) 544-3164. Dostęp do literatury przetłumaczonej na swój język ojczysty można uzyskać na stronie internetowej firmy Banner pod adresem www.bannerengineering.com lub kontaktując się bezpośrednio z firmą Banner pod numerem (763) 544-3164.

Português

Entre em contato com a Engenharia da Banner para a solução de problemas deste dispositivo. **Não tente fazer nenhum reparo neste dispositivo Banner; ele não contém peças ou componentes substituíveis em campo.** Se um técnico de aplicações da Banner determinar que o dispositivo, peça ou componente do dispositivo está com defeito, ele o informará sobre o procedimento de RMA (Autorização de Devolução de Mercadoria) da Banner.

Importante: Se for instruído a devolver o dispositivo, embale-o com cuidado. Os danos ocorridos no transporte de devolução não são cobertos pela garantia.

Obtenha assistência para reparos do produto entrando em contato com o distribuidor local da Banner Engineering Corp ou ligando diretamente para a Banner no telefone (763) 544-3164. Acesse a literatura traduzida para seu idioma nativo no site da Banner em www.bannerengineering.com ou entre em contato diretamente com a Banner pelo telefone (763) 544-3164.

Türkçe

Bu cihazda sorun giderme işlemleri için Banner Engineering ile iletişime geçin. **Bu Banner cihazını onarmaya çalışmayın; cihaz sahada değiştirilebilir parça veya bileşen içermez.** Bir Banner Uygulama Mühendisi tarafından cihazın, cihazın bir parçasının veya bir cihaz bileşeninin kusurlu olduğu tespit edilirse, Banner RMA (İade Mal Yetkilendirme) prosedürü hakkında bilgilendirilirsiniz.

ÖNEMLİ: İade etmeniz istenirse, cihazı dikkatli bir şekilde paketleyin. İade nakliyesinde meydana gelecek hasarlar garanti kapsamında değildir.

Yerel Banner Engineering Corp distribütörünüzle iletişime geçerek veya doğrudan (763) 544-3164 numaralı telefondan Banner'ı arayarak ürün onarımlarıyla ilgili yardım alın. Ana dilinize çevrilmiş dokümanlara www.bannerengineering.com adresindeki Banner web sitesinden erişebilir veya (763) 544-3164 numaralı telefondan doğrudan Banner ile iletişime geçebilirsiniz.

Contact Us

Banner Engineering Corp. | 9714 Tenth Avenue North | Plymouth, MN 55441, USA | Phone: + 1 888 373 6767

For worldwide locations and local representatives, visit www.bannerengineering.com.

Banner Engineering Corp Limited Warranty

Banner Engineering Corp. warrants its products to be free from defects in material and workmanship for one year following the date of shipment. Banner Engineering Corp. will repair or replace, free of charge, any product of its manufacture which, at the time it is returned to the factory, is found to have been defective during the warranty period. This warranty does not cover damage or liability for misuse, abuse, or the improper application or installation of the Banner product.

THIS LIMITED WARRANTY IS EXCLUSIVE AND IN LIEU OF ALL OTHER WARRANTIES WHETHER EXPRESS OR IMPLIED (INCLUDING, WITHOUT LIMITATION, ANY WARRANTY OF MERCHANTABILITY OR FITNESS FOR A PARTICULAR PURPOSE), AND WHETHER ARISING UNDER COURSE OF PERFORMANCE, COURSE OF DEALING OR TRADE USAGE.

© Banner Engineering Corp. All rights reserved.
www.bannerengineering.com

This Warranty is exclusive and limited to repair or, at the discretion of Banner Engineering Corp., replacement. **IN NO EVENT SHALL BANNER ENGINEERING CORP. BE LIABLE TO BUYER OR ANY OTHER PERSON OR ENTITY FOR ANY EXTRA COSTS, EXPENSES, LOSSES, LOSS OF PROFITS, OR ANY INCIDENTAL, CONSEQUENTIAL OR SPECIAL DAMAGES RESULTING FROM ANY PRODUCT DEFECT OR FROM THE USE OR INABILITY TO USE THE PRODUCT, WHETHER ARISING IN CONTRACT OR WARRANTY, STATUTE, TORT, STRICT LIABILITY, NEGLIGENCE, OR OTHERWISE.**

Banner Engineering Corp. reserves the right to change, modify or improve the design of the product without assuming any obligations or liabilities relating to any product previously manufactured by Banner Engineering Corp. Any misuse, abuse, or improper application or installation of this product or use of the product for personal protection applications when the product is identified as not intended for such purposes will void the product warranty. Any modifications to this product without prior express approval by Banner Engineering Corp will void the product warranties. All specifications published in this document are subject to change; Banner reserves the right to modify product specifications or update documentation at any time. Specifications and product information in English supersede that which is provided in any other language. For the most recent version of any documentation, refer to: www.bannerengineering.com.

For patent information, see www.bannerengineering.com/patents.

© Banner Engineering Corp. All rights reserved.