# Adjustable and Swivel Brackets

## 12 mm Brackets

**SMB1812SF**
- Swivel bracket with 12 mm mounting hole
- Black reinforced thermoplastic polyester
- Stainless steel mounting and swivel locking hardware included
- CAD Files: DXF, PDF, IGS, STP

**Hole center spacing:** A = 36.1
**Hole size:** A = ø 5.0, B = ø 12.0

**SMBQ12A**
- Adjustable right-angle bracket
- 20-ga. 300 series stainless steel
- CAD Files: DXF, PDF, IGS, STP

**Hole center spacing:** A to B = 7.6
**Hole size:** A = 3.5 x 8.1, B=ø 3.2

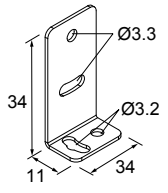


## 18 mm Brackets

**SMB1815SF**
- Swivel with set screws for mounting sensors by the cable hub
- Black reinforced thermoplastic polyester
- Stainless steel swivel locking hardware and hex wrench included
- CAD Files: DXF, PDF, IGS, STP

**Hole center spacing:** A = 36.0
**Hole size:** A = ø 5.0, B = ø 15.0

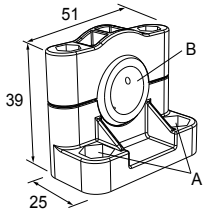


**SMB18FA..-SS**
- Swivel bracket with tilt and pan movement for precision adjustment
- Easy sensor mounting to extruded rail T-slots
- Stainless steel
- Metric and inch size bolts available
- 18 mm sensor mounting hole

**Hole size:** B=ø 18.1

**Bolt Thread (A):**
SMB18FA-SS = 3/8 - 16 × 2 in
CAD Files: DXF, PDF, IGS, STP
SMB18FAM10-SS = M10 - 1.5 × 50
CAD Files: DXF, PDF, IGS, STP
SMB18FAM12-SS = n/a; no bolt included. Mounts directly to 12 mm (½ in) rods
CAD Files: DXF, PDF, IGS, STP

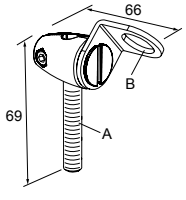


**SMB18S**
- 18 mm swivel bracket
- Black thermoplastic polyester
- Stainless steel mounting hardware included (Two M5 x 0.8 x 60 mm screws)
- CAD Files: DXF, PDF, IGS, STP

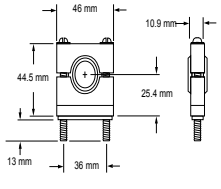


**SMB18SF**
- 18 mm swivel bracket with M18 × 1 internal thread
- Black thermoplastic polyester
- Stainless steel swivel locking hardware included
- CAD Files: DXF, PDF, IGS, STP

**Hole center spacing:** A = 36.0
**Hole size:** A = ø 5.3, B = ø 18.0

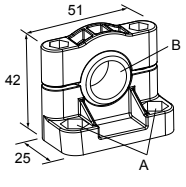


**SMB3018SC**
- 18 mm swivel side or barrel-mount bracket
- Black reinforced thermoplastic polyester
- Stainless steel swivel locking hardware included
- CAD Files: DXF, PDF, IGS, STP

**Hole center spacing:** A = 50.8
**Hole size:** A = ø 7.0, B = ø 18.0

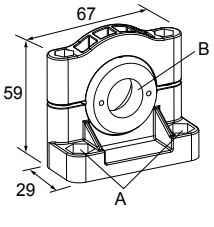




© Banner Engineering Corp. All rights reserved.
www.bannerengineering.com

b_51963171
p/n: b_51963171 Rev. B

ПРОМЭЛЕКТРОНИКА/ sales@prom-elec.com

## 30 mm Brackets

**SMB30S**
- Swivel bracket with 30 mm mounting hole for sensor
- Adjustable captive swivel ball
- Black reinforced thermoplastic polyester
- Stainless steel mounting and swivel locking hardware included
- CAD Files: DXF, PDF, IGS, STP

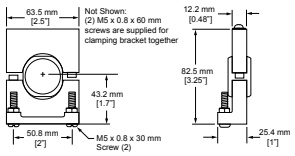


**SMB30SC**
- Swivel bracket with 30 mm mounting hole for sensor
- Black reinforced thermoplastic polyester
- Stainless steel mounting and swivel locking hardware included
- CAD Files: DXF, PDF, IGS, STP

**Hole center spacing:** A=ø 50.8
**Hole size:** A=ø 7.0, B=ø 30.0

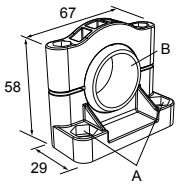


**SMB30SK**
- Flat-mount swivel bracket with extended range of motion
- Black reinforced thermoplastic polyester and 316 stainless steel
- Stainless steel swivel locking hardware included
- CAD Files: DXF, PDF, IGS, STP

**Hole center spacing:** A=50.8
**Hole size:** A=ø 7, B=ø 18

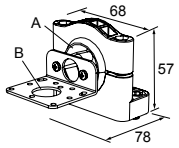


**SMB30SUS**
- Side-mount swivel with extended range of motion
- Black reinforced thermoplastic polyester
- Stainless steel swivel locking hardware included
- CAD Files: DXF, PDF, IGS, STP

**Hole center spacing:** A=50.8, B=24.1
**Hole size:** A=ø 7, B=ø 7.6

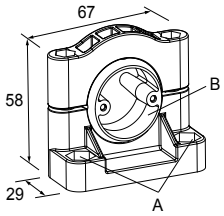


## LMBxx Lighting Brackets

**LMBSD50-180S**
- Metal mounting bracket kit with 180-degree rotation
- Stainless steel
- Hardware included
- CAD Files: DXF, PDF, IGS, STP

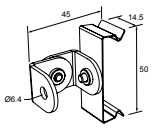


**LMBWLB32-180S**
- Swivel bracket kit allows 180° of movement
- CAD Files: DXF, PDF, IGS, STP

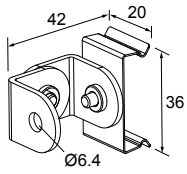


**LMBWLB72RAS**
- Swivel brackets allow for 180° of movement in seven fixed positions
- Stainless steel
- Includes two swivel bracket assemblies and eight screws
- CAD Files: DXF, PDF, IGS, STP

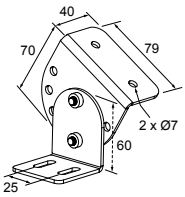


**LMBWLB92RAS**
- Swivel brackets allow for 180° of movement in seven fixed positions
- Stainless steel
- Includes two swivel bracket assemblies, eight screws, and four t-nuts
- CAD Files: DXF, PDF, IGS, STP

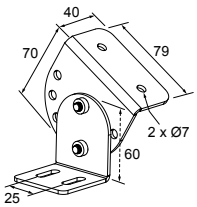


**LMBWLC60RAS**
- Pair of two swivel mount, right-angle brackets
- 300 series stainless steel
- Includes hardware for mounting to light
- CAD Files: DXF, PDF, IGS, STP

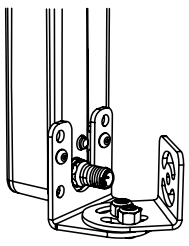

**LMBWLC90PT**
- Pan and tilt bracket
- 300 series stainless steel
- Hardware for connecting to light included
- CAD Files: DXF, PDF, IGS, STP



Continued on page 3


© Banner Engineering Corp. All rights reserved. www.bannerengineering.com

Continued from page 2

**LMBWLS15-150S**
- Set of 2 stainless steel swivel brackets, allows for 150° of movement
- Clearance hole for M5 button head screw
- CAD Files: DXF, PDF, IGS, STP

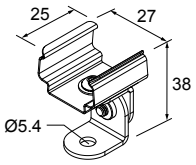


## MBK Brackets

**AG4-MBK1**
- Metal swivel bracket for mounting and aligning
- CAD Files: DXF, PDF, IGS, STP

**Hole center spacing:** A = 63.0
**Hole size:** 9.0 × 20.4

**EZA-MBK-2**
- Adapter bracket for mounting SSM series mirror to MSA series stands
- CAD Files: DXF, PDF, IGS, STP

**Hole center spacing:** A = 63.9, B = 19.9, A to B = 22.0
**Hole size:** A = ø 8.3, B = ø 4.8

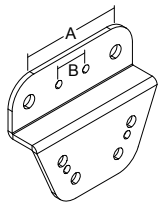


**EZA-MBK-3**
- Two-piece side-swivel bracket kit
- 180° range of motion
- 8-ga. cold-rolled steel with black corrosion-resistant zinc chromate finish
- CAD Files: DXF, PDF, IGS, STP

**Hole center spacing:** A = 65.0
**Hole size:** A = ø 7.0

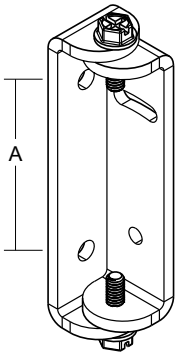


**EZA-MBK-4**
- Top-mounting kit with SMB30SC swivel bracket and threaded adapter
- 45° rotation in any direction
- Black-reinforced thermoplastic polyester
- CAD Files: DXF, PDF, IGS, STP

**Hole center spacing:** 50.8
**Hole size:** ø 7.0

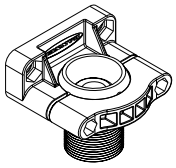

**EZA-MBK-5**
- Bottom-mounting kit with SMB30SC swivel bracket and threaded adapter plate
- 45° rotation in any direction
- Black-reinforced thermoplastic polyester
- CAD Files: DXF, PDF, IGS, STP

**Hole center spacing:** 50.8
**Hole size:** ø 7.0

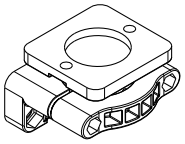

**EZLSA-MBK-12**
- Swivel center brackets
- Used with emitter and receiver
- CAD Files: DXF, PDF, IGS, STP

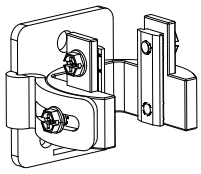

**EZLSA-MBK-20**
- Adapter brackets for mounting to engineered/slotted aluminum framing such as 80/20™ and Unistrut™
- Angled slots allow mounting to 20 mm to 40 mm dual channel and center slot; allows mounting to single channel framing
- CAD Files: DXF, PDF, IGS, STP

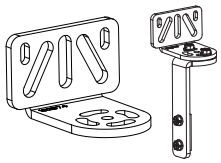

**EZLSA-MBK-HTE-1**
- Stamped, hygienic swivel bracket
- 304 stainless steel
- Non-metallic FDA-compliant gaskets
- Two brackets included per kit
- M5 screws (8 mm socket); 65 in·lbs
- CAD Files: DXF, PDF, IGS, STP

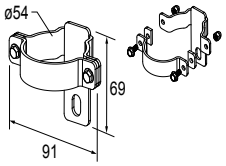


**EZLSA-MBK-HTE-2**
- Cast, hygienic swivel bracket
- Polished 316 stainless steel with rounded edges for cleanliness in demanding environments
- Non-metallic FDA-compliant bushing
- M10 mount on opposite side of clamping nuts
- Two brackets included per kit
- 5/16 inch - 18 UNC screws (9/16-inch socket); 65 in·lbs
- CAD Files: DXF, PDF, IGS, STP

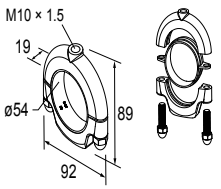


**LPA-MBK-20**
- Universal adapter bracket for mounting to engineered/slotted aluminum framing (example, 80/20™, Bosch)
- Use with LPA-MBK-11, -12 or -13
- 12-ga. (2.66 mm) steel; black zinc plated
- Includes 1 bracket and hardware
- CAD Files: DXF, PDF, IGS, STP

**Hole center spacing:** A = 44.5, B = 20, C = 40
**Hole size:** A = 4.8 × 10.2; B , C = 7 × 26.8


© Banner Engineering Corp. All rights reserved. www.bannerengineering.com

## SMB S15 Bracket

**SMB-S15S-SWIVEL**
- 15 mm swivel bracket for S15 housing
- Aluminum alloy
- Screw mount
- CAD Files: DXF, PDF, IGS, STP

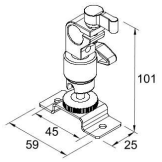


## SMB4xx Bracket

**SMB46X3**
- Assembly with mounting block and adjustable bracket
- Includes:
  - 2 mm Shortarm hex key
  - 3/64-in Shortarm hex key
  - 4 Set screws
- CAD Files: DXF, PDF, IGS, STP

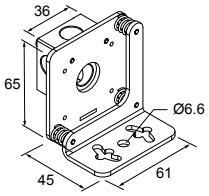


## SMB5xx Bracket

**SMBAMSK50R**
- Adjustable mounting bracket
- 14-gauge 304 stainless steel
- CAD Files: DXF, PDF, IGS, STP

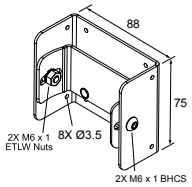


## SMBAxx and SMBBxx Brackets

**SMBAMSLEIP**
- Includes the mounting plate and two protective windows
- 90 plus degree rotation
- Window frames are black anodized aluminum; mounting plate is stainless steel
- The mounting plate, SMBAMSLTFP, can be ordered separately
- The replacement window, RWAMSLE, can be ordered separately
- CAD Files: DXF, PDF, IGS, STP

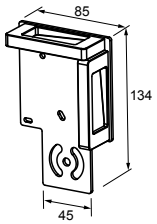


**SMBAMSLTFIP**
- Includes the mounting plate and two protective windows
- 90 plus degree rotation
- Window frames are black anodized aluminum; mounting plate is stainless steel
- The mounting plate, SMBAMSLTFP, can be ordered separately
- The replacement window, RWAMSLTF, can be ordered separately
- CAD Files: DXF, PDF, IGS, STP

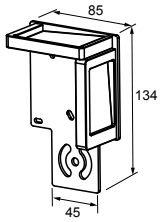


**SMBBSRA**
- 316 stainless steel bracket and hardware
- Right-angle swivel bracket for versatile orientation
- CAD Files: DXF, PDF, IGS, STP




© Banner Engineering Corp. All rights reserved. www.bannerengineering.com

## SMBIVUxx Bracket

**SMBIVUU**
- U-shaped swivel bracket kit
- 14-ga. stainless steel
- Hardware included
- Bottom mounting bracket, SMBIVUBP, can be ordered separately
- CAD Files: DXF, PDF, IGS, STP

**NOTE:** Use cables with right-angle connectors with this bracket kit.

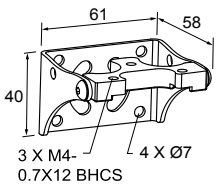


## SMBLxx Brackets

**SMBLLGS**
- Swivel mounting bracket
- CAD Files: DXF, PDF, IGS, STP

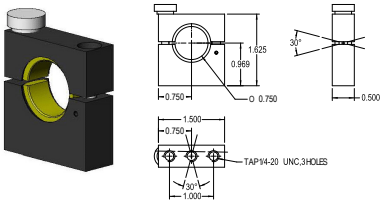


**SMBLAXU**
- U-shaped stainless steel bracket
- For use with **SMBLAXRA** to provide swivel adjustment
- CAD Files: DXF, PDF, IGS, STP

Includes:
- 2 Brackets
- 4 M5 screws (socket-drive, button head)
- 4 M5 T-nuts
- Four each stainless steel ¼-20 screws (socket drive, button head), lock nuts, washers

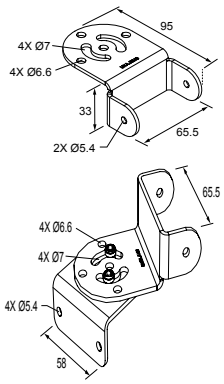


Combination View

**SMBLEFA**
- Swivel plate bracket
- 12 gauge stainless steel
- CAD Files: DXF, PDF, IGS, STP

**Hole size:** A = 4x ø 4.5

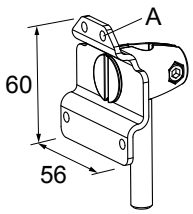


**SMBLGA**
- L-GAGE adjustable bracket assembly
- 304 Stainless Steel
- CAD Files: DXF, PDF, IGS, STP



**SMBLH30**
- LH series adjustable bracket
- Brackets for thickness and displacement measurement
- Anodized Aluminum
- For LH30 sensors
- CAD Files: DXF, PDF, IGS, STP

**Hole size:** A = M4
**Height:** H = 208.0



**SMBLH80**
- LH series adjustable bracket
- Brackets for thickness and displacement measurement
- Anodized Aluminum
- For LH80 sensors
- CAD Files: DXF, PDF, IGS, STP

**Hole size:** A = M4
**Height:** H = 358.0



**SMBLH150**
- LH series adjustable bracket
- Brackets for thickness and displacement measurement
- Anodized Aluminum
- For LH150 sensors
- CAD Files: DXF, PDF, IGS, STP

**Hole size:** A = M4
**Height:** H = 608.0



Continued on page 6


© Banner Engineering Corp. All rights reserved. www.bannerengineering.com

Continued from page 5

**SMBLTFFA**
- Swivel plate bracket
- 5 mm stainless steel
- CAD Files: DXF, PDF, IGS, STP

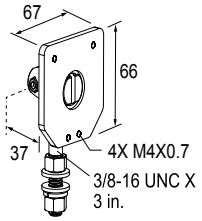


## SMBPVAxx Bracket

**SMBPVA9**
- Pair of two-piece swivel brackets
- Mount directly to sensor or to PVD or PVA protective brackets
- Designed for mounting sensor to look down
- CAD Files: DXF, PDF, IGS, STP



**SMBPVA11**
- Pair of two-piece swivel brackets for mounting indicator to 8 mm (5/16 in) metal rack system
- Articulation slot for ±90° rotation
- CAD Files: DXF, PDF, IGS, STP



## SMBQxx and SMBxQxx Brackets

**SMBAMSQ90R**
- Adjustable mounting bracket
- 14-Gauge 304 stainless steel
- M6 × 1 mounting hardware included
- CAD Files: DXF, PDF, IGS, STP

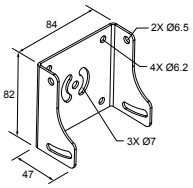


**SMBQ20H**
- Sensor horizontal flange mount
- ±10° swivel
- Stainless steel
- CAD Files: DXF, PDF, IGS, STP

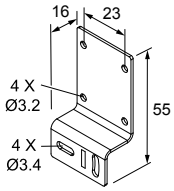


**SMBQ240SS1**
- Sensor mounting plate and pivoting bracket
- Provides ± 20° of tilt in one axis for enhanced sensor alignment
- 12-gauge stainless steel
- Sensor can mount on bracket horizontally or vertically
- CAD Files: DXF, PDF, IGS, STP

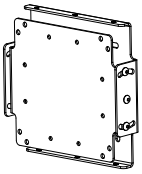

**SMBQ240SS2**
- Add-on accessory to be used in conjunction with SMBQ240SS1
- Provides ± 20° of tilt in second axis for maximum control of sensor alignment
- 12-gauge stainless steel
- CAD Files: DXF, PDF, IGS, STP

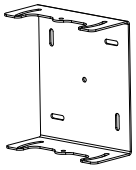

**SMBQ4X..**
- Swivel bracket with tilt and pan movement for precision adjustment
- Easy sensor mounting to extruded rail T-slots
- Metric and inch size bolts are available
- Side mounting of some sensors with the 3 mm screws included with the sensor
- SMBQ4XFA CAD Files: DXF, PDF, IGS, STP
- SMBQ4XFAM10 CAD Files: DXF, PDF, IGS, STP

**B** = 7 × M3 × 0.5
**Bolt thread (A)**: 3/8 - 16 × 2¼ in for SMBQ4XFA; M10 - 1.5 × 50 for SMBQ4XFAM10; n/a; no bolt included. Mounts directly to 12 mm (½ in) rods for SMBQ4XFMA1

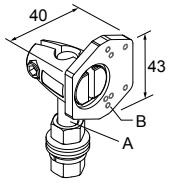


**SMBQ5X..**
- Swivel bracket with tilt and pan movement for precision adjustment
- Easy sensor mounting to extruded rail T-slots
- Metric and inch size bolts are available
- Side mounting of some sensors with the 3 mm screws included with the sensor
- SMBQ5XFA CAD Files: DXF, PDF, IGS, STP
- SMBQ5XFAM10 CAD Files: DXF, PDF, IGS, STP

**B** = 7 × M3 × 0.5
**Bolt thread (A):** 3/8 - 16 × 2¼ in for SMBQ5XFA: M10 - 1.5 × 50 for SMBQ5XFAM10; n/a; no bolt included. Mounts directly to 12 mm (½ in) rods for SMBQ5XFAM12

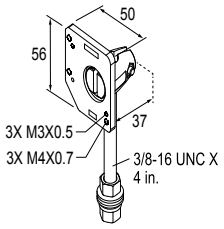


Continued on page 7


© Banner Engineering Corp. All rights reserved. www.bannerengineering.com

Continued from page 6

**SMBQ76FAM12**

- Swivel bracket with tilt and pan movement for precision adjustment
- Easy sensor mounting to extruded rail T-slots
- No bolt included; mounts directly to 12 mm (½ in) rods
- CAD Files: DXF, PDF, IGS, STP

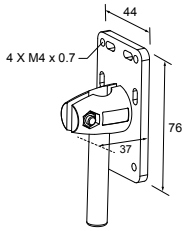


## Banner Engineering Corp Limited Warranty

Banner Engineering Corp. warrants its products to be free from defects in material and workmanship for one year following the date of shipment. Banner Engineering Corp. will repair or replace, free of charge, any product of its manufacture which, at the time it is returned to the factory, is found to have been defective during the warranty period. This warranty does not cover damage or liability for misuse, abuse, or the improper application or installation of the Banner product.

**THIS LIMITED WARRANTY IS EXCLUSIVE AND IN LIEU OF ALL OTHER WARRANTIES WHETHER EXPRESS OR IMPLIED (INCLUDING, WITHOUT LIMITATION, ANY WARRANTY OF MERCHANTABILITY OR FITNESS FOR A PARTICULAR PURPOSE), AND WHETHER ARISING UNDER COURSE OF PERFORMANCE, COURSE OF DEALING OR TRADE USAGE.**

This Warranty is exclusive and limited to repair or, at the discretion of Banner Engineering Corp., replacement. **IN NO EVENT SHALL BANNER ENGINEERING CORP. BE LIABLE TO BUYER OR ANY OTHER PERSON OR ENTITY FOR ANY EXTRA COSTS, EXPENSES, LOSSES, LOSS OF PROFITS, OR ANY INCIDENTAL, CONSEQUENTIAL OR SPECIAL DAMAGES RESULTING FROM ANY PRODUCT DEFECT OR FROM THE USE OR INABILITY TO USE THE PRODUCT, WHETHER ARISING IN CONTRACT OR WARRANTY, STATUTE, TORT, STRICT LIABILITY, NEGLIGENCE, OR OTHERWISE.**

Banner Engineering Corp. reserves the right to change, modify or improve the design of the product without assuming any obligations or liabilities relating to any product previously manufactured by Banner Engineering Corp. Any misuse, abuse, or improper application or installation of this product or use of the product for personal protection applications when the product is identified as not intended for such purposes will void the product warranty. Any modifications to this product without prior express approval by Banner Engineering Corp will void the product warranties. All specifications published in this document are subject to change; Banner reserves the right to modify product specifications or update documentation at any time. Specifications and product information in English supersede that which is provided in any other language. For the most recent version of any documentation, refer to: www.bannerengineering.com.

For patent information, see www.bannerengineering.com/patents.


© Banner Engineering Corp. All rights reserved. www.bannerengineering.com