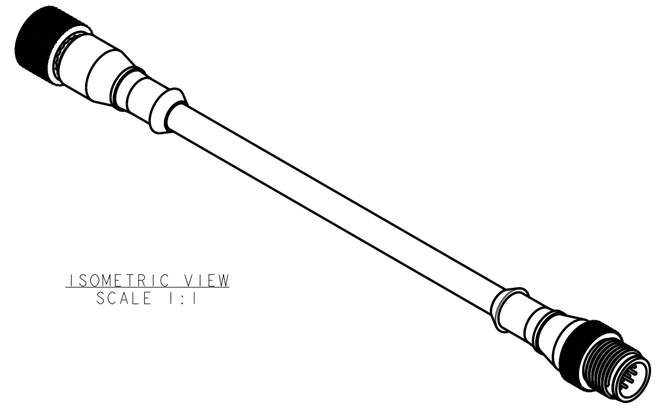

ISOMETRIC VIEW
SCALE 1:1

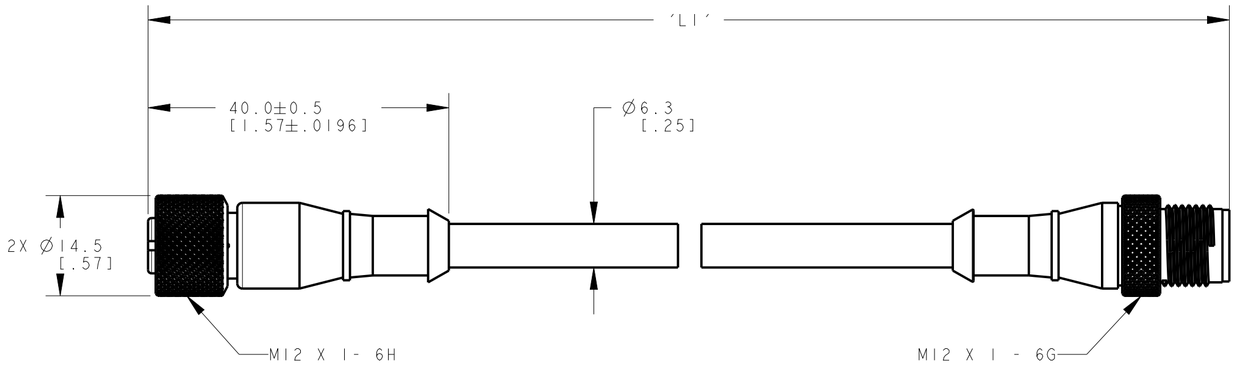

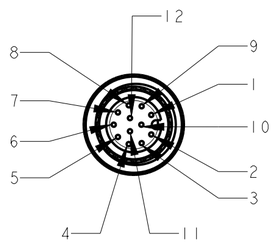

FEMALE POLES

1. WHITE
2. BROWN
3. GREEN
4. YELLOW
5. GRAY
6. PINK
7. BLUE
8. RED
9. ORANGE
10. TAN
11. BLACK
12. VOILET

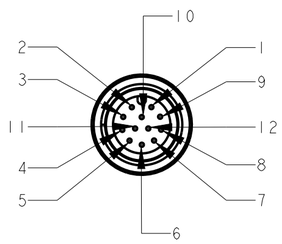

MALE POLES

1. WHITE
2. BROWN
3. GREEN
4. YELLOW
5. GRAY
6. PINK
7. BLUE
8. RED
9. ORANGE
10. TAN
11. BLACK
12. VIOLET

NOTES:
1. ALL DIMENSIONS ARE MILLIMETERS [INCHES] UNLESS OTHERWISE NOTED.
2. REFER TO "www.bannerengineering.com" FOR ADDITIONAL DATA AND SPECIFICATIONS.

This drawing is the property of BANNER ENGINEERING CORP. Any use or reproduction, in any form, without prior written permission of Banner is prohibited.
© Banner Engineering Corp.

THIRD ANGLE PROJECTION

BANNER ENGINEERING CORP.
www.bannerengineering.com

TITLE
BC-M12F12-M12M12-24-X

SIZE	DRAWING NO.	REV.
C	246803	B
SCALE 3:2	SHEET 1 OF 1	

CREO

ПРОМЭЛЕКТРОНИКА/ sales@prom-elec.com